


2020

#IMOLA Lovers





1874 Un passato
che è già storia
nella ceramica.

A past that already forms part of the story of ceramics.
Un passé qui est déjà l'histoire de la céramique.
Eine vergangenheit, die bereits geschichte der keramik ist.
Un pasado que ya es historia de la cerámica.
Прошлое, ставшее уже историей керамики.
过往经历：载入陶瓷历史



2020 Un presente
che è già futuro
nello spazio
architettonico.

A present that is already the future of architectural space.
Un présent qui est déjà le futur de l'espace architectonique.
Eine gegenwart, die bereits zukunft des architektonischen raums ist.
Un presente que ya es futuro del espacio arquitectónico.
настоящее, вплетенное в будущее архитектурного пространства.
现实：预示建筑领域的未来



#ImolaLovers

Ogni momento è speciale se a fargli da sfondo c'è la casa dei tuoi sogni. Non accontentarti di vivere ricordi mediocri, trascorri ogni istante come se fosse unico.

Tutto quello che cerchi lo puoi trovare da noi.

Il concetto di "fare prodotto" di Imola ha al centro le persone. Parla di esperienze e di momenti vissuti.

Every moment is special if your dream home is in the background. Don't be satisfied with mediocre memories, live every instant as if it were unique. We've got everything you're looking for. The concept of production in Imola places people centre stage. It speaks of experiences and moments shared.

Chaque moment est unique lorsque vous le passez dans la maison de vos rêves. Ne vous contentez pas de souvenirs banals, vivez chaque instant comme s'il était unique. Tout ce que vous cherchez, vous pouvez le trouver chez nous. Le produit cède sa place à la personne, qui est au centre de toute chose. Parler d'expériences et de vécu.

Jeder Moment ist besonders vor der Kulisse Ihres Traumhauses. Geben Sie sich nicht mit mittelmäßigen Erinnerungen ab, sondern leben Sie jeden Augenblick, als wäre er einzigartig. Alles, was Sie suchen, können Sie bei uns finden. Im Konzept der Produktkreation von Imola stehen die Menschen im Zentrum. Erfahrung und gelebte Momente finden hier Eingang.

Cualquier momento es especial si el escenario es la casa de tus sueños. No te llenes de recuerdos mediocres, vive cada instante como si fuera único. Todo lo que buscas lo puedes encontrar con nosotros. El concepto de "hacer producto" de Imola está dedicado a las personas. Habla de experiencia y de momentos vividos.

Любое мгновение приобретет особое звучание, если фоном для него станет дом вашей мечты. Не довольствуйтесь посредственными воспоминаниями, проживайте каждое мгновение как самое неповторимое. Все, что вы ищете, вы найдете у нас. В центре концепции "производства продукции" компании Imola находятся люди. Расскажите о ваших прожитых мгновениях и опыте.

生活在梦想的房屋里，每一分每一秒都变得特别而珍贵。不要满足于平庸的生活，让过去的每一刻都成为唯一。在我们这里可以找到你需要的一切。

Imola的“制造产品”概念始终以人为本。讲述生活的经历与时刻



#Marble Effect

10

- 12 The Room ☺
- 56 Genus
- 68 Muse



#Stone Effect

76

- 78 Stoncrete
- 98 Lime-Rock
- 110 X-Rock
- 122 Sicily
- 132 Blue Savoy
- 140 Kalahari



#Concrete Effect

144

- 146 Azuma ☺
- 160 Azuma
- 172 Concrete Project
- 180 Origini
- 190 Creative Concrete



#Wood Effect

198

- 200 Koala ☺
- 208 Koala ☺
- 218 Kuni
- 226 Wood 1d4
- 240 Wood



#Contemporary

248

- 250 Tube ☺
- 264 Tube
- 276 Parade
- 294 Micron 2.0
- 302 Re_Micron
- 310 Micron
- 316 Koshi
- 324 Antares



#Wall

328

- 330 Bubble
- 338 Slash
- 346 Let It Bee
- 354 Kiko
- 360 Cento Per Cento
- 368 Pop
- 374 Genus
- 378 Nuance
- 384 Shades
- 388 Stoncrete
- 396 Mash-Up
- 400 Re_Colour

isolutions

404

#Product Guide

500

Indice Alfabetico

Alphabetical Index / Index Alphabétique
Alphabetisches Verzeichnis / Índice Alfabético
Алфавитный указатель / 字母索引

Indice di Prodotto

Product Index / Index Produits
Produktverzeichnis / Índice de Producto
указатель по продуктам / 产品索引

Indice per Formato

Format Index / Index Formats
Verzeichnis nach Formaten / Índice de Formato
Указатель по форматам / 规格索引

#Marble Effect

- 12 The Room ☺
- 56 Genus
- 68 Muse

#Stone Effect

- 78 Stoncrete
- 98 Lime-Rock
- 110 X-Rock
- 122 Sicily
- 132 Blue Savoy
- 140 Kalahari

#Concrete Effect

- 146 Azuma ☺
- 160 Azuma
- 172 Concrete Project
- 180 Origini
- 190 Creative Concrete

#Wood Effect

- 200 Koala ☺
- 208 Koala
- 218 Kuni
- 226 Wood 1a4
- 240 Wood

#Contemporary

- 250 Tube ☺
- 264 Tube
- 276 Parade
- 294 Micron 2.0
- 302 Re_Micron
- 310 Micron
- 316 Koshi
- 324 Antares

#Wall

- 330 Bubble
- 338 Slash
- 346 Let It Bee
- 354 Kiko
- 360 Cento Per Cento
- 368 Pop
- 374 Genus
- 378 Nuance
- 384 Shades
- 388 Stoncrete
- 396 Mash-Up
- 400 Re_Colour

- 324 Antares
- 146 Azuma ☺
- 160 Azuma
- 132 Blue Savoy
- 330 Bubble
- 360 Cento Per Cento
- 172 Concrete Project
- 190 Creative Concrete
- 56 Genus Pav.
- 140 Kalahari
- 200 Koala ☺
- 208 Koala
- 374 Genus Riv.
- 140 Kalahari
- 354 Kiko
- 200 Koala ☺
- 208 Koala
- 316 Koshi
- 218 Kuni
- 346 Let It Bee
- 98 Lime-Rock
- 396 Mash-Up
- 310 Micron
- 294 Micron 2.0
- 68 Muse
- 378 Nuance
- 180 Origini
- 276 Parade
- 368 Pop
- 400 Re_Colour
- 302 Re_Micron
- 384 Shades
- 122 Sicily
- 338 Slash
- 78 Stoncrete Pav.
- 388 Stoncrete Riv.
- 12 The Room ☺
- 250 Tube ☺
- 264 Tube
- 240 Wood
- 226 Wood 1a4
- 110 X-Rock

Pavimenti&Rivestimenti Floor&Wall Tiles

- 324 Antares
- 146 Azuma ☺
- 160 Azuma
- 132 Blue Savoy
- 172 Concrete Project
- 190 Creative Concrete
- 56 Genus Pav.
- 140 Kalahari
- 200 Koala ☺
- 208 Koala
- 316 Koshi
- 218 Kuni
- 98 Lime-Rock
- 310 Micron
- 294 Micron 2.0
- 68 Muse
- 180 Origini
- 276 Parade
- 302 Re_Micron
- 122 Sicily
- 78 Stoncrete Pav.
- 12 The Room ☺
- 250 Tube ☺
- 264 Tube
- 240 Wood
- 110 X-Rock

Rivestimenti Wall Tiles

- 330 Bubble
- 360 Cento Per Cento
- 374 Genus Riv.
- 354 Kiko
- 346 Let It Bee
- 396 Mash-Up
- 378 Nuance
- 368 Pop
- 400 Re_Colour
- 384 Shades
- 338 Slash
- 388 Stoncrete Riv.

Pavimenti&Rivestimenti Floor&Wall Tiles

- 10x10
 - 310 Micron
- 15x15
 - 310 Micron
- 6,5x20
 - 122 Sicily
- 50x50
 - 324 Antares
- 16,5x100
 - 240 Wood
- 30x30
 - 316 Koshi
 - 310 Micron
 - 302 Re_Micron
- 10x60
 - 310 Micron
- 15x60
 - 310 Micron
- 30x60
 - 160 Azuma
 - 132 Blue Savoy
 - 172 Concrete Project
 - 190 Creative Concrete
 - 56 Genus
 - 316 Koshi
 - 310 Micron
 - 294 Micron 2.0
 - 68 Muse
 - 180 Origini
 - 276 Parade
 - 302 Re_Micron
 - 78 Stoncrete Pav.
 - 110 X-Rock
- 30x120
 - 226 Wood 1a4
- 40x60
 - 324 Antares
 - 132 Blue Savoy
 - 140 Kalahari
- 60x60
 - 160 Azuma
 - 132 Blue Savoy
 - 172 Concrete Project
 - 190 Creative Concrete
 - 56 Genus
 - 316 Koshi
 - 310 Micron
 - 294 Micron 2.0
 - 68 Muse
 - 180 Origini
 - 276 Parade
 - 302 Re_Micron
 - 122 Sicily
 - 78 Stoncrete Pav.
 - 12 The Room ☺
 - 264 Tube
 - 110 X-Rock
- 59x119
 - 78 Stoncrete Pav.
- 60x120
 - 146 Azuma ☺
 - 160 Azuma
 - 172 Concrete Project
 - 56 Genus
 - 316 Koshi
 - 294 Micron 2.0
 - 68 Muse
 - 276 Parade
 - 122 Sicily
 - 78 Stoncrete Pav.
 - 12 The Room ☺
 - 250 Tube ☺
 - 264 Tube
 - 110 X-Rock
- 120x120
 - 146 Azuma ☺
 - 160 Azuma
 - 172 Concrete Project
 - 56 Genus
 - 294 Micron 2.0
 - 68 Muse
 - 276 Parade
 - 12 The Room ☺
 - 250 Tube ☺
 - 264 Tube
- 24x240
 - 200 Koala ☺
- 120x240
 - 200 Koala ☺
- 120x260
 - 146 Azuma ☺
 - 12 The Room ☺
 - 250 Tube ☺

Rivestimenti Wall Tiles

- 7,5x30
 - 330 Bubble
 - 338 Slash
- 12x18
 - 354 Kiko
 - 346 Let It Bee
 - 360 Cento Per Cento
- 12,5x33,3
 - 368 Pop
- 20x60
 - 384 Shades
- 30x60
 - 396 Mash-Up
 - 400 Re_Colour
 - 388 Stoncrete Riv.
- 25x75
 - 374 Genus
 - 378 Nuance



#Marble Effect

marble

- 12 The Room ©
- 56 Genus
- 68 Muse

The Room 65



GRES PORCELLANATO A TUTTO SPESSORE

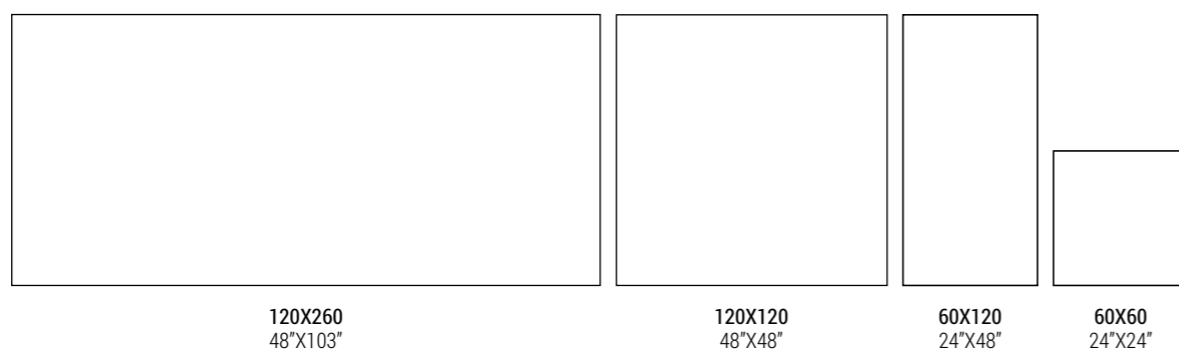
FULL BODY PORCELAIN TILE / GRÈS CÉRAME PLEINE MASSE / DURCHGEFÄRBTES FEINSTEINZEUG
GRES PORCELÁNICO A TODA MASA / ПОЛНОТЕЛЫЙ КЕРАМОГРАНИТ / 通体瓷质砖

ISO 13006 - G - Bla UGL (E ≤ 0,5%) UNI EN 14411 - G



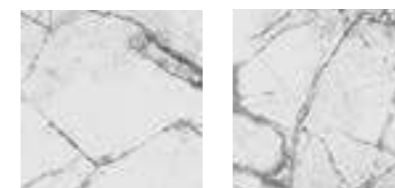
FORMATI

SIZES / FORMATS / FORMATE / FORMATOS / ФОРМАТЫ / 规格



SUPERFICI

SURFACES / SURFACES / OBERFLÄCHEN / SUPERFICIES / ПОВЕРХНОСТИ / 表面

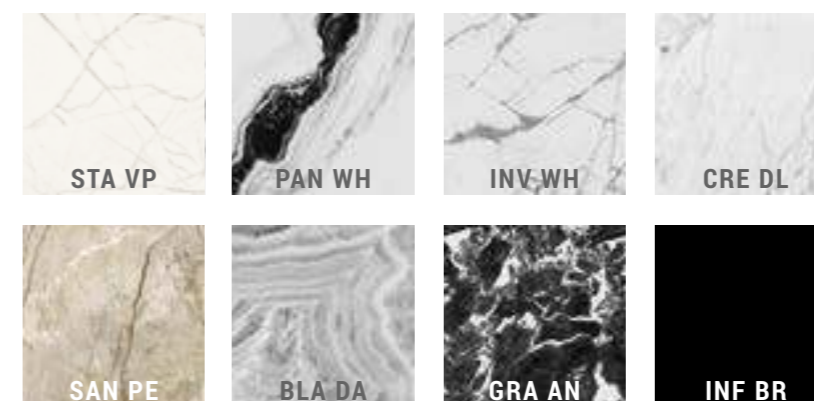


LI N O

LI LP

COLORI

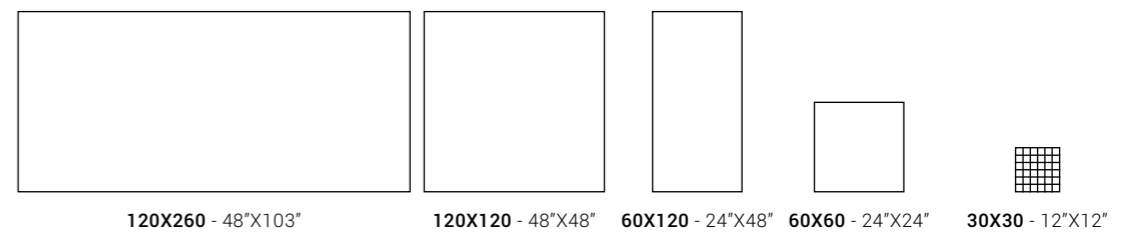
COLOURS / COULEURS / FARBEN / COLORES / ЦВЕТА / 颜色







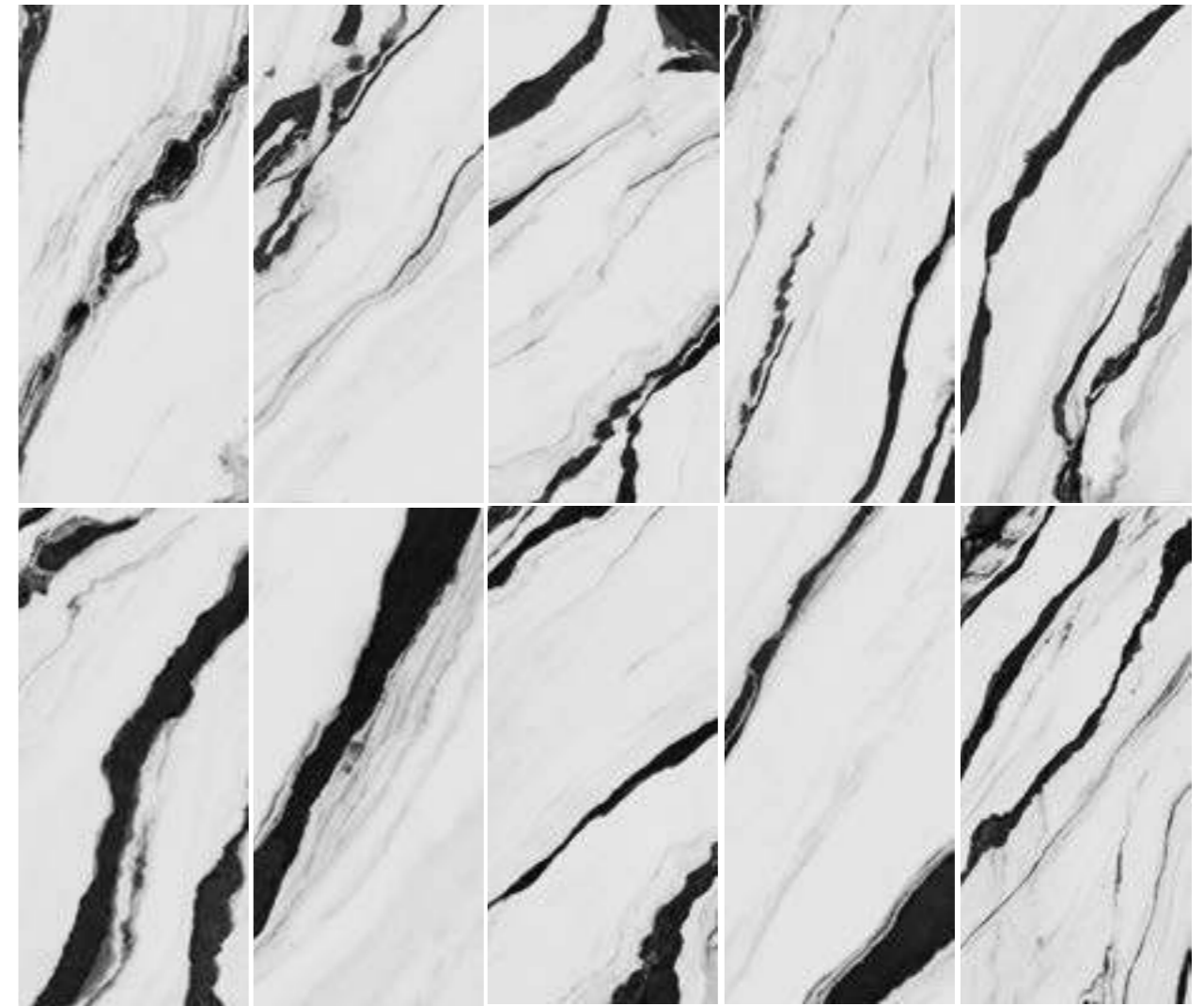
STA VP



LI	N	○	STA VP6 260 RM	STA VP6 120 RM	STA VP6 12 RM	STA VP6 60 RM	MK.STA VP6 30
LI	LP	⊗	STA VP6 260 LP	STA VP6 120 LP	STA VP6 12 LP	STA VP6 60 LP	

The Room 65






PAN WH6



120X260 - 48"X103"



120X120 - 48"X48"



60X120 - 24"X48"



30X30 - 12"X12"



PAN WH6 260 LP

PAN WH6 120 RM

PAN WH6 120 LP


PAN WH6 12 RM

PAN WH6 12 LP


MK.PAN WH6 30 (T144)




Marble



INV WH6



120X260 - 48"X103"




120X120 - 48"X48"



60X120 - 24"X48"



30X30 - 12"X12"



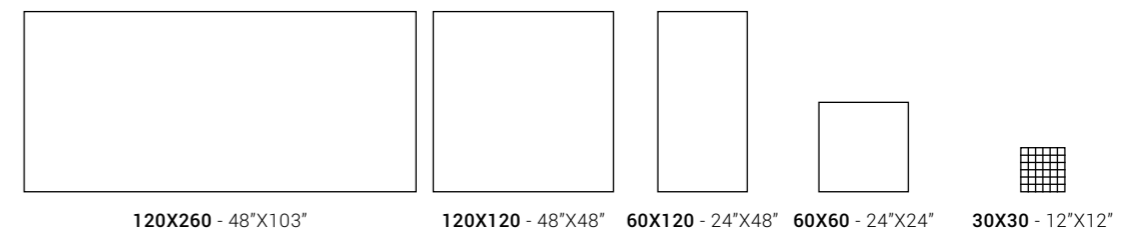
LI N	INV WH6 120 RM	INV WH6 12 RM	MK.INV WH6 30 (T144)
LI LP	INV WH6 260 LP	INV WH6 120 LP	INV WH6 12 LP











CRE DL

Marble



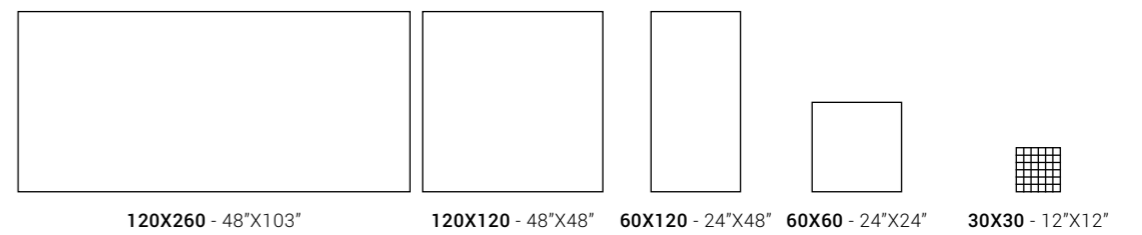
			CRE DL6 260 RM	CRE DL6 120 RM	CRE DL6 12 RM	CRE DL6 60 RM	MK.CRE DL6 30
			CRE DL6 260 LP	CRE DL6 120 LP	CRE DL6 12 LP	CRE DL6 60 LP	



Marble



SAN PE



120X260 - 48"X103"

120X120 - 48"X48"

60X120 - 24"X48"

60X60 - 24"X24"

30X30 - 12"X12"



SAN PE6 260 RM

SAN PE6 120 RM

SAN PE6 12 RM

SAN PE6 60 RM

MK.SAN PE6 30


SAN PE6 260 LP

SAN PE6 120 LP


SAN PE6 12 LP

SAN PE6 60 LP







BLA DA6



120X260 - 48"X103"



120X120 - 48"X48"



60X120 - 24"X48"



30X30 - 12"X12"



BLA DA6 260 LP

BLA DA6 120 RM

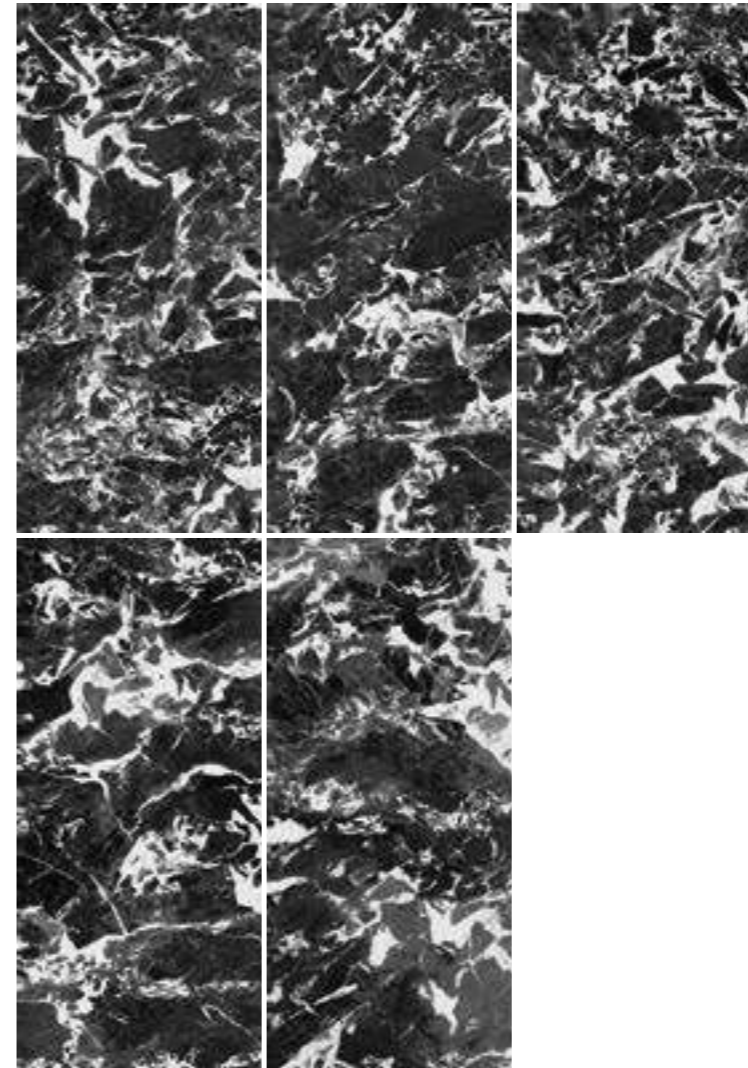
BLA DA6 120 LP

BLA DA6 12 RM

BLA DA6 12 LP

MK.BLA DA6 30 (T144)






GRA AN6


Marble



120X260 - 48"X103"



120X120 - 48"X48"



60X120 - 24"X48"



30X30 - 12"X12"



GRA AN6 260 LP

GRA AN6 120 RM

GRA AN6 120 LP

GRA AN6 12 RM


GRA AN6 12 LP

MK.GRA AN6 30 (T144)

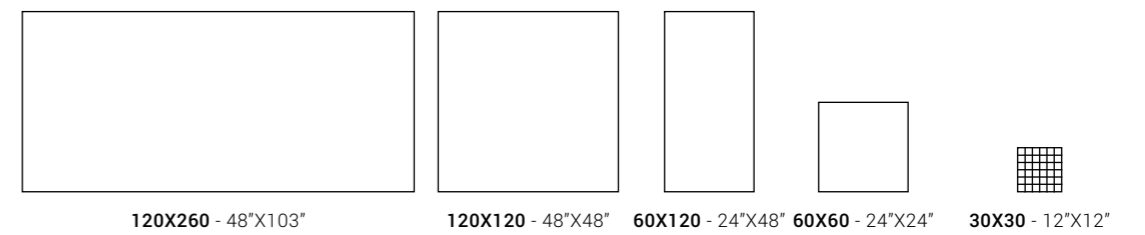
The Room 65



Marble



INF BR






120X260 - 48"X103"

120X120 - 48"X48"

60X120 - 24"X48"

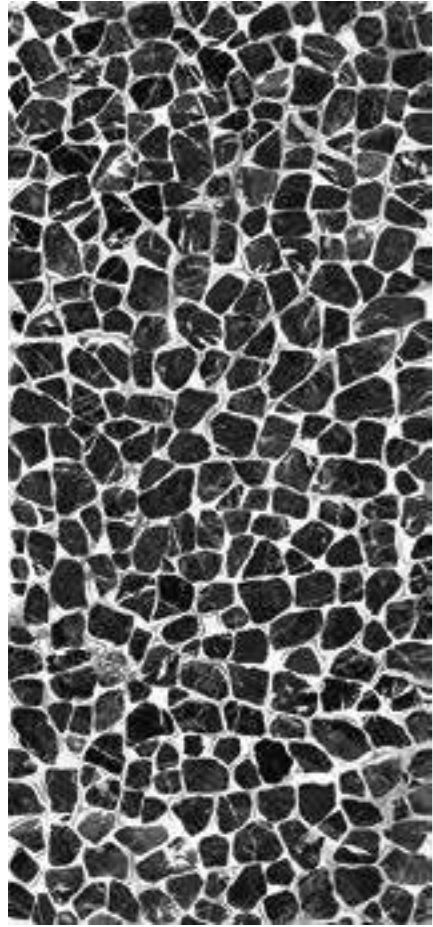
60X60 - 24"X24"

30X30 - 12"X12"

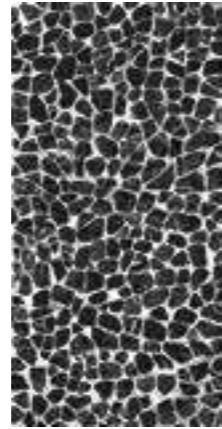
				INF BR6 260 RM	INF BR6 120 RM	INF BR6 12 RM	INF BR6 60 RM	MK.INF BR6 30
				INF BR6 260 LP	INF BR6 120 LP	INF BR6 12 LP	INF BR6 60 LP	



Marble



TURTLE6 260LP
120X260-48"X103"



TURTLE6 12LP
60X120-24"X48"



SNAKE6 260LP
120X260-48"X103"



SNAKE6 12LP
60X120-24"X48"







GHEPARD6 260LP △
120x260-48"X103"



GHEPARD6 12LP △
60x120-24"X48"



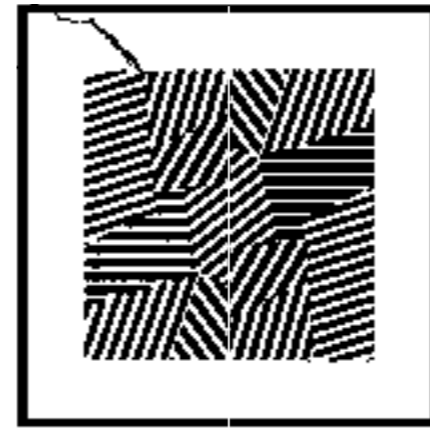
GHEPARD6 120LP △
120x120-48"X48"



ZEBRA6 260LP △
120x260-48"X103"



ZEBRA6 12LP △
60x120-24"X48"

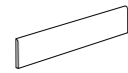


ZEBRA6 120LP △
120x120-48"X48"

The Room 65

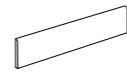
PEZZI SPECIALI

SPECIAL PIECES / PIÈCES SPÉCIALES / SONDERPREISE / PIEZAS ESPECIALES / СПЕЦИАЛЬНЫЕ ЭЛЕМЕНТЫ / 特制件



6X120-2.4"X48" △

STA VP	STA VP6 BT120
PAN WH	PAN WH6 BT120
INV WH	INV WH6 BT120
CRE DL	CRE DL6 BT120
SAN PE	SAN PE6 BT120
BLA DA	BLA DA6 BT120
GRA AN	GRA AN6 BT120
INF BR	INF BR6 BT120



6X120-2.4"X48" △

STA VP LP	STA VP6 BT120LP
PAN WH LP	PAN WH6 BT120LP
INV WH LP	INV WH6 BT120LP
CRE DL LP	CRE DL6 BT120LP
SAN PE LP	SAN PE6 BT120LP
BLA DA LP	BLA DA6 BT120LP
GRA AN LP	GRA AN6 BT120LP
INF BR LP	INF BR6 BT120LP

CARATTERISTICHE TECNICHE SPECIFICHE

TECHNICAL FEATURES SPECIFICATIONS / CARACTÉRISTIQUES TECHNIQUES SPÉCIFIQUE / TECHNISCHE EIGENSCHAFTEN
CARACTERÍSTICAS TÉCNICAS ESPECÍFICAS / ТРЕБУЕМЫЕ ТЕХНИЧЕСКИЕ ХАРАКТЕРИСТИКИ / 特殊技术规格

THE ROOM	DIN 51130 (R)	DIN 51097 (A+B+C)	BCR REP. CEC 6/81		DM 14/6/89 N. 236		PENDULUM TEST BS (INGLESE)	PENDULUM TEST AS/NZS 4856:2004 (AUSTRALIANO)	PENDULUM TEST UNE ENV 12633:2003 (SPAGNOLO)	BOT 3000 (DCOF)
			G.A.	G.B.	C.A.	G.B.				
	R9	A	>0.4	>0.4	>0.4	>0.4	>25	>25	1	>0,42



GRA AN6 260 LP - WTGK 3012T RM

Genus



GRES PORCELLANATO A TUTTO SPESSORE

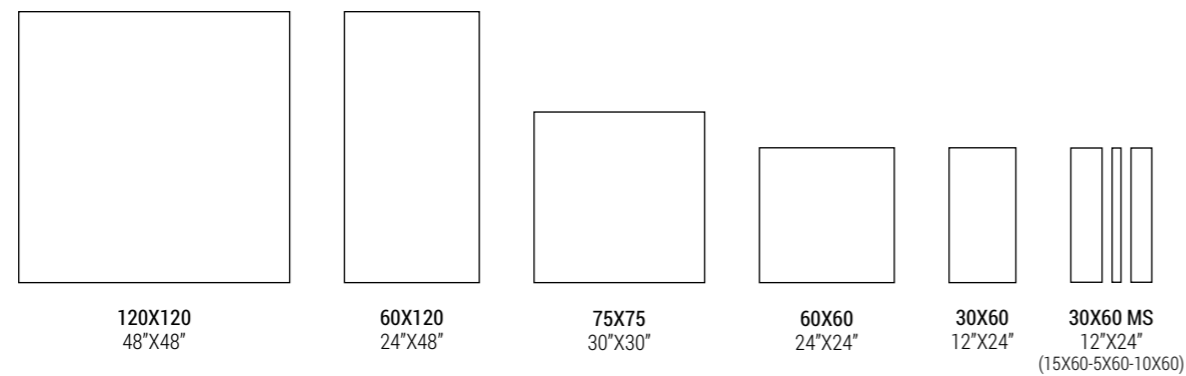
FULL BODY PORCELAIN TILE / GRÈS CÉRAME PLEINE MASSE / DURCHGEFÄRBTES FEINSTEINZEUG
GRES PORCELÁNICO A TODA MASA / ПОЛНОТЕЛЫЙ КЕРАМОГРАНИТ / 通体瓷质砖

ISO 13006 - G - Bla UGL (E ≤ 0,5%) UNI EN 14411 - G




FORMATI

SIZES / FORMATS / FORMATE / FORMATOS / ФОРМАТЫ / 规格



SUPERFICI

SURFACES / SURFACES / OBERFLÄCHEN / SUPERFICIES / ПОВЕРХНОСТИ / 表面




COLORI

COLOURS / COULEURS / FARBEN / COLORES / ЦВЕТА / 颜色



Genus






GOLD B



HOME B




GNSG DK 60B LP
60X60-24"X24" △



MK.GNSG BN △
30X30-12"X12"

GNSG L1 1.5X120
1,5X120-0.6"X48" △



120X120-48"X48"



60X120-24"X48"



60X60-24"X24"



30X30-12"X12"



GNSG 120B RM

GNSG 12B RM

GNSG 60B RM

MK.GNSG B (T144)


GNSG 120B LP

GNSG 12B LP


GNSG 60B LP



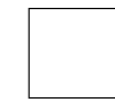
GNSH L 2X75B RM
2X75-0.8"X30" △



GNSH T 2X2 B RM △
2X2-0.8"X0.8"



75X75-30"X30"



60X60-24"X24"



30X60-12"X24"



30X60 MS-12"X24"
(15X60-5X60-10X60)



30X30-12"X12"



GNSH 75B RM

GNSH 60B RM

GNSH 36B RM

GNSH 36MSB RM

MK.GNSH 30B

GNSH RB60B RM

GNSH RB36B RM




GOLD W



HOME W




GNSG DK 60W LP
60X60-24"X24" △




MK.GNSG WN △
30X30-12"X12"


GNSG L2 1.5X120
1,5X120-0.6"X48" △



120X120-48"X48"



60X120-24"X48"



60X60-24"X24"




30X30-12"X12"

LI	N	○		
GNSG 120W RM		GNSG 12W RM		GNSG 60W RM
GNSG 120W LP		GNSG 12W LP		GNSG 60W LP
				MK.GNSG W (T144)



GNSH L 2X75W RM
2X75-0.8"X30" △

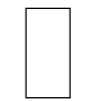
GNSH T 2X2 W RM △
2X2-0.8"X0.8"



75X75-30"X30"



60X60-24"X24"



30X60-12"X24"




30X60 MS-12"X24"
(15X60-5X60-10X60)



30X30-12"X12"


ST	N	○		
GNSH 75W RM		GNSH 60W RM		GNSH 36W RM
GNSH RB60W RM		GNSH RB36W RM		GNSH 36MSW RM
				MK.GNSH 30W



GOLD N



GNSG DK 60N LP
60X60-24"X24" △




MK.GNSG BN △
30X30-12"X12"



MK.GNSG WN △
30X30-12"X12"

GNSG L3 1.5X120 △
1,5X120-0.6"X48"



120X120-48"X48"



60X120-24"X48"




60X60-24"X24"




30X30-12"X12"

				GNSG 120N RM	GNSG 12N RM	GNSG 60N RM	MK.GNSG N (T144)
				GNSG 120N LP	GNSG 12N LP	GNSG 60N LP	



HOME N



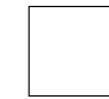
GNSH L 2X75N RM △
2X75-0.8"X30"



GNSH T 2X2 N RM △
2X2-0.8"X0.8"



75X75-30"X30"



60X60-24"X24"



30X60-12"X24"



30X60 MS-12"X24"
(15X60-5X60-10X60)




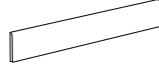
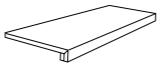

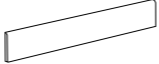


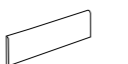

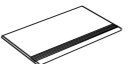
30X30-12"X12"

				GNSH 75N RM	GNSH 60N RM	GNSH 36N RM	GNSH 36MSN RM	MK.GNSH 30N
				GNSH RB60N RM	GNSH RB36N RM			

Genus

PEZZI SPECIALI

SPECIAL PIECES / PIÈCES SPÉCIALES / SONDERPREISE / PIEZAS ESPECIALES / СПЕЦИАЛЬНЫЕ ЭЛЕМЕНТЫ / 特制件

				
	6X120-2.4"X48" △	120X32,5-48"X12.8" △		6X120-2.4"X48" △
GOLD B	GNSG BT120B	GNSG G120B	GOLD B	GNSG BT120B LP
GOLD W	GNSG BT120W	GNSG G120W	GOLD W	GNSG BT120W LP
GOLD N	GNSG BT120N	GNSG G120N	GOLD N	GNSG BT120N LP
				
	6X75-2.4"X30" △	6X60-2.4"X24" △		30X60-12"X24" △
HOME B	GNSH BT75B	GNSH BT60B	HOME B	GNSH S RB60B
HOME W	GNSH BT75W	GNSH BT60W	HOME W	GNSH S RB60W
HOME N	GNSH BT75N	GNSH BT60N	HOME N	GNSH S RB60N

CARATTERISTICHE TECNICHE SPECIFICHE

TECHNICAL FEATURES SPECIFICATIONS / CARACTÉRISTIQUES TECHNIQUES SPÉCIFIQUE / TECHNISCHE EIGENSCHAFTEN
CARACTERÍSTICAS TÉCNICAS ESPECÍFICAS / ТРЕБУЕМЫЕ ТЕХНИЧЕСКИЕ ХАРАКТЕРИСТИКИ / 特殊技术规格

	DIN 51130 (R)	DIN 51097 (A+B+C)	BCR REP. CEC 6/81		DM 14/6/89 N. 236		PENDULUM TEST BS (INGLESE)	PENDULUM TEST AS/NZS 4856:2004 (AUSTRALIANO)	PENDULUM TEST UNE ENV 12633:2003 (SPAGNOLO)	BOT 3000 (DCOF)
			G.A.	G.B.	C.A.	G.B.				
GNSG	R9	A	>0.4	>0.4	>0.4	>0.4	>25	-	1	>0,42
GNSH	R9	A+B	>0.4	>0.4	>0.4	>0.4	>25	>25	1	>0,42
GNSH RB	R11	A+B	>0.4	>0.4	>0.4	>0.4	>36	>35	3	>0,42



GNSH 75N RM - MK.GNSG WN - GNS 27N RM

Muse



Marble

GRES PORCELLANATO A TUTTO SPESSORE


FULL BODY PORCELAIN TILE / GRÈS CÉRAME PLEINE MASSE / DURCHGEFÄRBTES FEINSTEINZEUG
GRES PORCELÁNICO A TODA MASA / ПОЛНОТЕЛЫЙ КЕРАМОГРАНИТ / 通体瓷质砖

ISO 13006 - G - BIa UGL (E ≤ 0,5%) UNI EN 14411 - G



FORMATI

SIZES / FORMATS / FORMATE / FORMATOS / ФОРМАТЫ / 规格




SUPERFICI


SURFACES / SURFACES / OBERFLÄCHEN / SUPERFICIES / ПОВЕРХНОСТИ / 表面



COLORI

COLOURS / COULEURS / FARBEN / COLORES / ЦВЕТА / 颜色





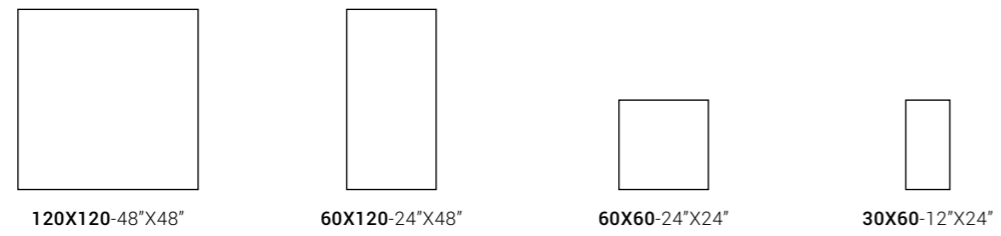
W



MACCHIAAP.1WLP
120X120-48"X48"

POSA 2


MACCHIAAP.2WLP
120X120-48"X48"



			MUSE 120W	MUSE 12W	MUSE 60W	MUSE 36W
			MUSE 120W PT	MUSE 12W PT	MUSE 60W PT	
			MUSE 120W LP	MUSE 12W LP	MUSE 60W LP	MUSE 36W LP



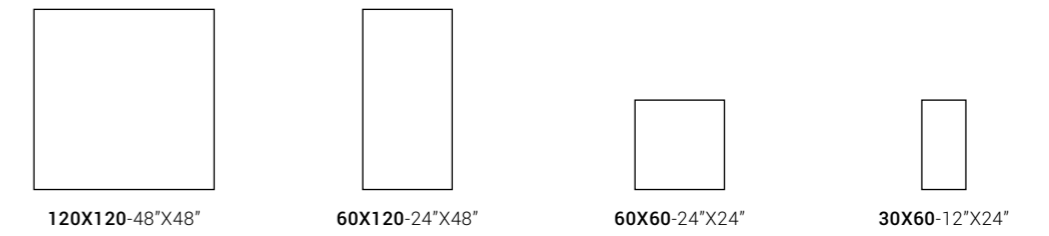
BG



MACCHIAAP.1BGLP
120X120-48"X48"

POSA 2

MACCHIAAP.2BGLP
120X120-48"X48"



			MUSE 120BG	MUSE 12BG	MUSE 60BG	MUSE 36BG
			MUSE 120BG PT	MUSE 12BG PT	MUSE 60BG PT	
			MUSE 120BG LP	MUSE 12BG LP	MUSE 60BG LP	MUSE 36BG LP



G

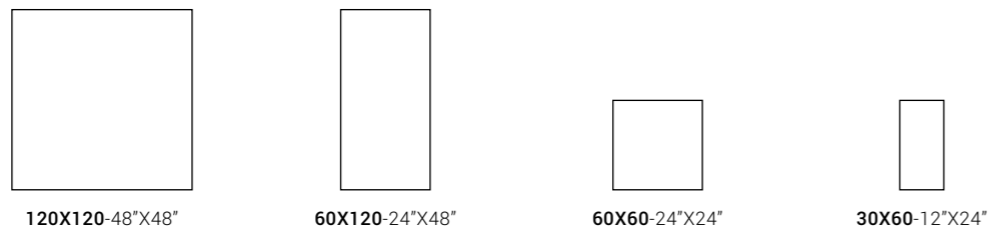


MACCHIAAP1GLP
120X120-48"X48"


POSA 2

MACCHIAAP2GLP
120X120-48"X48"


POSA 3



MUSE 120G	MUSE 12G	MUSE 60G	MUSE 36G
MUSE 120G PT	MUSE 12G PT	MUSE 60G PT	
MUSE 120G LP	MUSE 12G LP	MUSE 60G LP	MUSE 36G LP



DG


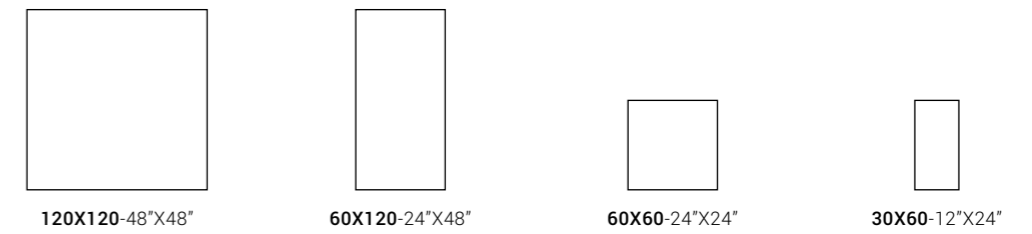


MACCHIAAP1DGLP
120X120-48"X48"

POSA 2

MACCHIAAP2DGLP
120X120-48"X48"

POSA 3



MUSE 120DG	MUSE 12DG	MUSE 60DG	MUSE 36DG
MUSE 120DG PT	MUSE 12DG PT	MUSE 60DG PT	
MUSE 120DG LP	MUSE 12DG LP	MUSE 60DG LP	MUSE 36DG LP

PEZZI SPECIALI

SPECIAL PIECES / PIÈCES SPÉCIALES / SONDERPREISE / PIEZAS ESPECIALES / СПЕЦИАЛЬНЫЕ ЭЛЕМЕНТЫ / 特制件

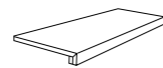
ST N ○



6X120-2.4"X48" △



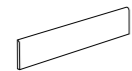
6X60-2.4"X24" △



120X32,5-48"X12.8" △

W	MUSE BT120W	MUSE BT60W	MUSE G120W
BG	MUSE BT120BG	MUSE BT60BG	MUSE G120BG
G	MUSE BT120G	MUSE BT60G	MUSE G120G
DG	MUSE BT120DG	MUSE BT60DG	MUSE G120DG

LI LP ⊗



6X120-2.4"X48" △



6X60-2.4"X24" △

W	MUSE BT120W LP	MUSE BT60W LP
BG	MUSE BT120BG LP	MUSE BT60BG LP
G	MUSE BT120G LP	MUSE BT60G LP
DG	MUSE BT120DG LP	MUSE BT60DG LP

CARATTERISTICHE TECNICHE SPECIFICHE

TECHNICAL FEATURES SPECIFICATIONS / CARACTÉRISTIQUES TECHNIQUES SPÉCIFIQUE / TECHNISCHE EIGENSCHAFTEN
CARACTERÍSTICAS TÉCNICAS ESPECÍFICAS / ТРЕБУЕМЫЕ ТЕХНИЧЕСКИЕ ХАРАКТЕРИСТИКИ / 特殊技术规格

	DIN 51130 (R)	DIN 51097 (A+B+C)	BCR REP. CEC 6/81		DM 14/6/89 N. 236		PENDULUM TEST BS (INGLESE)	PENDULUM TEST AS/NZS 4856:2004 (AUSTRALIANO)	PENDULUM TEST UNE ENV 12633:2003 (SPAGNOLO)	BOT 3000 (DCOF)
			G.A.	G.B.	C.A.	G.B.				
MUSE	R10	A	>0.4	>0.4	>0.4	>0.4	>25	-	1	>0,42



MUSE 120W PT - MACCHIAAP.1WLP - MACCHIAAP.2WLP


#Stone Effect



stone

- 78 Stoncrete
- 98 Lime-Rock
- 110 X-Rock
- 122 Sicily
- 132 Blue Savoy
- 140 Kalahari

Stoncrete



GRES PORCELLANATO A MASSA COLORATA


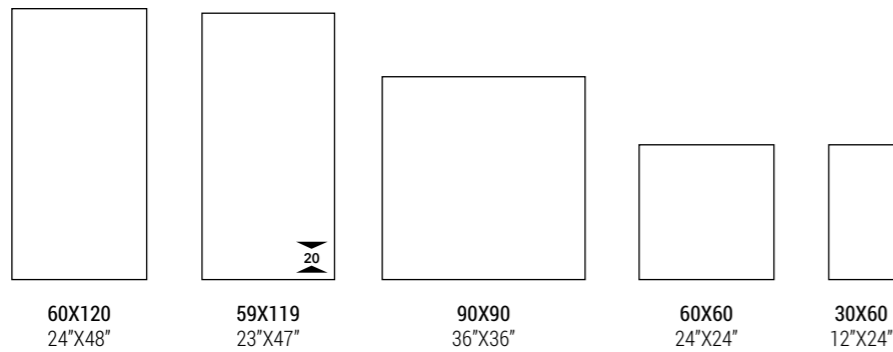
COLOURED BODY PORCELAIN TILE / GRÈS CÉRAME TEINTÉ DANS LA MASSE / EINGEFÄRBTES FEINSTEINZEUG
GRES PORCELÁNICO COLOREADO EN MASA / КЕРАМОГРАНИТ, ОКРАШЕННЫЙ В МАССЕ / 彩色通体瓷质砖

ISO 13006 - G - Bla (E ≤ 0,5%) UNI EN 14411 - G



FORMATI

SIZES / FORMATS / FORMATE / FORMATOS / ФОРМАТЫ / 规格



Stoncrete





Stone

Stoncrete



STCR2 90AG RM



STCR 90AG RM



Stone




STCR1 12DG RM




STCR 12DG RM



STCR2 90DG RM

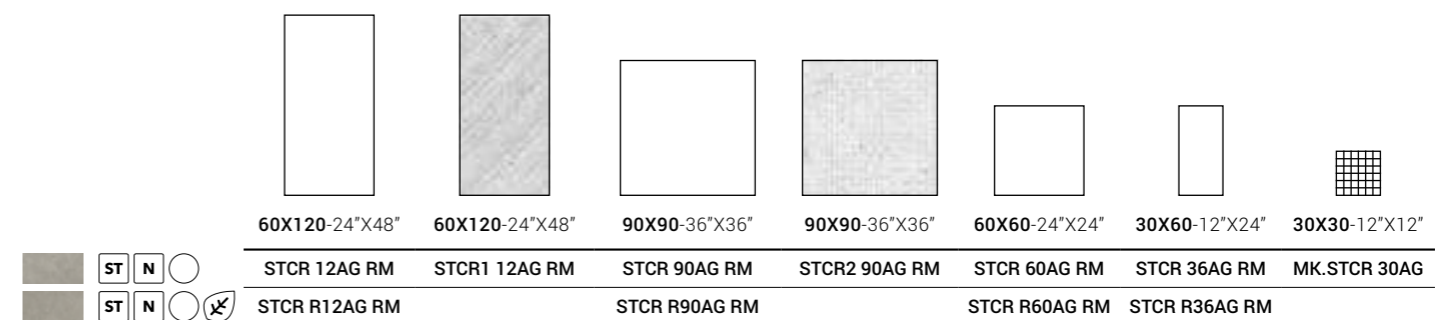




CG




AG

Stone



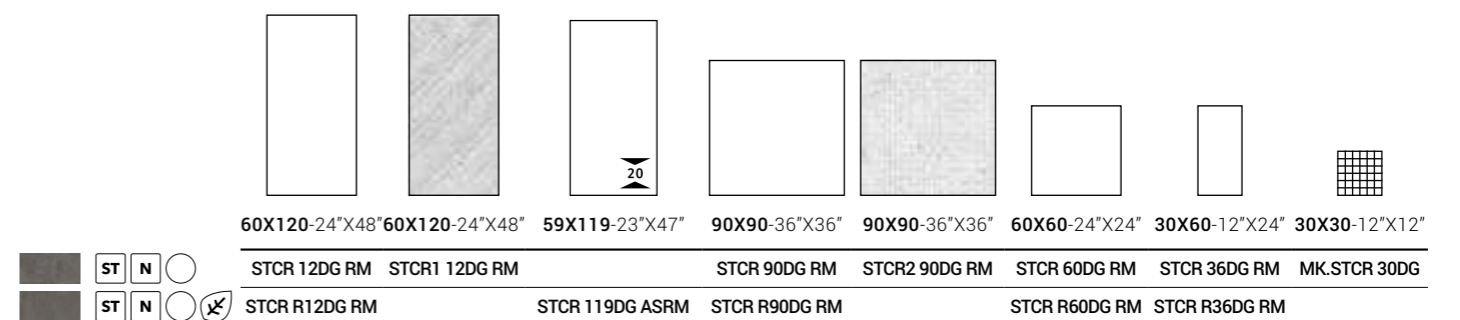
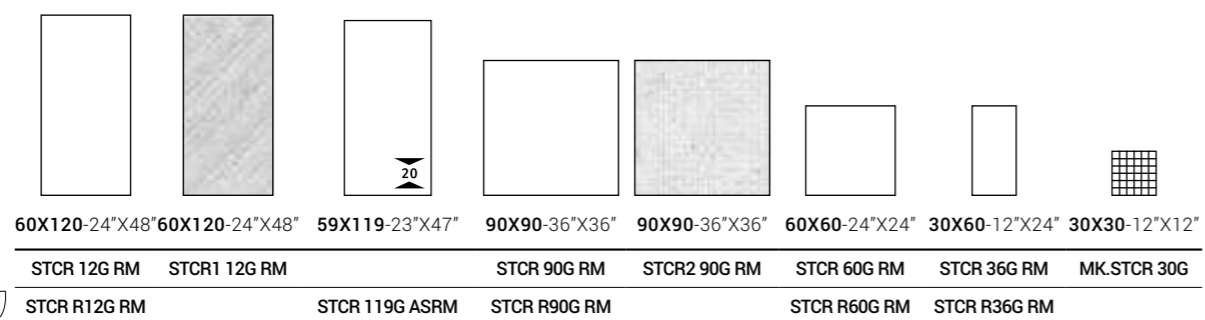


G

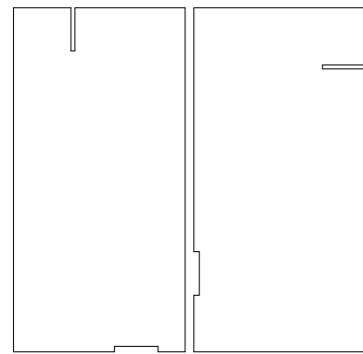


DG

Stone



Stoncrete

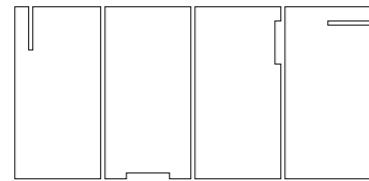


STCR DK12CG
60X120-24"X48" △

STCR DK12AG
60X120-24"X48" △

STCR DK12G
60X120-24"X48" △

STCR DK12DG
60X120-24"X48" △



STCR DK36CG
30X60-12"X24" △

STCR DK36AG
30X60-12"X24" △

STCR DK36G
30X60-12"X24" △

STCR DK36DG
30X60-12"X24" △

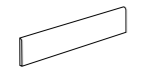
TITANIO L0,5X15 △
0,5X15-0,2"X6"

OTTONE L0,5X15 △
0,5X15-0,2"X6"

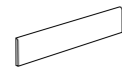
RAME L0,5X15 △
0,5X15-0,2"X6"

PEZZI SPECIALI

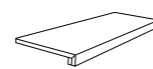
SPECIAL PIECES / PIÈCES SPÉCIALES / SONDERPREISE / PIEZAS ESPECIALES / СПЕЦИАЛЬНЫЕ ЭЛЕМЕНТЫ / 特制件



6X60-2.4"X24" △



6X90-2.4"X36" △



120X32,5-48"X12,8" △

CG	STCR BT60CG	STCR BT90CG	STCR G120CG
AG	STCR BT60AG	STCR BT90AG	STCR G120AG
G	STCR BT60G	STCR BT90G	STCR G120G
DG	STCR BT60DG	STCR BT90DG	STCR G120DG



30X60-12"X24" △

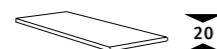


20X60X4-8"X24"X2" △

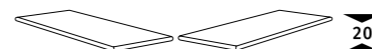
CG	STCR S R60CG	STCR E R60CG
AG	STCR S R60AG	STCR E R60AG
G	STCR S R60G	STCR E R60G
DG	STCR S R60DG	STCR E R60DG



59X19-23"X47" △



59X19-23"X47" △



59X19-23"X47" △

CG	STCR S119CG AS	STCR S59CG AS	STCR A119CG SXAS	STCR A119CG DXAS
G	STCR S119G AS	STCR S59G AS	STCR A119G SXAS	STCR A119G DXAS
DG	STCR S119DG AS	STCR S59DG AS	STCR A119DG SXAS	STCR A119DG DXAS



CARATTERISTICHE TECNICHE SPECIFICHE

TECHNICAL FEATURES SPECIFICATIONS / CARACTÉRISTIQUES TECHNIQUES SPÉCIFIQUE / TECHNISCHE EIGENSCHAFTEN
CARACTERÍSTICAS TÉCNICAS ESPECÍFICAS / ТРЕБУЕМЫЕ ТЕХНИЧЕСКИЕ ХАРАКТЕРИСТИКИ / 特殊技术规格

	DIN 51130 (R)	DIN 51097 (A+B+C)	BCR REP. CEC 6/81		DM 14/6/89 N. 236		PENDULUM TEST BS (INGLESE)	PENDULUM TEST AS/NZS 4856:2004 (AUSTRALIANO)	PENDULUM TEST UNE ENV 12633:2003 (SPAGNOLO)	BOT 3000 (DCOF)
			G.A.	G.B.	C.A.	G.B.				AVERAGE VALUE
STCR	R10	A+B	>0.4	>0.4	>0.4	>0.4	>36	>35	2	>0,42
STCR1-2	R10	B+C	>0.4	>0.4	>0.4	>0.4	>36	>45	3	>0,42
STCR R	R11	B+C	>0.4	>0.4	>0.4	>0.4	>36	>45	3	>0,42
STCR AS	R11	B+C	>0.4	>0.4	>0.4	>0.4	>36	>45	3	>0,42

Lime-Rock



GRES PORCELLANATO A TUTTO SPESSORE

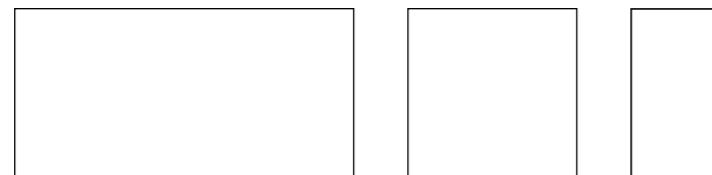
FULL BODY PORCELAIN TILE / GRÈS CÉRAME PLEINE MASSE / DURCHGEFÄRBTES FEINSTEINZEUG
GRES PORCELÁNICO A TODA MASA / ПОЛНОТЕЛЫЙ КЕРАМОГРАНИТ / 通体瓷质砖

ISO 13006 - G - Bla UGL (E ≤ 0,5%) UNI EN 14411 - G



FORMATI

SIZES / FORMATS / FORMATE / FORMATOS / ФОРМАТЫ / 规格



75x150
30"x59"

75x75
30"x30"

37,5x75
15"x30"

SUPERFICI

SURFACES / SURFACES / OBERFLÄCHEN / SUPERFICIES / ПОВЕРХНОСТИ / 表面




ST N ○

ST N ○ ✕

COLORI

COLOURS / COULEURS / FARBEN / COLORES / ЦВЕТА / 颜色



Lime-Rock



LMRCK 150W RM - LMRCK 75W RM



LMRCK 150G RM


Lime-Rock



LMRCK 150N RM



MK.LMRCK A - LMRCK 150A RM



A


W



MK.LMRCK A
28,5x32-11"x12,8"



MK.LMRCK W
28,5x32-11"x12,8"



75x150-30"x59"



75x75-30"x30"



37,5x75-15"x30"



75x150-30"x59"



75x75-30"x30"



37,5x75-15"x30"



LMRCK 150A RM

LMRCK 75A RM

LMRCK 377A RM

LMRCK RB377A RM





LMRCK 150W RM

LMRCK 75W RM

LMRCK 377W RM

LMRCK RB377W RM



G


N



MK.LMRCK G
28,5x32-11"X12,8"



MK.LMRCK N
28,5x32-11"X12,8"



75x150-30"X59"



75x75-30"X30"



37,5x75-15"X30"



75x150-30"X59"



75x75-30"X30"



37,5x75-15"X30"



LMRCK 150G RM

LMRCK 75G RM

LMRCK 377G RM



LMRCK RB377G RM



LMRCK 150N RM

LMRCK 75N RM

LMRCK 377N RM



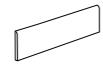
LMRCK RB377N RM

Lime-Rock

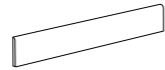
PEZZI SPECIALI

SPECIAL PIECES / PIÈCES SPÉCIALES / SONDERPREISE / PIEZAS ESPECIALES / СПЕЦИАЛЬНЫЕ ЭЛЕМЕНТЫ / 特制件

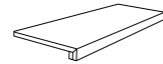
ST N ○



6X75-2.4"X30" △



6X150-2.4"X59" △



150X32,5-59"X12.8" △

A	LMRCK BT75A	LMRCK BT150A	LMRCK G150A
W	LMRCK BT75W	LMRCK BT150W	LMRCK G150W
G	LMRCK BT75G	LMRCK BT150G	LMRCK G150G
N	LMRCK BT75N	LMRCK BT150N	LMRCK G150N

CARATTERISTICHE TECNICHE SPECIFICHE

TECHNICAL FEATURES SPECIFICATIONS / CARACTÉRISTIQUES TECHNIQUES SPÉCIFIQUE / TECHNISCHE EIGENSCHAFTEN
CARACTERÍSTICAS TÉCNICAS ESPECÍFICAS / ТРЕБУЕМЫЕ ТЕХНИЧЕСКИЕ ХАРАКТЕРИСТИКИ / 特殊技术规格

	DIN 51130 (R)	DIN 51097 (A+B+C)	BCR REP. CEC 6/81		DM 14/6/89 N. 236		PENDULUM TEST BS (INGLESE)	PENDULUM TEST AS/NZS 4856:2004 (AUSTRALIANO)	PENDULUM TEST UNE ENV 12633:2003 (SPAGNOLO)	BOT 3000 (DCOF)
			G.A.	G.B.	C.A.	G.B.				
LMRCK	R10	A+B	>0.4	>0.4	>0.4	>0.4	>36	>35	2	>0,42
LMRCK RB	R11	B+C	>0.4	>0.4	>0.4	>0.4	>36	>35	3	>0,42



X-Rock



Stone

GRES PORCELLANATO A MASSA COLORATA

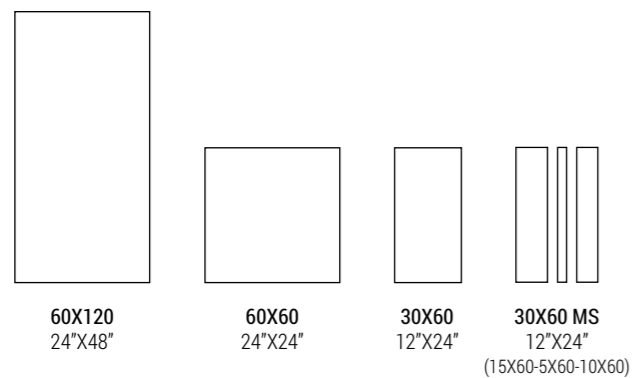
COLOURED BODY PORCELAIN TILE / GRÈS CÉRAMÉ TEINTÉ DANS LA MASSE / EINGEFÄRBTES FEINSTEINZEUG
GRES PORCELÁNICO COLOREADO EN MASA / КЕРАМОГРАНИТ, ОКРАШЕННЫЙ В МАССЕ / 彩色通体瓷质砖

ISO 13006 - G - Bla (E ≤ 0,5%) UNI EN 14411 - G




FORMATI

SIZES / FORMATS / FORMATE / FORMATOS / ФОРМАТЫ / 规格




SUPERFICI

SURFACES / SURFACES / OBERFLÄCHEN / SUPERFICIES / ПОВЕРХНОСТИ / 表面



COLORI

COLOURS / COULEURS / FARBEN / COLORES / ЦВЕТА / 颜色








Stone


X-Rock






B

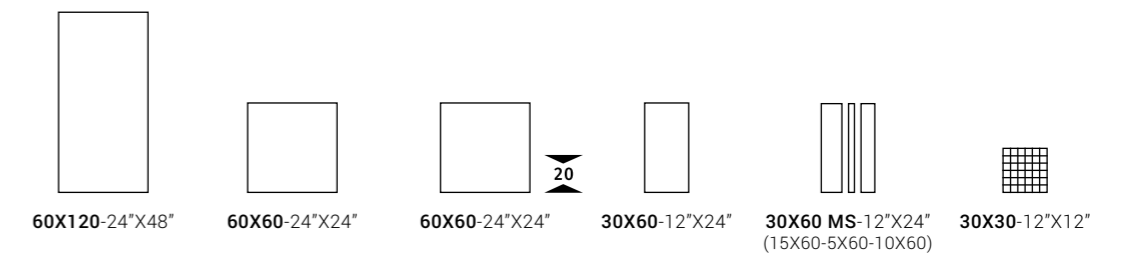
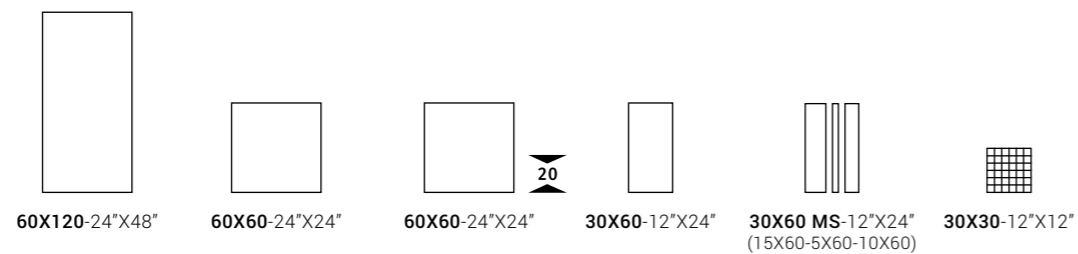
W



MK.X-ROCK 30B
30X30-12"X12"







MK.X-ROCK 30W
30X30-12"X12"




ST	N	○	X-ROCK 12B	X-ROCK 60B	X-ROCK 36B	X-ROCK 36MSB	MK.X-ROCK B
RB	N	○	X-ROCK RB12B	X-ROCK RB60B	X-ROCK 60B AS	X-ROCK RB36B	

ST	N	○	X-ROCK 12W	X-ROCK 60W	X-ROCK 36W	X-ROCK 36MSW	MK.X-ROCK W
RB	N	○	X-ROCK RB12W	X-ROCK RB60W	X-ROCK 60W AS	X-ROCK RB36W	




G

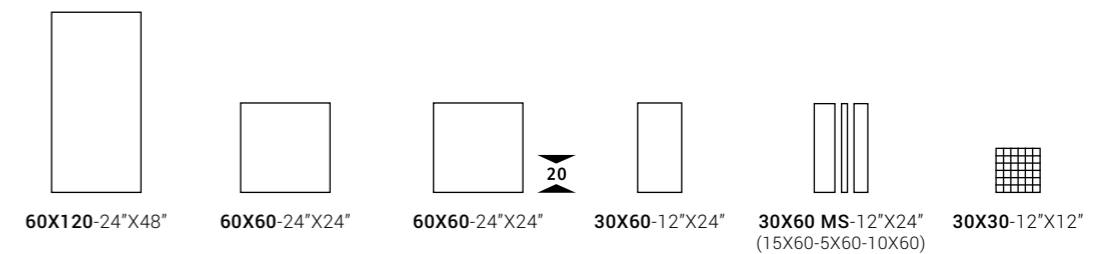
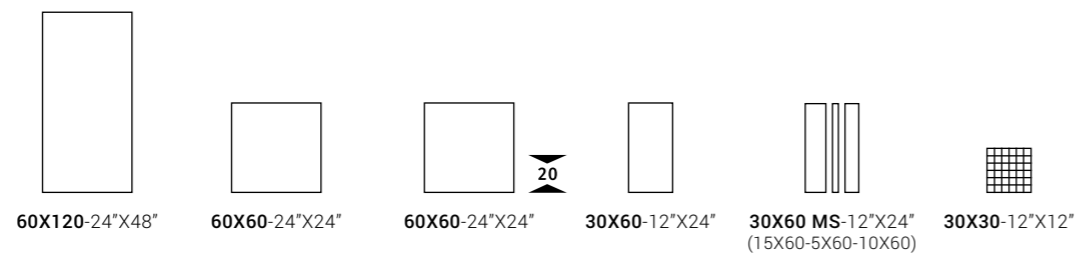
N



MK.X-ROCK 30G Δ
30X30-12"X12"



MK.X-ROCK 30N Δ
30X30-12"X12"




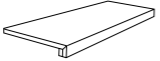
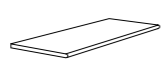

	ST	N		X-ROCK 12G	X-ROCK 60G	X-ROCK 36G	X-ROCK 36MSG	MK.X-ROCK G
	RB	N		X-ROCK RB12G	X-ROCK RB60G	X-ROCK 60G AS	X-ROCK RB36G	


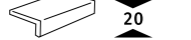
	ST	N		X-ROCK 12N	X-ROCK 60N	X-ROCK 36N	X-ROCK 36MSN	MK.X-ROCK N
	RB	N		X-ROCK RB12N	X-ROCK RB60N	X-ROCK 60N AS	X-ROCK RB36N	

X-Rock

PEZZI SPECIALI

SPECIAL PIECES / PIÈCES SPÉCIALES / SONDERPREISE / PIEZAS ESPECIALES / СПЕЦИАЛЬНЫЕ ЭЛЕМЕНТЫ / 特制件

	 6X60-2.4"X24" △	 120X32,5-48"X12.8" △	 30X60-12"X24" △	 20X60X4-8"X24"X2" △
B	X-ROCK BT60B	X-ROCK G120B	X-ROCK S RB60B	X-ROCK E RB60B
W	X-ROCK BT60W	X-ROCK G120W	X-ROCK S RB60W	X-ROCK E RB60W
G	X-ROCK BT60G	X-ROCK G120G	X-ROCK S RB60G	X-ROCK E RB60G
N	X-ROCK BT60N	X-ROCK G120N	X-ROCK S RB60N	X-ROCK E RB60N

	 30X60-12"X24" △	 20X60X5-8"X24"X2" △
B	X-ROCK S60B AS	X-ROCK E60B AS
W	X-ROCK S60W AS	X-ROCK E60W AS
G	X-ROCK S60G AS	X-ROCK E60G AS
N	X-ROCK S60N AS	X-ROCK E60N AS

CARATTERISTICHE TECNICHE SPECIFICHE

TECHNICAL FEATURES SPECIFICATIONS / CARACTÉRISTIQUES TECHNIQUES SPÉCIFIQUE / TECHNISCHE EIGENSCHAFTEN
CARACTERÍSTICAS TÉCNICAS ESPECÍFICAS / ТРЕБУЕМЫЕ ТЕХНИЧЕСКИЕ ХАРАКТЕРИСТИКИ / 特殊技术规格

	DIN 51130 (R)	DIN 51097 (A+B+C)	BCR REP. CEC 6/81		DM 14/6/89 N. 236		PENDULUM TEST BS (INGLESE)	PENDULUM TEST AS/NZS 4856:2004 (AUSTRALIANO)	PENDULUM TEST UNE ENV 12633:2003 (SPAGNOLO)	BOT 3000 (DCOF)
			G.A.	G.B.	C.A.	G.B.				
X-ROCK	R9	A	>0.4	>0.4	>0.4	>0.4	>25	>25	1	>0,42
X-ROCK RB	R11	A+B	>0.4	>0.4	>0.4	>0.4	>36	>35	3	>0,42
X-ROCK AS	R11	A+B	>0.4	>0.4	>0.4	>0.4	>36	>35	3	>0,42



Sicity



Stone

GRES PORCELLANATO A TUTTO SPESSORE

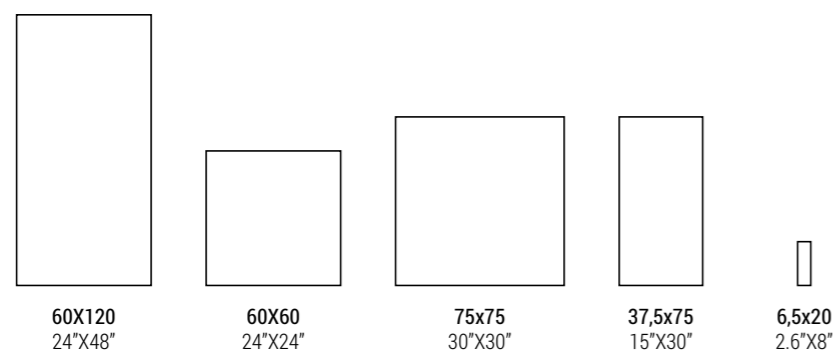
FULL BODY PORCELAIN TILE / GRÈS CÉRAME PLEINE MASSE / DURCHGEFÄRBTES FEINSTEINZEUG
GRES PORCELÁNICO A TODA MASA / ПОЛНОТЕЛЫЙ КЕРАМОГРАНИТ / 通体瓷质砖

ISO 13006 - G - Bla UGL (E ≤ 0,5%) UNI EN 14411 - G




FORMATI

SIZES / FORMATS / FORMATE / FORMATOS / ФОРМАТЫ / 规格




SUPERFICI

SURFACES / SURFACES / OBERFLÄCHEN / SUPERFICIES / ПОВЕРХНОСТИ / 表面



COLORI

COLOURS / COULEURS / FARBEN / COLORES / ЦВЕТА / 颜色





Stone




Stone



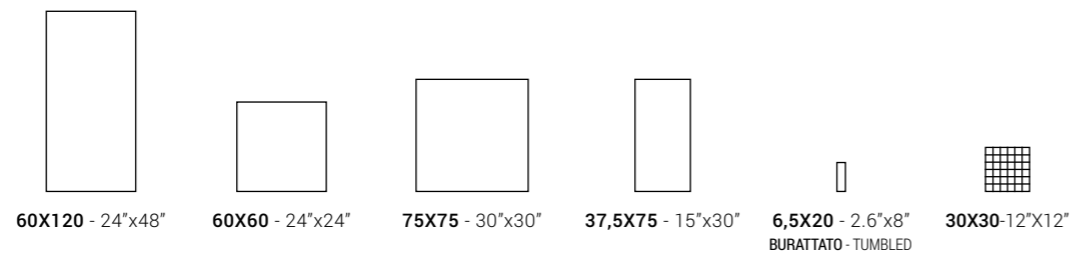
B

W

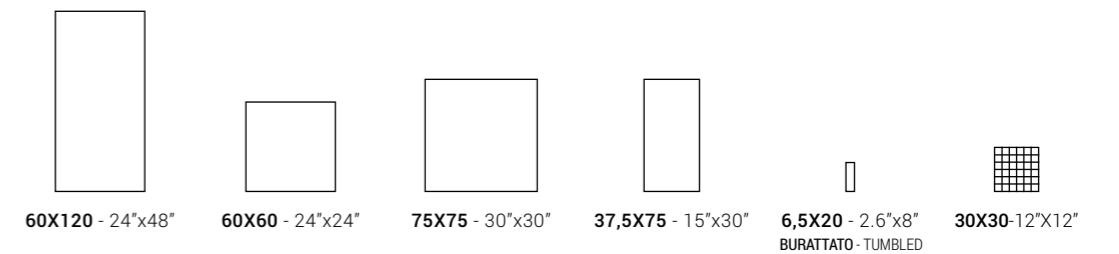


G

DG

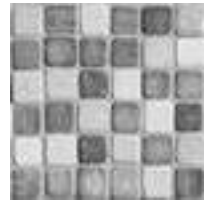


	ST	N	○	SCLY 12B RM	SCLY 60B RM	SCLY 75B RM	SCLY 377B RM	SCLY BR206B	MK.SCLY 30B
	RB	N	○	SCLY RB12B RM					
	ST	N	○	SCLY 12W RM	SCLY 60W RM	SCLY 75W RM	SCLY 377W RM	SCLY BR206W	MK.SCLY 30W
	RB	N	○	SCLY RB12W RM					



	ST	N	○	SCLY 12G RM	SCLY 60G RM	SCLY 75G RM	SCLY 377G RM	SCLY BR206G	MK.SCLY 30G
	RB	N	○	SCLY RB12G RM					
	ST	N	○	SCLY 12DG RM	SCLY 60DG RM	SCLY 75DG RM	SCLY 377DG RM	SCLY BR206DG	MK.SCLY 30DG
	RB	N	○	SCLY RB12DG RM					

Sicily



MK.SCLY MIX
30X30 - 12\"X12\"



SCLY DKBR206MIX
6,5X20 - 2,6\"X8\"

PEZZI SPECIALI

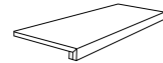
SPECIAL PIECES / PIÈCES SPÉCIALES / SONDERPREISE / PIEZAS ESPECIALES / СПЕЦИАЛЬНЫЕ ЭЛЕМЕНТЫ / 特制件



6X75 - 2.4\"X30\"



6X60 - 2.4\"X24\"



120X32,5 - 48\"X12.8\"

	6X75 - 2.4\"X30\"	6X60 - 2.4\"X24\"	120X32,5 - 48\"X12.8\"
B	SCLY BT75B	SCLY BT60B	SCLY G120B
W	SCLY BT75W	SCLY BT60W	SCLY G120W
G	SCLY BT75G	SCLY BT60G	SCLY G120G
DG	SCLY BT75DG	SCLY BT60DG	SCLY G120DG

CARATTERISTICHE TECNICHE SPECIFICHE

TECHNICAL FEATURES SPECIFICATIONS / CARACTÉRISTIQUES TECHNIQUES SPÉCIFIQUE / TECHNISCHE EIGENSCHAFTEN
CARACTERÍSTICAS TÉCNICAS ESPECÍFICAS / ТРЕБУЕМЫЕ ТЕХНИЧЕСКИЕ ХАРАКТЕРИСТИКИ / 特殊技术规格

	DIN 51130 (R)	DIN 51097 (A+B+C)	BCR REP. CEC 6/81		DM 14/6/89 N. 236		PENDULUM TEST BS (INGLESE)	PENDULUM TEST AS/NZS 4856:2004 (AUSTRALIANO)	PENDULUM TEST UNE ENV 12633:2003 (SPAGNOLO)	BOT 3000 (DCOF)
			G.A.	G.B.	C.A.	G.B.				
SICILY	R10	A	>0.4	>0.4	>0.4	>0.4	>25	>25	1	>0,42
SICILY RB	R11	A+B	>0.4	>0.4	>0.4	>0.4	>36	>45	2	>0,42



Stone

SCLY RB12W RM

Blue Savoy



Stone

GRES PORCELLANATO

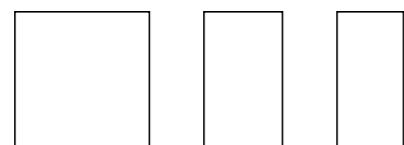
PORCELAIN TILE / GRÈS CÉRAMÉ / FEINSTEINZEUG
GRES PORCELÁNICO / КЕРАМОГРАНИТ / 瓷质砖

ISO 13006 - G - BIa GL (E ≤ 0,5%) UNI EN 14411 - G



FORMATI

SIZES / FORMATS / FORMATE / FORMATOS / ФОРМАТЫ / 规格



60X60
24"X24"

40X60
16"X24"

30X60
12"X24"

SUPERFICI


SURFACES / SURFACES / OBERFLÄCHEN / SUPERFICIES / ПОВЕРХНОСТИ / 表面




ST N ○

COLORI

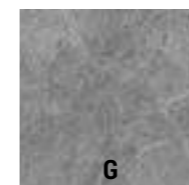
COLOURS / COULEURS / FARBEN / COLORES / ЦВЕТА / 颜色



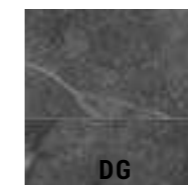
B



W



G



DG



Stone



B


W



G

DG

Stone



60X60-24"X24"



40X60-16"X24"



30X60-12"X24"



30X30-12"X12"



BLSV 60B RM

BLSV 46B RM

BLSV 36B RM

MK.BLSV 30B



BLSV 60W RM

BLSV 46W RM

BLSV 36W RM

MK.BLSV 30W



60X60-24"X24"



40X60-16"X24"



30X60-12"X24"



30X30-12"X12"



BLSV 60G RM

BLSV 46G RM

BLSV 36G RM

MK.BLSV 30G



BLSV 60DG RM

BLSV 46DG RM

BLSV 36DG RM

MK.BLSV 30DG

Blue Savoy



Stone

PEZZI SPECIALI

SPECIAL PIECES / PIÈCES SPÉCIALES / SONDERPREISE / PIEZAS ESPECIALES / СПЕЦИАЛЬНЫЕ ЭЛЕМЕНТЫ / 特制件

ST N ○



6X60-2.4"X24" △

B	BLSV BT60B
W	BLSV BT60W
G	BLSV BT60G
DG	BLSV BT60DG

CARATTERISTICHE TECNICHE SPECIFICHE

TECHNICAL FEATURES SPECIFICATIONS / CARACTÉRISTIQUES TECHNIQUES SPÉCIFIQUE / TECHNISCHE EIGENSCHAFTEN
CARACTERÍSTICAS TÉCNICAS ESPECÍFICAS / ТРЕБУЕМЫЕ ТЕХНИЧЕСКИЕ ХАРАКТЕРИСТИКИ / 特殊技术规格

	DIN 51130 (R)	DIN 51097 (A+B+C)	BCR REP. CEC 6/81		DM 14/6/89 N. 236		PENDULUM TEST BS (INGLESE)	PENDULUM TEST AS/NZS 4856:2004 (AUSTRALIANO)	PENDULUM TEST UNE ENV 12633:2003 (SPAGNOLO)	BOT 3000 (DCOF)
			G.A.	G.B.	C.A.	G.B.				
BLSV	R9	A	>0.4	>0.4	>0.4	>0.4	>25	>25	1	>0,42

Kalahari



Stone

GRES PORCELLANATO


PORCELAIN TILE / GRÈS CÉRAMÉ / FEINSTEINZEUG
GRES PORCELÁNICO / КЕРАМОГРАНИТ / 瓷质砖

ISO 13006 - G - Bla GL (E ≤ 0,5%) UNI EN 14411 - G



FORMATI

SIZES / FORMATS / FORMATE / FORMATOS / ФОРМАТЫ / 规格



40X60
16"X24"


SUPERFICI

SURFACES / SURFACES / OBERFLÄCHEN / SUPERFICIES / ПОВЕРХНОСТИ / 表面



COLORI

COLOURS / COULEURS / FARBEN / COLORES / ЦВЕТА / 颜色






A

B



T

MC



N



40X60-16"X24"



33,3X33,3-13.1"X13.1"

	ST N	KALAHARI 46A	MK.KALAHARI A
	ST N	KALAHARI 46B	MK.KALAHARI B
	ST N	KALAHARI 46T	MK.KALAHARI T
	ST N	KALAHARI 46MC	MK.KALAHARI MC
	ST N	KALAHARI 46N	MK.KALAHARI N



MU.KALAHARI23A
20X30-8"X12" △



MU.KALAHARI23B
20X30-8"X12" △



MU.KALAHARI23T
20X30-8"X12" △



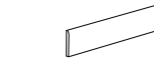
MU.KALAHARI23MC
20X30-8"X12" △



MU.KALAHARI23N
20X30-8"X12" △

PEZZI SPECIALI

SPECIAL PIECES / PIÈCES SPÉCIALES / SONDERPREISE / PIEZAS ESPECIALES / СПЕЦИАЛЬНЫЕ ЭЛЕМЕНТЫ / 特制件



9,5X60-3.7"X24" △

A	KALAHARI BT 60A
B	KALAHARI BT 60B
T	KALAHARI BT 60T
MC	KALAHARI BT60MC
N	KALAHARI BT 60N

CARATTERISTICHE TECNICHE SPECIFICHE

TECHNICAL FEATURES SPECIFICATIONS / CARACTÉRISTIQUES TECHNIQUES SPÉCIFIQUE / TECHNISCHE EIGENSCHAFTEN
CARACTERÍSTICAS TÉCNICAS ESPECÍFICAS / ТРЕБУЕМЫЕ ТЕХНИЧЕСКИЕ ХАРАКТЕРИСТИКИ / 特殊技术规格

KALAHARI	DIN 51130 (R)	DIN 51097 (A+B+C)	BCR REP. CEC 6/81		DM 14/6/89 N. 236		PENDULUM TEST BS (INGLESE)	PENDULUM TEST AS/NZS 4856:2004 (AUSTRALIANO)	PENDULUM TEST UNE ENV 12633:2003 (SPAGNOLO)	BOT 3000 (DCOF)
			G.A.	G.B.	C.A.	G.B.				
	R10	A	>0.4	>0.4	>0.4	>0.4	>25	>35	1	>0,42

#Concrete Effect



Concrete

- 146 Azuma®
- 160 Azuma
- 172 Concrete Project
- 180 Origni
- 190 Creative Concrete

Azuma 65



Concrete

GRES PORCELLANATO A MASSA COLORATA

COLOURED BODY PORCELAIN TILE / GRÈS CÉRAME TEINTÉ DANS LA MASSE / EINGEFÄRBTES FEINSTEINZEUG
GRES PORCELÁNICO COLOREADO EN MASA / КЕРАМОГРАНИТ, ОКРАШЕННЫЙ В МАССЕ / 彩色通体瓷质砖

ISO 13006 - G - Bla (E ≤ 0,5%) UNI EN 14411 - G



FORMATI

SIZES / FORMATS / FORMATE / FORMATOS / ФОРМАТЫ / 规格



120X260
48"X103"



120X120
48"X48"



60X120
24"X48"

SUPERFICI

SURFACES / SURFACES / OBERFLÄCHEN / SUPERFICIES / ПОВЕРХНОСТИ / 表面



LI N O

COLORI

COLOURS / COULEURS / FARBEN / COLORES / ЦВЕТА / 颜色




CG




AG



G



DG



N




AZMA RB12CG RM - AZMA6 DK260DG



AZMA 120AG RM - AZMA6 260AG RM



CG



AZMA6 DK260CG
120x260 - 48"x103"




Concrete



120X260 - 48"x103"



120X120 - 48"x48"



60X120 - 24"x48"



AZMA6 260CG RM

AZMA6 120CG RM

AZMA6 12CG RM



AG



AZMA6 DK260AG
120x260 - 48"x103"




Concrete



120X260 - 48"x103"



120X120 - 48"x48"




60X120 - 24"x48"



AZMA6 260AG RM

AZMA6 120AG RM

AZMA6 12AG RM



G



AZMA6 DK260G
120x260 - 48"x103"

△


Concrete



120X260 - 48"x103"



120X120 - 48"x48"




60X120 - 24"x48"




AZMA6 260G RM

AZMA6 120G RM

AZMA6 12G RM



DG



AZMA6 DK260DG
120x260 - 48"x103"




Concrete



120X260 - 48"x103"



120X120 - 48"x48"



60X120 - 24"x48"




AZMA6 260DG RM

AZMA6 120DG RM

AZMA6 12DG RM



N




AZMA6 DK260N
120x260 - 48"x103"



Concrete



120X260 - 48"x103"



120X120 - 48"x48"



60X120 - 24"x48"



AZMA6 260N RM

AZMA6 120N RM

AZMA6 12N RM

Azuma



Concrete

GRES PORCELLANATO A MASSA COLORATA

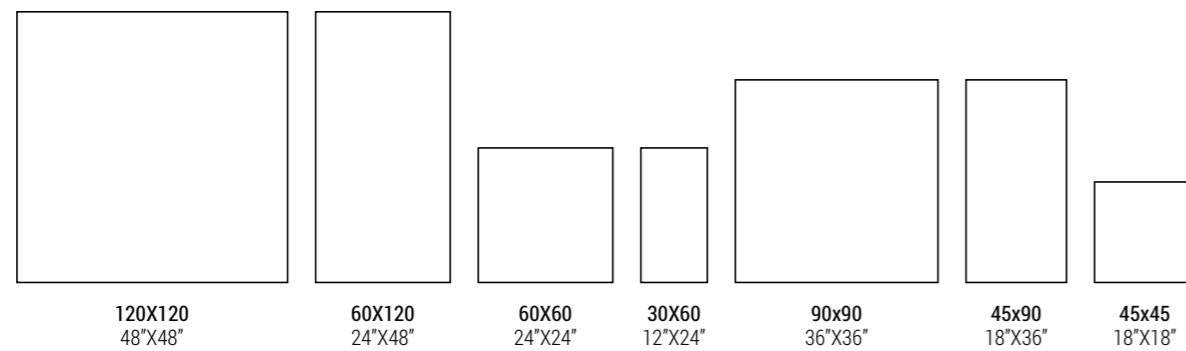
COLOURED BODY PORCELAIN TILE / GRÈS CÉRAME TEINTÉ DANS LA MASSE / EINGEFÄRBTES FEINSTEINZEUG
GRES PORCELÁNICO COLOREADO EN MASA / КЕРАМОГРАНИТ, ОКРАШЕННЫЙ В МАССЕ / 彩色通体瓷质砖

ISO 13006 - G - Bl_a (E ≤ 0,5%) UNI EN 14411 - G



FORMATI

SIZES / FORMATS / FORMATE / FORMATOS / ФОРМАТЫ / 规格




SUPERFICI

SURFACES / SURFACES / OBERFLÄCHEN / SUPERFICIES / ПОВЕРХНОСТИ / 表面



COLORI

COLOURS / COULEURS / FARBEN / COLORES / ЦВЕТА / 颜色



Azuma



Concrete



Concrete



CG

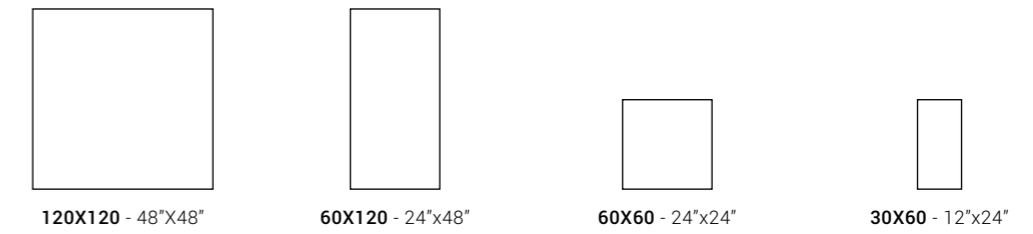
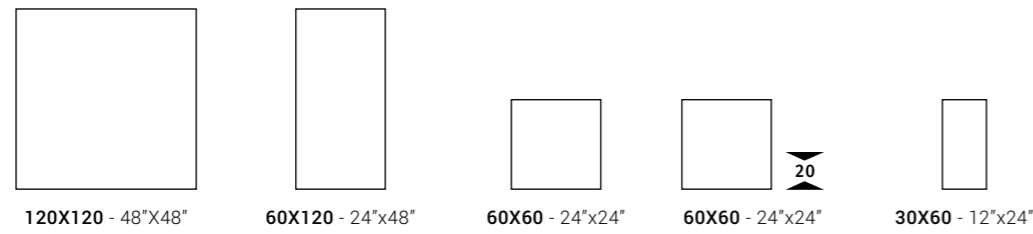
AG

AZMA DK12CG
60x120-24"x48"

AZMA L2X60
2X60 - 0.8"x24"

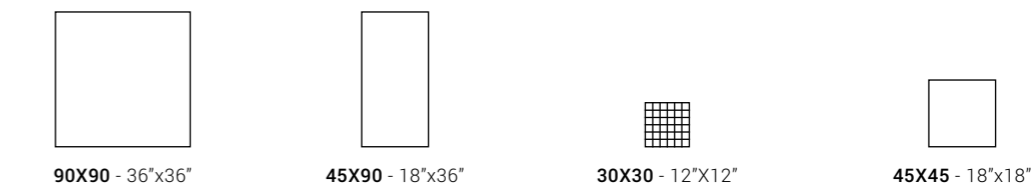
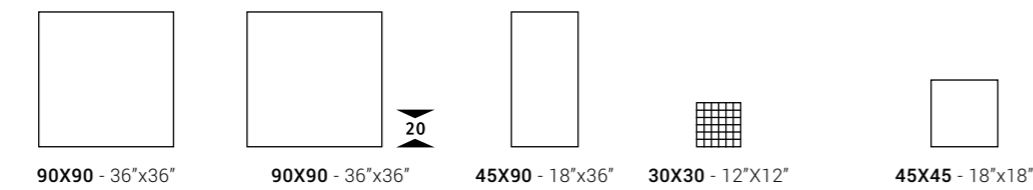
AZMA DK12AG
60x120-24"x48"

AZMA L2X60
2X60 - 0.8"x24"



			AZMA 120CG RM	AZMA 12CG RM	AZMA 60CG RM	AZMA 36CG RM
			AZMA RB12CG RM		AZMA 60CG AS RM	

			AZMA 120AG RM	AZMA 12AG RM	AZMA 60AG RM	AZMA 36AG RM
			AZMA RB12AG RM			



			AZMA 90CG RM	AZMA 49CG RM	MK.AZMA 30CG	AZMA 45CG
			AZMA 90CG AS RM			

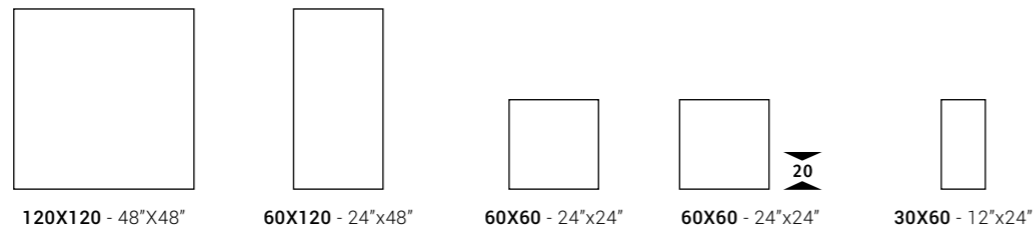
			AZMA 90AG RM	AZMA 49AG RM	MK.AZMA 30AG	AZMA 45AG



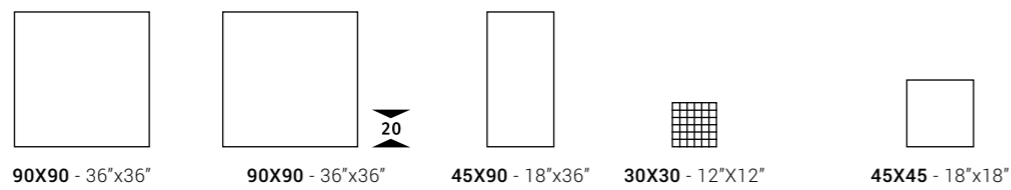
AZMA DK12G
60x120-24"x48"

AZMA L2X60
2X60 - 0.8"x24"

G



		AZMA 120G RM	AZMA 12G RM	AZMA 60G RM	AZMA 36G RM
		AZMA RB12G RM		AZMA 60G AS RM	



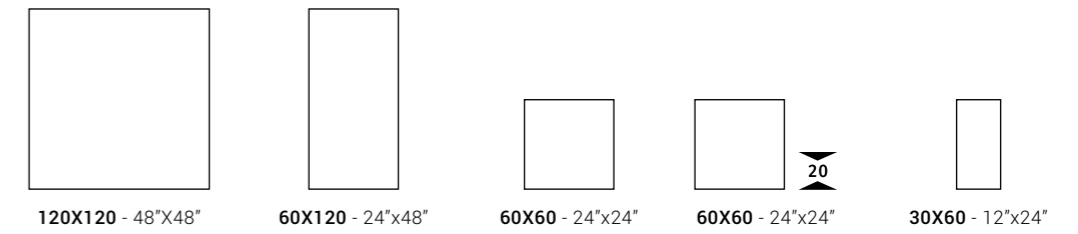
		AZMA 90G RM	AZMA 49G RM	MK.AZMA 30G	AZMA 45G
		AZMA 90G AS RM			



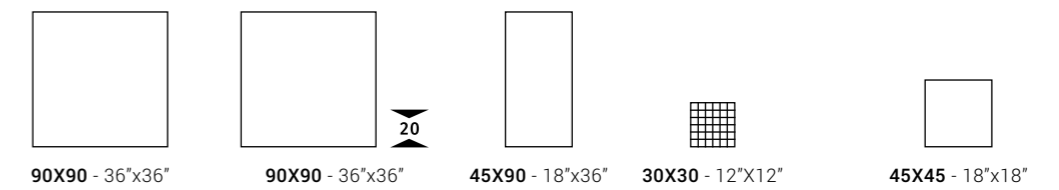
AZMA DK12DG
60x120-24"x48"

AZMA L2X60
2X60 - 0.8"x24"


DG



		AZMA 120DG RM	AZMA 12DG RM	AZMA 60DG RM	AZMA 36DG RM
		AZMA RB12DG RM		AZMA 60DG AS RM	



		AZMA 90DG RM	AZMA 49DG RM	MK.AZMA 30DG	AZMA 45DG
		AZMA 90DG AS RM			



AZMA DK12N
60x120-24"x48" △

AZMA L2X60
2X60-0.8"x24" △



120X120 - 48"x48"



60X120 - 24"x48"



60X60 - 24"x24"



30X60 - 12"x24"



AZMA 120N RM


AZMA 12N RM

AZMA 60N RM

AZMA 36N RM



AZMA RB12N RM



90X90 - 36"x36"



45X90 - 18"x36"



30X30 - 12"x12"



45X45 - 18"x18"



AZMA 90N RM

AZMA 49N RM

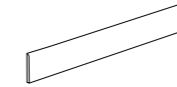
MK.AZMA 30N

AZMA 45N

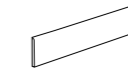


PEZZI SPECIALI

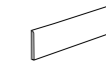
SPECIAL PIECES / PIÈCES SPÉCIALES / SONDERPREISE / PIEZAS ESPECIALES / СПЕЦИАЛЬНЫЕ ЭЛЕМЕНТЫ / 特制件



6X120-2.4"x48" △



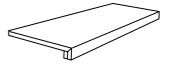
6X90-2.4"x36" △



6X60-2.4"x24" △




6X45-2.4"x18" △

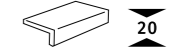


120X32,5-48"x12.8" △

CG	AZMA BT120CG	AZMA BT90CG	AZMA BT60CG	AZMA BT45CG	AZMA G120CG
AG	AZMA BT120AG	AZMA BT90AG	AZMA BT60AG	AZMA BT45AG	AZMA G120AG
G	AZMA BT120G	AZMA BT90G	AZMA BT60G	AZMA BT45G	AZMA G120G
DG	AZMA BT120DG	AZMA BT90DG	AZMA BT60DG	AZMA BT45DG	AZMA G120DG
N	AZMA BT120N	AZMA BT90N	AZMA BT60N	AZMA BT45N	AZMA G120N



30X60-12"x24" △



20X60X5-8"x24"x2" △

CG	AZMA S60CG AS	AZMA E60CG AS
G	AZMA S60G AS	AZMA E60G AS
DG	AZMA S60DG AS	AZMA E60DG AS

CARATTERISTICHE TECNICHE SPECIFICHE

TECHNICAL FEATURES SPECIFICATIONS / CARACTÉRISTIQUES TECHNIQUES SPÉCIFIQUE / TECHNISCHE EIGENSCHAFTEN
CARACTERÍSTICAS TÉCNICAS ESPECÍFICAS / ТРЕБУЕМЫЕ ТЕХНИЧЕСКИЕ ХАРАКТЕРИСТИКИ / 特殊技术规格

	DIN 51130 (R)	DIN 51097 (A+B+C)	BCR REP. CEC 6/81		DM 14/6/89 N. 236		PENDULUM TEST BS (INGLESE)	PENDULUM TEST AS/NZS 4856:2004 (AUSTRALIANO)	PENDULUM TEST UNE ENV 12633:2003 (SPAGNOLO)	BOT 3000 (DCOF)
			G.A.	G.B.	C.A.	G.B.				
AZMA	R10	A	>0.4	>0.4	>0.4	>0.4	>36	>35	1	>0,42
AZMA RB	R11	A+B	>0.4	>0.4	>0.4	>0.4	>36	>45	3	>0,42
AZMA AS	R11	B+C	>0.4	>0.4	>0.4	>0.4	>36	>45	3	>0,42

Concrete Project



GRES PORCELLANATO A TUTTO SPESSORE

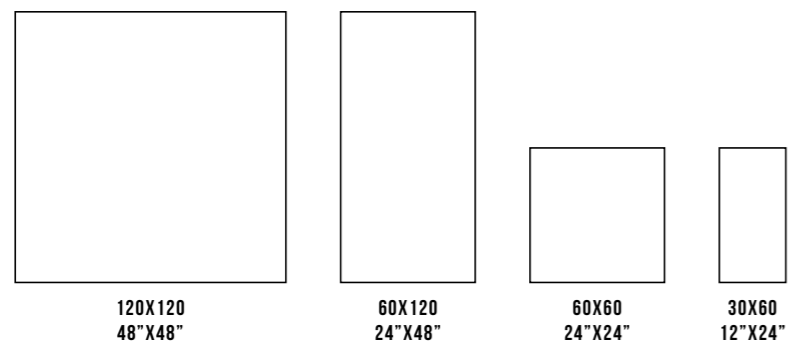
FULL BODY PORCELAIN TILE / GRÈS CÉRAME PLEINE MASSE / DURCHGEFÄRBTES FEINSTEINZEUG
GRES PORCELÁNICO A TODA MASA / ПОЛНОТЕЛЫЙ КЕРАМОГРАНИТ / 通体瓷质砖

ISO 13006 - G - Bla UGL (E ≤ 0,5%) UNI EN 14411 - G




FORMATI

SIZES / FORMATS / FORMATE / FORMATOS / ФОРМАТЫ / 规格




SUPERFICI

SURFACES / SURFACES / OBERFLÄCHEN / SUPERFICIES / ПОВЕРХНОСТИ / 表面



COLORI

COLOURS / COULEURS / FARBEN / COLORES / ЦВЕТА / 颜色



Concrete Project



CONPROJ 120DG - CONPROJ 120G



CONPROJ 120W




A

B



MU.CONPROJ 36A
30X60-12"X24"

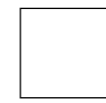
MU.CONPROJ 36B
30X60-12"X24"



120X120-48"X48"



60X120-24"X48"



60X60-24"X24"



30X60-12"X24"



30X30-12"X12"

LI N ○

CONPROJ 120A CONPROJ 12A CONPROJ 60A CONPROJ 36A MK.CONPROJ 30A

LI LP ⊕

CONPROJ 120A LP CONPROJ 12A LP CONPROJ 60A LP

RB N ○ ⊗

CONPROJ RB60A CONPROJ RB36A

LI N ○


CONPROJ 120B CONPROJ 12B CONPROJ 60B CONPROJ 36B MK.CONPROJ 30B

LI LP ⊕

CONPROJ 120B LP CONPROJ 12B LP CONPROJ 60B LP

RB N ○ ⊗

CONPROJ RB60B CONPROJ RB36B




W

G



MU.CONPROJ 36W
30X60-12"X24"

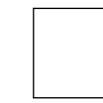
MU.CONPROJ 36G
30X60-12"X24"



120X120-48"X48"



60X120-24"X48"



60X60-24"X24"



30X60-12"X24"



30X30-12"X12"

LI N ○

CONPROJ 120W CONPROJ 12W CONPROJ 60W CONPROJ 36W MK.CONPROJ 30W

LI LP ⊕

CONPROJ 120W LP CONPROJ 12W LP CONPROJ 60W LP

RB N ○ ⊗

CONPROJ RB60W CONPROJ RB36W

LI N ○


CONPROJ 120G CONPROJ 12G CONPROJ 60G CONPROJ 36G MK.CONPROJ 30G

LI LP ⊕

CONPROJ 120G LP CONPROJ 12G LP CONPROJ 60G LP

RB N ○ ⊗

CONPROJ RB60G CONPROJ RB36G



DG


N



MU.CONPROJ 36DG
30X60-12"X24"



MU.CONPROJ 36N
30X60-12"X24"



120X120-48"X48"



60X120-24"X48"



60X60-24"X24"



30X60-12"X24"



30X30-12"X12"

LI N O

CONPROJ 120DG CONPROJ 12DG CONPROJ 60DG CONPROJ 36DG MK.CONPROJ 30DG

LI LP O

CONPROJ 120DGLP CONPROJ 12DGLP CONPROJ 60DGLP

RB N O

CONPROJ RB60DG CONPROJ RB36DG

LI N O

CONPROJ 120N CONPROJ 12N CONPROJ 60N CONPROJ 36N MK.CONPROJ 30N

LI LP O

CONPROJ 120N LP CONPROJ 12N LP CONPROJ 60N LP

RB N O

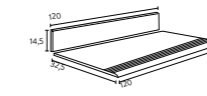
CONPROJ RB60N CONPROJ RB36N

PEZZI SPECIALI

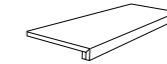
SPECIAL PIECES / PIÈCES SPÉCIALES / SONDERPREISE / PIEZAS ESPECIALES / СПЕЦИАЛЬНЫЕ ЭЛЕМЕНТЫ / 特制件

LI N O

9,5X60-3.7"X24" △



60X120-24"X48" △



120X32,5-48"X12.8" △



120X32,5-48"X12.8" △

	LI	N	O	
A	CONPROJ BT 60A	CONPROJ KIT 12A	CONPROJ G120A	CONPROJ A120ADX CONPROJ A120ASX
B	CONPROJ BT 60B	CONPROJ KIT 12B	CONPROJ G120B	CONPROJ A120BDX CONPROJ A120BSX
W	CONPROJ BT 60W	CONPROJ KIT 12W	CONPROJ G120W	CONPROJ A120WDX CONPROJ A120WSX
G	CONPROJ BT 60G	CONPROJ KIT 12G	CONPROJ G120G	CONPROJ A120GDX CONPROJ A120GSX
DG	CONPROJ BT 60DG	CONPROJ KIT 12DG	CONPROJ G120DG	CONPROJ A120DGDG CONPROJ A120DGSX
N	CONPROJ BT 60N	CONPROJ KIT 12N	CONPROJ G120N	CONPROJ A120NDX CONPROJ A120NSX

CARATTERISTICHE TECNICHE SPECIFICHE

TECHNICAL FEATURES SPECIFICATIONS / CARACTÉRISTIQUES TECHNIQUES SPÉCIFIQUE / TECHNISCHE EIGENSCHAFTEN
CARACTERÍSTICAS TÉCNICAS ESPECÍFICAS / ТРЕБУЕМЫЕ ТЕХНИЧЕСКИЕ ХАРАКТЕРИСТИКИ / 特殊技术规格

	DIN 51130 (R)	DIN 51097 (A+B+C)	BCR REP. CEC 6/81		DM 14/6/89 N. 236		PENDULUM TEST BS (INGLESE)	PENDULUM TEST AS/NZS 4856:2004 (AUSTRALIANO)	PENDULUM TEST UNE ENV 12633:2003 (SPAGNOLO)	BOT 3000 (DCOF)
			G.A.	G.B.	C.A.	G.B.				
CONPROJ	R10	A	>0.4	>0.4	>0.4	>0.4	>25	-	1	>0,42
CONPROJ RB	R11	A+B	>0.4	>0.4	>0.4	>0.4	>36	>35	3	>0,42

Origini



Concrete

GRES PORCELLANATO A MASSA COLORATA

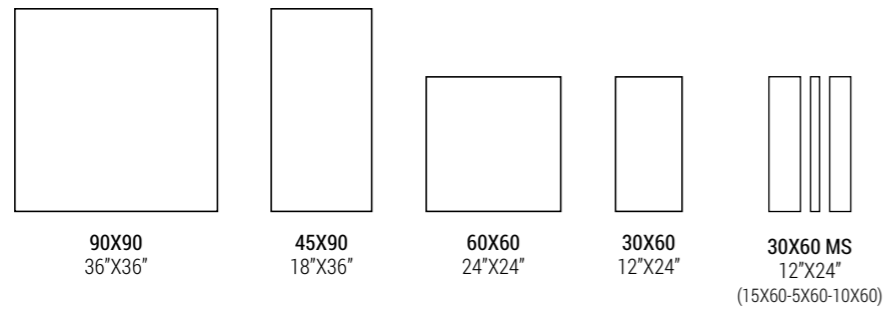
COLOURED BODY PORCELAIN TILE / GRÈS CÉRAME TEINTÉ DANS LA MASSE / EINGEFÄRBTES FEINSTEINZEUG
GRES PORCELÁNICO COLOREADO EN MASA / КЕРАМОГРАНИТ, ОКРАШЕННЫЙ В МАССЕ / 彩色通体瓷质砖

ISO 13006 - G - BIa UGL (E ≤ 0,5%) UNI EN 14411 - G




FORMATI

SIZES / FORMATS / FORMATE / FORMATOS / ФОРМАТЫ / 规格




SUPERFICI

SURFACES / SURFACES / OBERFLÄCHEN / SUPERFICIES / ПОВЕРХНОСТИ / 表面




COLORI

COLOURS / COULEURS / FARBEN / COLORES / ЦВЕТА / 颜色






Concrete

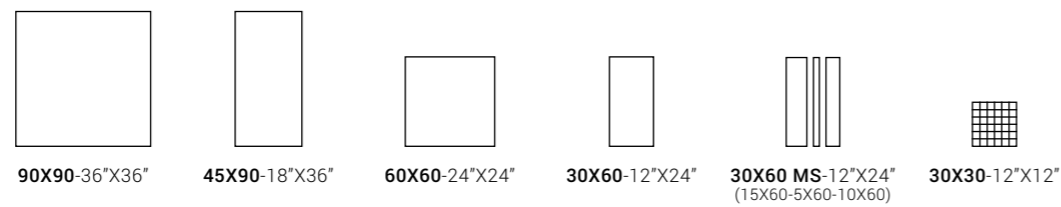


B

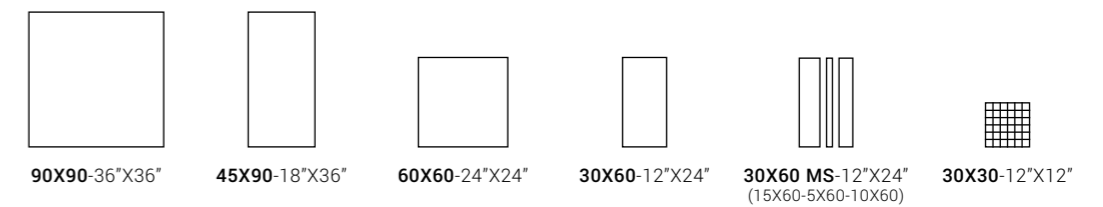


CP


Concrete



ST	N	○	ORGN 90B RM	ORGN 49B RM	ORGN 60B RM	ORGN 36B RM	ORGN 36MSB RM	MK.ORGN 30B
RB	N	○	ORGN RB60B RM					



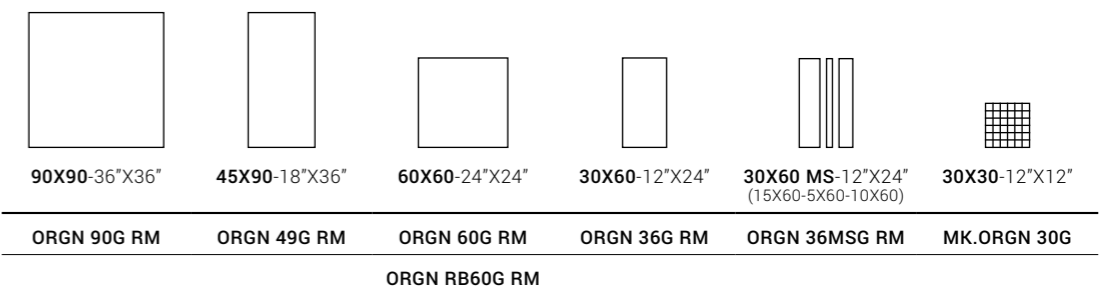
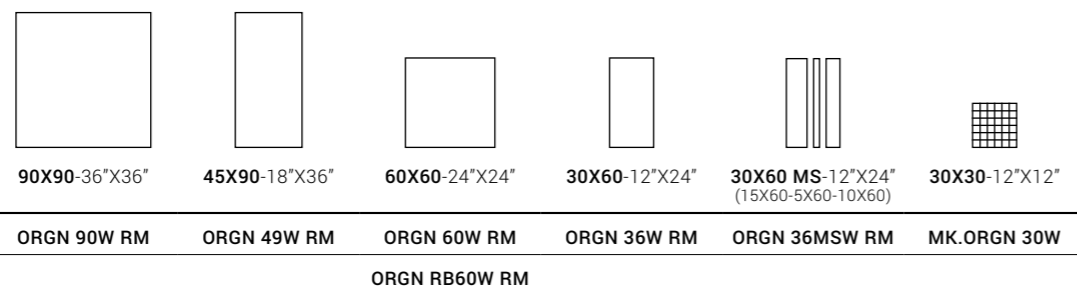
ST	N	○	ORGN 90CP RM	ORGN 49CP RM	ORGN 60CP RM	ORGN 36CP RM	ORGN 36MSCP RM	MK.ORGN 30CP
----	---	---	--------------	--------------	--------------	--------------	----------------	--------------




W

G

Concrete



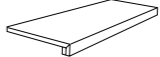






N

PEZZI SPECIALI

SPECIAL PIECES / PIÈCES SPÉCIALES / SONDERPREISE / PIEZAS ESPECIALES / СПЕЦИАЛЬНЫЕ ЭЛЕМЕНТЫ / 特制件








			
B		6X60-2.4\"X24\" Δ	60X32,5-24\"X12.8\" Δ
CP			
W			
G			
N			

		
B		30X60-12\"X24\" Δ
W		
G		

CARATTERISTICHE TECNICHE SPECIFICHE

TECHNICAL FEATURES SPECIFICATIONS / CARACTÉRISTIQUES TECHNIQUES SPÉCIFIQUE / TECHNISCHE EIGENSCHAFTEN
CARACTERÍSTICAS TÉCNICAS ESPECÍFICAS / ТРЕБУЕМЫЕ ТЕХНИЧЕСКИЕ ХАРАКТЕРИСТИКИ / 特殊技术规格

	DIN 51130 (R)	DIN 51097 (A+B+C)	BCR REP. CEC 6/81		DM 14/6/89 N. 236		PENDULUM TEST BS (INGLESE)	PENDULUM TEST AS/NZS 4856:2004 (AUSTRALIANO)	PENDULUM TEST UNE ENV 12633:2003 (SPAGNOLO)	BOT 3000 (DCOF)
			G.A.	G.B.	C.A.	G.B.				
ORGN	R10	A	>0.4	>0.4	>0.4	>0.4	>25	>25	1	>0,42
ORGN RB	R11	A+B	>0.4	>0.4	>0.4	>0.4	>36	>45	3	>0,42

						
	90X90-36\"X36\"	45X90-18\"X36\"	60X60-24\"X24\"	30X60-12\"X24\"	30X60 MS-12\"X24\" (15X60-5X60-10X60)	30X30-12\"X12\"
	ORGN 90N RM	ORGN 49N RM	ORGN 60N RM	ORGN 36N RM	ORGN 36MSN RM	MK.ORGN 30N

Creative Concrete



GRES PORCELLANATO A TUTTO SPESSORE

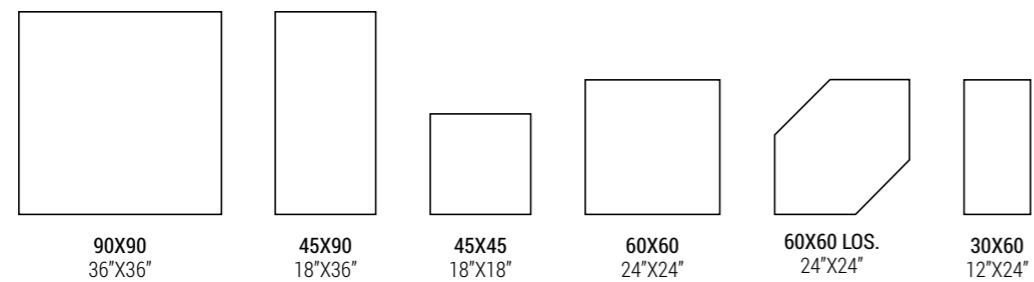
FULL BODY PORCELAIN TILE / GRÈS CÉRAME PLEINE MASSE / DURCHGEFÄRBTES FEINSTEINZEUG
GRES PORCELÁNICO A TODA MASA / ПОЛНОТЕЛЫЙ КЕРАМОГРАНИТ / 通体瓷质砖

ISO 13006 - G - Bla UGL (E ≤ 0,5%) UNI EN 14411 - G




FORMATI

SIZES / FORMATS / FORMATE / FORMATOS / ФОРМАТЫ / 规格




SUPERFICI

SURFACES / SURFACES / OBERFLÄCHEN / SUPERFICIES / ПОВЕРХНОСТИ / 表面




COLORI

COLOURS / COULEURS / FARBEN / COLORES / ЦВЕТА / 颜色



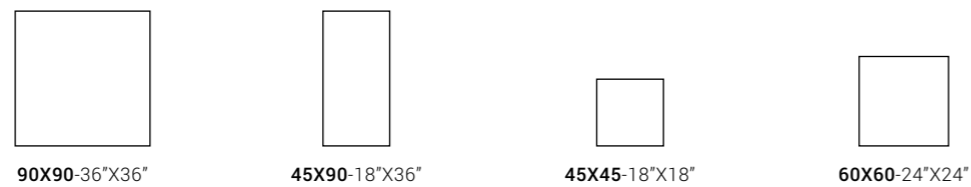


Concrete




B


W



	ST	N	○	CREACON 90B	CREACON 49B	CREACON 45B	CREACON 60B
	ST	N	○				CREACON R 60B
	ST	N	○	CREACON 90W	CREACON 49W	CREACON 45W	CREACON 60W
	ST	N	○				CREACON R 60W

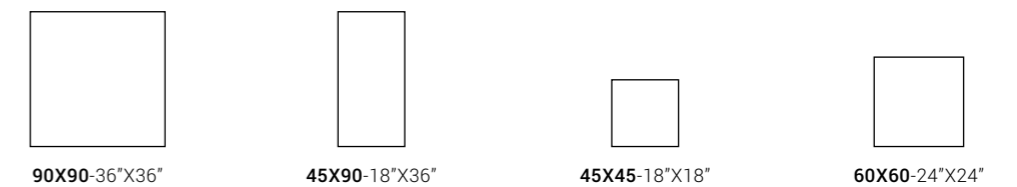


	ST	N	○	LOS.CREACON B	CREACON 36B	MK.CREACON 30B	MK.CREACON B
	ST	N	○		CREACON R 36B		
	ST	N	○	LOS.CREACON W	CREACON 36W	MK.CREACON 30W	MK.CREACON W
	ST	N	○		CREACON R 36W		



G


DG




	ST	N	○	CREACON 90G	CREACON 49G	CREACON 45G	CREACON 60G
	ST	N	○				CREACON R 60G
	ST	N	○	CREACON 90DG	CREACON 49DG	CREACON 45DG	CREACON 60DG
	ST	N	○				CREACON R 60DG



	ST	N	○	LOS.CREACON G	CREACON 36G	MK.CREACON 30G	MK.CREACON G
	ST	N	○		CREACON R 36G		
	ST	N	○	LOS.CREACON DG	CREACON 36DG	MK.CREACON 30DG	MK.CREACON DG
	ST	N	○		CREACON R 36DG		



N



90X90-36°X36°



45X90-18°X36°



45X45-18°X18°



60X60-24°X24°



CREACON 90N

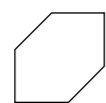
CREACON 49N

CREACON 45N

CREACON 60N



CREACON R 60N



60X60 LOS-24°X24°



30X60-12°X24°



30X30-12°X12°



25X30-10°X12°



LOS.CREACON N

CREACON 36N

MK.CREACON 30N

MK.CREACON N



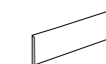
CREACON R 36N

PEZZI SPECIALI

SPECIAL PIECES / PIÈCES SPÉCIALES / SONDERPREISE / PIEZAS ESPECIALES / СПЕЦИАЛЬНЫЕ ЭЛЕМЕНТЫ / 特制件



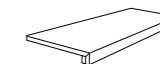
9,5X45-3.7°X18° △



9,5X60-3.7°X24° △



15X30X4-6°X12°X1.6° △



90X32,5-36°X12.8° △



90X32,5-36°X12.8° △

B	CREACON BT 45B	CREACON BT 60B	CREACON ER30B	CREACON G90B	CREACON A90BDX CREACON A90BSX
W	CREACON BT 45W	CREACON BT 60W	CREACON ER30W	CREACON G90W	CREACON A90WDX CREACON A90WSX
G	CREACON BT 45G	CREACON BT 60G	CREACON ER30G	CREACON G90G	CREACON A90GDX CREACON A90GSX
DG	CREACON BT 45DG	CREACON BT 60DG	CREACON ER30DG	CREACON G90DG	CREACON A90DGD CREACON A90DGSX
N	CREACON BT 45N	CREACON BT 60N	CREACON ER30N	CREACON G90N	CREACON A90NDX CREACON A90NSX

CARATTERISTICHE TECNICHE SPECIFICHE

TECHNICAL FEATURES SPECIFICATIONS / CARACTÉRISTIQUES TECHNIQUES SPÉCIFIQUE / TECHNISCHE EIGENSCHAFTEN
CARACTERÍSTICAS TÉCNICAS ESPECIFICAS / ТРЕБУЕМЫЕ ТЕХНИЧЕСКИЕ ХАРАКТЕРИСТИКИ / 特殊技术规格

	DIN 51130 (R)	DIN 51097 (A+B+C)	BCR REP. CEC 6/81		DM 14/6/89 N. 236		PENDULUM TEST BS (INGLESE)	PENDULUM TEST AS/NZS 4856:2004 (AUSTRALIANO)	PENDULUM TEST UNE ENV 12633:2003 (SPAGNOLO)	BOT 3000 (DCOF)
			G.A.	G.B.	C.A.	G.B.				
CREACON	R10	A	>0.4	>0.4	>0.4	>0.4	>25	-	1	>0,42
CREACON R	R11	A+B	>0.4	>0.4	>0.4	>0.4	>36	>35	2	>0,42

#Wood Effect



Wood

- 200 Koala ©
- 208 Koala
- 218 Kuni
- 226 Wood 1a4
- 240 Wood

Koala ^{6,5}



GRES PORCELLANATO A MASSA COLORATA

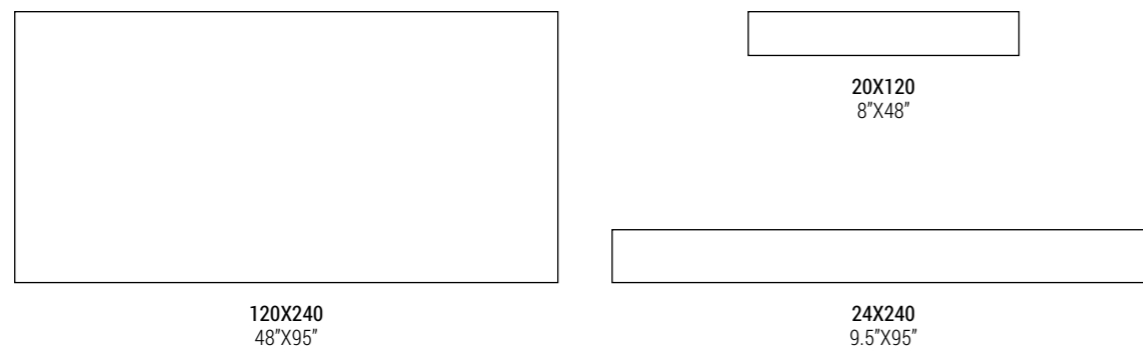
COLOURED BODY PORCELAIN TILE / GRÈS CÉRAME TEINTÉ DANS LA MASSE / EINGEFÄRBTES FEINSTEINZEUG
GRES PORCELÁNICO COLOREADO EN MASA / КЕРАМОГРАНИТ, ОКРАШЕННЫЙ В МАССЕ / 彩色通体瓷质砖

ISO 13006 - G - B1a (E ≤ 0,5%) UNI EN 14411 - G



FORMATI

SIZES / FORMATS / FORMATE / FORMATOS / ФОРМАТЫ / 规格



SUPERFICI


SURFACES / SURFACES / OBERFLÄCHEN / SUPERFICIES / ПОВЕРХНОСТИ / 表面



LI N O


COLORI

COLOURS / COULEURS / FARBEN / COLORES / ЦВЕТА / 颜色





Wood



120X240 - 48"X95"



KOALA6 240A RM



24X240 - 9.5"X95"




KOALA6 2424A RM



20X120 - 8"X48"



KOALA6 2012A RM



120X240 - 48"X95"



KOALA6 240B RM



24X240 - 9.5"X95"



KOALA6 2424B RM



20X120 - 8"X48"



KOALA6 2012B RM




120X240 - 48"X95"



KOALA6 240BS RM



24X240 - 9.5"X95"




KOALA6 2424BSRM



20X120 - 8"X48"



KOALA6 2012BSRM




120X240 - 48"X95"



KOALA6 240T RM



24X240 - 9.5"X95"



KOALA6 2424T RM



20X120 - 8"X48"



KOALA6 2012T RM

Koala



GRES PORCELLANATO A MASSA COLORATA


COLOURED BODY PORCELAIN TILE / GRÈS CÉRAME TEINTÉ DANS LA MASSE / EINGEFÄRBTES FEINSTEINZEUG
GRES PORCELÁNICO COLOREADO EN MASA / КЕРАМОГРАНИТ, ОКРАШЕННЫЙ В МАССЕ / 彩色通体瓷质砖

ISO 13006 - G - B1a (E ≤ 0,5%) UNI EN 14411 - G




FORMATI

SIZES / FORMATS / FORMATE / FORMATOS / ФОРМАТЫ / 规格



20X180
8"X71"



20X120
8"X48"

SUPERFICI


SURFACES / SURFACES / OBERFLÄCHEN / SUPERFICIES / ПОВЕРХНОСТИ / 表面



LI N O

COLORI

COLOURS / COULEURS / FARBEN / COLORES / ЦВЕТА / 颜色



A



B



BS



T




Wood

Koala



KOALA 2018T RM



KOALA 2012B RM



A



B

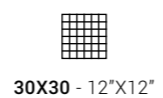
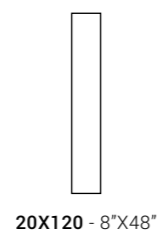
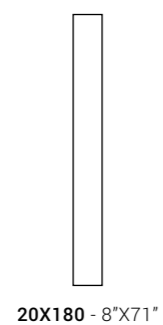


BS



T

Wood



KOALA 2018A RM

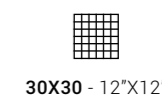
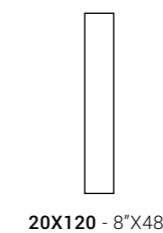
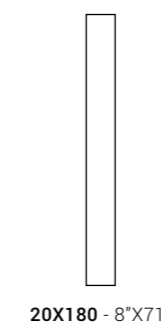
KOALA 2012A RM

MK.KOALA 30A

KOALA 2018B RM

KOALA 2012B RM

MK.KOALA 30B



KOALA 2018BS RM

KOALA 2012BS RM

MK.KOALA 30BS

KOALA 2018T RM

KOALA 2012T RM

MK.KOALA 30T

Koala



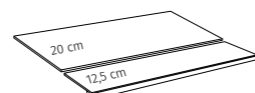
Wood

PEZZI SPECIALI

SPECIAL PIECES / PIÈCES SPÉCIALES / SONDERPREISE / PIEZAS ESPECIALES / СПЕЦИАЛЬНЫЕ ЭЛЕМЕНТЫ / 特制件



6X120 - 2.4"X48" △



120X32,5 - 48"X12.8" △

A	KOALA BT120A	KOALA GK120A
B	KOALA BT120B	KOALA GK120B
BS	KOALA BT120BS	KOALA GK120BS
T	KOALA BT120T	KOALA GK120T

CARATTERISTICHE TECNICHE SPECIFICHE

TECHNICAL FEATURES SPECIFICATIONS / CARACTÉRISTIQUES TECHNIQUES SPÉCIFIQUE / TECHNISCHE EIGENSCHAFTEN
CARACTERÍSTICAS TÉCNICAS ESPECÍFICAS / ТРЕБУЕМЫЕ ТЕХНИЧЕСКИЕ ХАРАКТЕРИСТИКИ / 特殊技术规格

KOALA	DIN 51130 (R)	DIN 51097 (A+B+C)	BCR REP. CEC 6/81		DM 14/6/89 N. 236		PENDULUM TEST BS (INGLESE)	PENDULUM TEST AS/NZS 4856:2004 (AUSTRALIANO)	PENDULUM TEST UNE ENV 12633:2003 (SPAGNOLO)	BOT 3000 (DCOF)
			G.A.	G.B.	C.A.	G.B.				
	R9	A	>0.4	>0.4	>0.4	>0.4	>36	>35	1	>0,42

Kuni



Wood

GRES PORCELLANATO A MASSA COLORATA


COLOURED BODY PORCELAIN TILE / GRÈS CÉRAME TEINTÉ DANS LA MASSE / EINGEFÄRBTES FEINSTEINZEUG
GRES PORCELÁNICO COLOREADO EN MASA / КЕРАМОГРАНИТ, ОКРАШЕННЫЙ В МАССЕ / 彩色通体瓷质砖

ISO 13006 - G - Bla (E ≤ 0,5%) UNI EN 14411 - G




FORMATI


SIZES / FORMATS / FORMATE / FORMATOS / ФОРМАТЫ / 规格



60X180
24"X71"



20X180
8"X71"



20X120
8"X48"

SUPERFICI

SURFACES / SURFACES / OBERFLÄCHEN / SUPERFICIES / ПОВЕРХНОСТИ / 表面




COLORI


COLOURS / COULEURS / FARBEN / COLORES / ЦВЕТА / 颜色



A



BS




T



TS



W



G

Kuni





A



BS



T

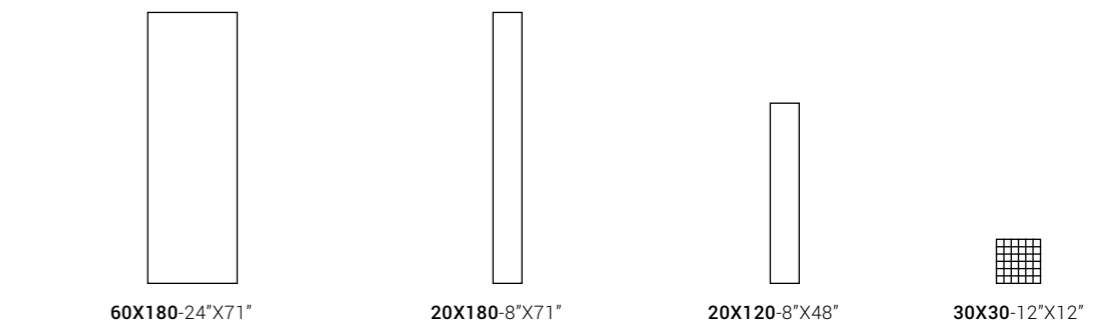


TS

Wood



	ST	N	○	KUNI 18A	KUNI 2018A	KUNI 2012A	MK.KUNI 30A
	ST	N	○	KUNI 18BS	KUNI 2018BS	KUNI 2012BS	MK.KUNI 30BS



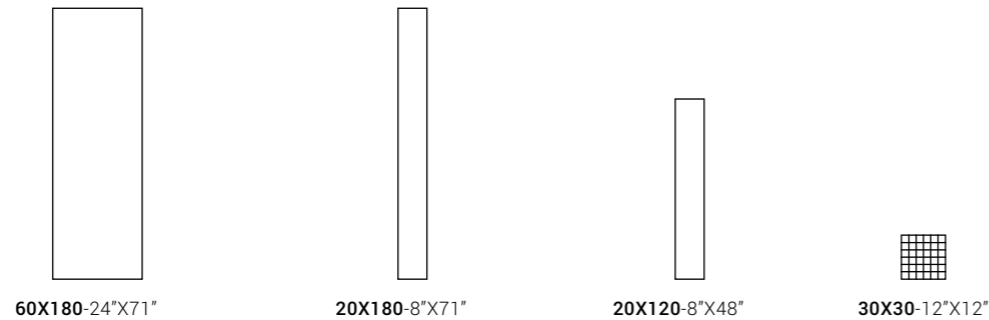
	ST	N	○	KUNI 18T	KUNI 2018T	KUNI 2012T	MK.KUNI 30T
	ST	N	○	KUNI 18TS	KUNI 2018TS	KUNI 2012TS	MK.KUNI 30TS



W



G



	ST	N	○	KUNI 18W	KUNI 2018W	KUNI 2012W	MK.KUNI 30W
	ST	N	○	KUNI 18G	KUNI 2018G	KUNI 2012G	MK.KUNI 30G



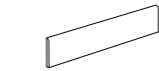
RASTY A MIX
20X120-8"x48"



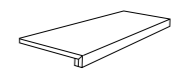
RASTY W MIX
20X120-8"x48"

PEZZI SPECIALI

SPECIAL PIECES / PIÈCES SPÉCIALES / SONDERPREISE / PIEZAS ESPECIALES / СПЕЦИАЛЬНЫЕ ЭЛЕМЕНТЫ / 特制件



6X120-2.4"x48" △



120X32,5-48"x12.8" △

A	KUNI BT120A	KUNI G120A
T	KUNI BT120T	KUNI G120T
BS	KUNI BT120BS	KUNI G120BS
TS	KUNI BT120TS	KUNI G120TS
W	KUNI BT120W	KUNI G120W
G	KUNI BT120G	KUNI G120G

CARATTERISTICHE TECNICHE SPECIFICHE

TECHNICAL FEATURES SPECIFICATIONS / CARACTÉRISTIQUES TECHNIQUES SPÉCIFIQUE / TECHNISCHE EIGENSCHAFTEN
CARACTERÍSTICAS TÉCNICAS ESPECÍFICAS / ТРЕБУЕМЫЕ ТЕХНИЧЕСКИЕ ХАРАКТЕРИСТИКИ / 特殊技术规格

KUNI	DIN 51130 (R)	DIN 51097 (A+B+C)	BCR REP. CEC 6/81		DM 14/6/89 N. 236		PENDULUM TEST BS (INGLESE)	PENDULUM TEST AS/NZS 4856:2004 (AUSTRALIANO)	PENDULUM TEST UNE ENV 12633:2003 (SPAGNOLO)	BOT 3000 (DCOF)
			G.A.	G.B.	C.A.	G.B.				
	R10	A+B	>0.4	>0.4	>0.4	>0.4	>36	>35	2	>0,42

Wood 1a4



GRES PORCELLANATO A MASSA COLORATA

COLOURED BODY PORCELAIN TILE / GRÈS CÉRAME TEINTÉ DANS LA MASSE / EINGEFÄRBTES FEINSTEINZEUG
GRES PORCELÁNICO COLOREADO EN MASA / КЕРАМОГРАНИТ, ОКРАШЕННЫЙ В МАССЕ / 彩色通体瓷质砖

ISO 13006 - G - Bl_a (E ≤ 0,5%) UNI EN 14411 - G



FORMATI


SIZES / FORMATS / FORMATE / FORMATOS / ФОРМАТЫ / 规格



30X120
12"X48"

SUPERFICI

SURFACES / SURFACES / OBERFLÄCHEN / SUPERFICIES / ПОВЕРХНОСТИ / 表面



ST N ○

ST N ○ ✕

COLORI

COLOURS / COULEURS / FARBEN / COLORES / ЦВЕТА / 颜色



ELEGANCE

VINTAGE





WRVR 3012BS RM



WRVR L3012BS RM



WVNT 3012BS RM



Wood

WVNT 3012A RM

ELEGANCE

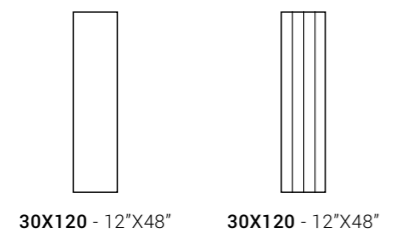


A

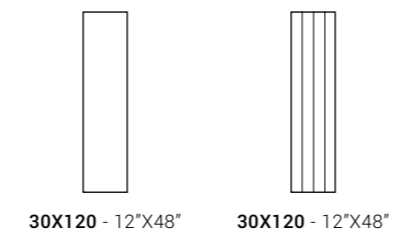
BS



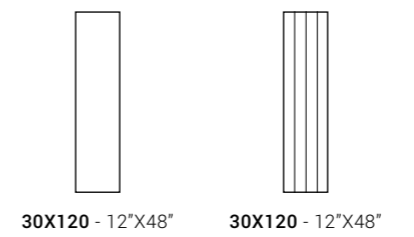
T



WCST 3012A RM
WCST L3012A RM



WRVR 3012BS RM
WRVR L3012BS RM



WTGK 3012T RM
WTGK L3012T RM



VINTAGE



A



BS



T




30X120 - 12"X48"



30X120 - 12"X48"



30X120 - 12"X48"



WVNT 3012A RM

WVNT R3012A RM



WVNT 3012BS RM

WVNT R3012BS RM



WVNT 3012T RM

WVNT R3012T RM

Wood 1a4

PEZZI SPECIALI / SPECIAL PIECES

PEZZI SPECIALI

SPECIAL PIECES / PIÈCES SPÉCIALES / SONDERPREISE / PIEZAS ESPECIALES / СПЕЦИАЛЬНЫЕ ЭЛЕМЕНТЫ / 特制件

A	WCST BT120A	WCST G120A	A	WVNT E R60A
BS	WRVR BT120BS	WRVR G120BS	BS	WVNT E R60BS
T	WTGK BT120T	WTGK G120T	T	WVNT E R60T
W	WVNT BT120A	WVNT G120A	A	WVNT G R120A
G	WVNT BT120BS	WVNT G120BS	BS	WVNT G R120BS
T	WVNT BT120T	WVNT G120T	T	WVNT G R120T

CARATTERISTICHE TECNICHE SPECIFICHE

TECHNICAL FEATURES SPECIFICATIONS / CARACTÉRISTIQUES TECHNIQUES SPÉCIFIQUE / TECHNISCHE EIGENSCHAFTEN
CARACTERÍSTICAS TÉCNICAS ESPECÍFICAS / ТРЕБУЕМЫЕ ТЕХНИЧЕСКИЕ ХАРАКТЕРИСТИКИ / 特殊技术规格

	DIN 51130 (R)	DIN 51097 (A+B+C)	BCR REP. CEC 6/81		DM 14/6/89 N. 236		PENDULUM TEST BS (INGLESE)	PENDULUM TEST AS/NZS 4856:2004 (AUSTRALIANO)	PENDULUM TEST UNE ENV 12633:2003 (SPAGNOLO)	BOT 3000 (DCOF)
			G.A.	G.B.	C.A.	G.B.				
WOOD 1a4	R9	A	>0.4	>0.4	>0.4	>0.4	>25	>25	1	>0,42
WOOD 1a4 R	R11	B+C	>0.4	>0.4	>0.4	>0.4	>36	>45	3	>0,42



WVNT 3012T RM

Wood



GRES PORCELLANATO

PORCELAIN TILE / GRÈS CÉRAMÉ / FEINSTEINZEUG
GRES PORCELÁNICO / КЕРАМОГРАНИТ / 瓷质砖

ISO 13006 - G - BIa GL (E ≤ 0,5%) UNI EN 14411 - G



FORMATI


SIZES / FORMATS / FORMATE / FORMATOS / ФОРМАТЫ / 规格



16,5X100
6.5"X40"

SUPERFICI

SURFACES / SURFACES / OBERFLÄCHEN / SUPERFICIES / ПОВЕРХНОСТИ / 表面




ST N ○

ST N ○ ✕

COLORI

COLOURS / COULEURS / FARBEN / COLORES / ЦВЕТА / 颜色





A



R



T



CE



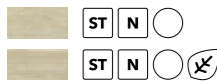
L.WOOD 3D A
24X100-9.5"X40"



VOYAGES A MIX
16,5X16,5-6.5"X6.5"



16,5X100-6.5"X40"




WOOD 161A

WOOD R161A



L.WOOD 3D R
24X100-9.5"X40"



VOYAGES R MIX
16,5X16,5-6.5"X6.5"



16,5X100-6.5"X40"



WOOD 161R

WOOD R161R



L.WOOD 3D T
24X100-9.5"X40"



VOYAGES T MIX
16,5X16,5-6.5"X6.5"



16,5X100-6.5"X40"




WOOD 161T

WOOD R161T



L.WOOD 3D CE
24X100-9.5"X40"



VOYAGES CE MIX
16,5X16,5-6.5"X6.5"



16,5X100-6.5"X40"



WOOD 161CE

WOOD R161CE



W



G



V



L. WOOD 3D W
24X100-9.5"X40"




L. WOOD 3D G
24X100-9.5"X40"



L. WOOD 3D V
24X100-9.5"X40"



VOYAGES W MIX
16,5X16,5-6.5"X6.5"



VOYAGES G MIX
16,5X16,5-6.5"X6.5"



VOYAGES V MIX
16,5X16,5-6.5"X6.5"



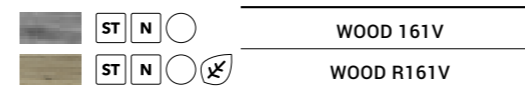
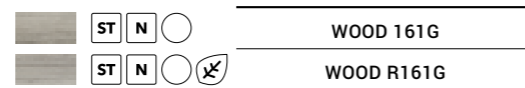
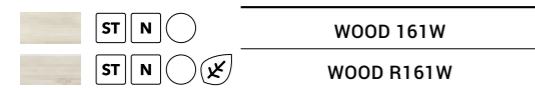
16,5X100-6.5"X40"



16,5X100-6.5"X40"



16,5X100-6.5"X40"



Wood

PEZZI SPECIALI

SPECIAL PIECES / PIÈCES SPÉCIALES / SONDERPREISE / PIEZAS ESPECIALES / СПЕЦИАЛЬНЫЕ ЭЛЕМЕНТЫ / 特制件

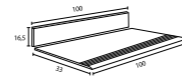
ST N ○



8X50-3.1"X20" △



8X100-3.1"X40" △



50X100-20"X40" △

A	WOOD BT 50A	WOOD BT 100A	WOOD KIT A
R	WOOD BT 50R	WOOD BT 100R	WOOD KIT R
T	WOOD BT 50T	WOOD BT 100T	WOOD KIT T
CE	WOOD BT 50CE	WOOD BT 100CE	WOOD KIT CE
W	WOOD BT 50W	WOOD BT 100W	WOOD KIT W
G	WOOD BT 50G	WOOD BT 100G	WOOD KIT G
V	WOOD BT 50V	WOOD BT 100V	WOOD KIT V

CARATTERISTICHE TECNICHE SPECIFICHE

TECHNICAL FEATURES SPECIFICATIONS / CARACTÉRISTIQUES TECHNIQUES SPÉCIFIQUE / TECHNISCHE EIGENSCHAFTEN
CARACTERÍSTICAS TÉCNICAS ESPECÍFICAS / ТРЕБУЕМЫЕ ТЕХНИЧЕСКИЕ ХАРАКТЕРИСТИКИ / 特殊技术规格

	DIN 51130 (R)	DIN 51097 (A+B+C)	BCR REP. CEC 6/81		DM 14/6/89 N. 236		PENDULUM TEST BS (INGLESE)	PENDULUM TEST AS/NZS 4856:2004 (AUSTRALIANO)	PENDULUM TEST UNE ENV 12633:2003 (SPAGNOLO)	BOT 3000 (DCOF)
			G.A.	G.B.	C.A.	G.B.				
WOOD	R10	A	>0.4	>0.4	>0.4	>0.4	>25	-	1	>0,42
WOOD R	R11	B+C	>0.4	>0.4	>0.4	>0.4	>36	>54	2	>0,42



WOOD 161R

#Contemporary



Contemporary

- 250 Tube ©
- 264 Tube
- 276 Parade
- 294 Micron 2.0
- 302 Re_Micron
- 310 Micron
- 316 Koshi
- 324 Antares

Tube 6,5



GRES PORCELLANATO A TUTTO SPESSORE

FULL BODY PORCELAIN TILE / GRÈS CÉRAME PLEINE MASSE / DURCHGEFÄRBTES FEINSTEINZEUG
GRES PORCELÁNICO A TODA MASA / ПОЛНОТЕЛЫЙ КЕРАМОГРАНИТ / 通体瓷质砖

ISO 13006 - G - Bla UGL (E ≤ 0,5%) UNI EN 14411 - G



FORMATI

SIZES / FORMATS / FORMATE / FORMATOS / ФОРМАТЫ / 规格



120X260
48"X103"



120X120
48"X48"



60X120
24"X48"

SUPERFICI

SURFACES / SURFACES / OBERFLÄCHEN / SUPERFICIES / ПОВЕРХНОСТИ / 表面



LI N O

COLORI

COLOURS / COULEURS / FARBEN / COLORES / ЦВЕТА / 颜色






TUBE 120T RM - TUBE6 260T RM



T



120X260 - 48"X103"



120X120 - 48"X48"



60X120 - 24"X48"



TUBE6 260T RM

TUBE6 120T RM


TUBE6 12T RM



W



120X260 - 48"X103"



120X120 - 48"X48"




60X120 - 24"X48"



TUBE6 260W RM

TUBE6 120W RM


TUBE6 12W RM



G



120X260 - 48"X103"



120X120 - 48"X48"




60X120 - 24"X48"



TUBE6 260G RM

TUBE6 120G RM


TUBE6 12G RM



N



120X260 - 48"X103"



120X120 - 48"X48"



60X120 - 24"X48"




TUBE6 260N RM

TUBE6 120N RM

TUBE6 12N RM



BRICKLANE 260
120x260 - 48"x103"



CAMDEN 260
120x260 - 48"x103"



CAMDEN 260 - TUBE 120G RM - BRICKLANE 260

Tube



GRES PORCELLANATO A TUTTO SPESSORE

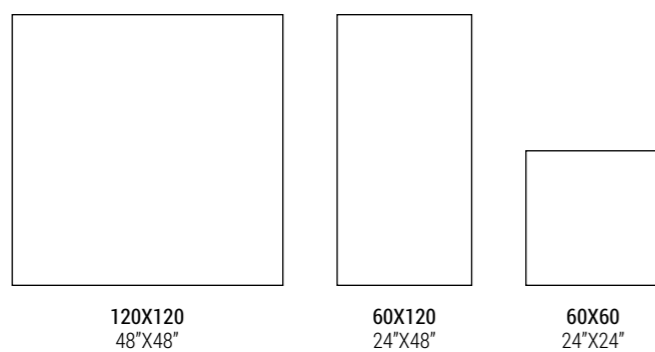
FULL BODY PORCELAIN TILE / GRÈS CÉRAME PLEINE MASSE / DURCHGEFÄRBTES FEINSTEINZEUG
GRES PORCELÁNICO A TODA MASA / ПОЛНОТЕЛЫЙ КЕРАМОГРАНИТ / 通体瓷质砖

ISO 13006 - G - Bla UGL (E ≤ 0,5%) UNI EN 14411 - G




FORMATI

SIZES / FORMATS / FORMATE / FORMATOS / ФОРМАТЫ / 规格




SUPERFICI

SURFACES / SURFACES / OBERFLÄCHEN / SUPERFICIES / ПОВЕРХНОСТИ / 表面



COLORI


COLOURS / COULEURS / FARBEN / COLORES / ЦВЕТА / 颜色



Tube









T



W



120X120 - 48"x48"




60X120 - 24"x48"



60X60 - 24"x24"




30X30 - 12"x12"



120X120 - 48"x48"



60X120 - 24"x48"



60X60 - 24"x24"



30X30 - 12"x12"



TUBE 120T RM

TUBE 12T RM

TUBE 60T RM

MK.TUBE 30T




TUBE 120W RM


TUBE 12W RM

TUBE 60W RM


MK.TUBE 30W




G



N



120X120 - 48"x48"




60X120 - 24"x48"



60X60 - 24"x24"




30X30 - 12"x12"



120X120 - 48"x48"



60X120 - 24"x48"



60X60 - 24"x24"



30X30 - 12"x12"



TUBE 120G RM

TUBE 12G RM

TUBE 60G RM

MK.TUBE 30G



TUBE 120N RM

TUBE 12N RM

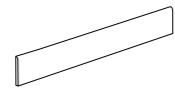
TUBE 60N RM

MK.TUBE 30N

Tube

PEZZI SPECIALI

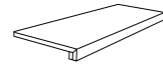
SPECIAL PIECES / PIÈCES SPÉCIALES / SONDERPREISE / PIEZAS ESPECIALES / СПЕЦИАЛЬНЫЕ ЭЛЕМЕНТЫ / 特制件



6X120-2.4"X48" △



6X60-2.4"X24" △



120X32,5-48"X12.8" △

	6X120-2.4"X48" △	6X60-2.4"X24" △	120X32,5-48"X12.8" △
T	TUBE BT120T	TUBE BT60T	TUBE G120T
W	TUBE BT120W	TUBE BT60W	TUBE G120W
G	TUBE BT120G	TUBE BT60G	TUBE G120G
N	TUBE BT120N	TUBE BT60N	TUBE G120N

CARATTERISTICHE TECNICHE SPECIFICHE

TECHNICAL FEATURES SPECIFICATIONS / CARACTÉRISTIQUES TECHNIQUES SPÉCIFIQUE / TECHNISCHE EIGENSCHAFTEN
CARACTERÍSTICAS TÉCNICAS ESPECÍFICAS / ТРЕБУЕМЫЕ ТЕХНИЧЕСКИЕ ХАРАКТЕРИСТИКИ / 特殊技术规格

TUBE	DIN 51130 (R)	DIN 51097 (A+B+C)	BCR REP. CEC 6/81		DM 14/6/89 N. 236		PENDULUM TEST BS (INGLESE)	PENDULUM TEST AS/NZS 4856:2004 (AUSTRALIANO)	PENDULUM TEST UNE ENV 12633:2003 (SPAGNOLO)	BOT 3000 (DCOF)
			G.A.	G.B.	C.A.	G.B.				
	R9	A	-	-	-	-	>25	>25	1	>0,42



TUBE 120T RM - BRICKLANE 260

Parade



GRES PORCELLANATO A TUTTO SPESSORE

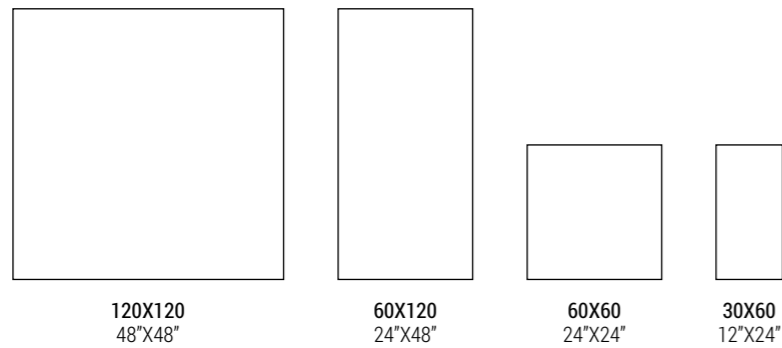
FULL BODY PORCELAIN TILE / GRÈS CÉRAME PLEINE MASSE / DURCHGEFÄRBTES FEINSTEINZEUG
GRES PORCELÁNICO A TODA MASA / ПОЛНОТЕЛЫЙ КЕРАМОГРАНИТ / 通体瓷质砖

ISO 13006 - G - Bla UGL (E ≤ 0,5%) UNI EN 14411 - G




FORMATI

SIZES / FORMATS / FORMATE / FORMATOS / ФОРМАТЫ / 规格




SUPERFICI

SURFACES / SURFACES / OBERFLÄCHEN / SUPERFICIES / ПОВЕРХНОСТИ / 表面



COLORI

COLOURS / COULEURS / FARBEN / COLORES / ЦВЕТА / 颜色





PRDE DK 12W LV - PRDE 120W LV - PRTU 120W RM

Parade



PRDE 120A RM - PRTU 12A RM




PRDE 120A RM - PRDE DK 12DG LV - PRTU 12A RM - PRDE 120A LV





Parade





PRDE 120DG RM - PRTU 120G LV



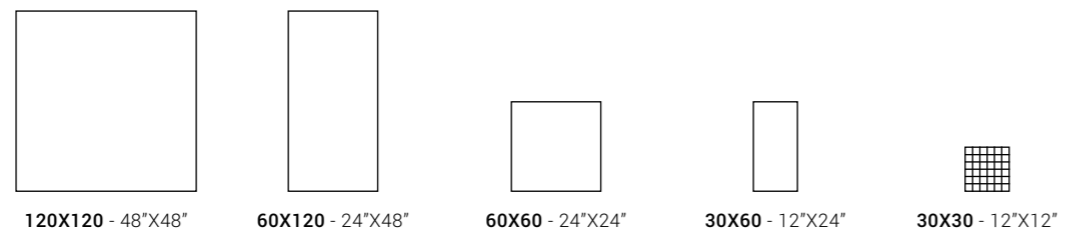
PRDE 120DG RM



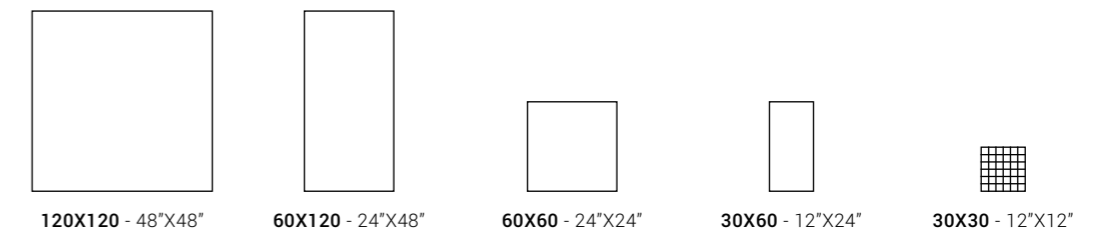
DG




G



120X120 - 48"X48"	60X120 - 24"X48"	60X60 - 24"X24"	30X60 - 12"X24"	30X30 - 12"X12"
PRDE 120DG RM	PRDE 12DG RM	PRDE 60DG RM	PRDE 36DG RM	MK.PRDE 30DG
PRDE RB120DG RM	PRDE RB12DG RM	PRDE RB60DG RM		
PRDE 120DG LV	PRDE 12DG LV	PRDE 60DG LV		
PRTU 120DG RM	PRTU 12DG RM	PRTU 60DG RM	PRTU 36DG RM	MK.PRTU 30DG
PRTU 120DG LV	PRTU 12DG LV	PRTU 60DG LV		



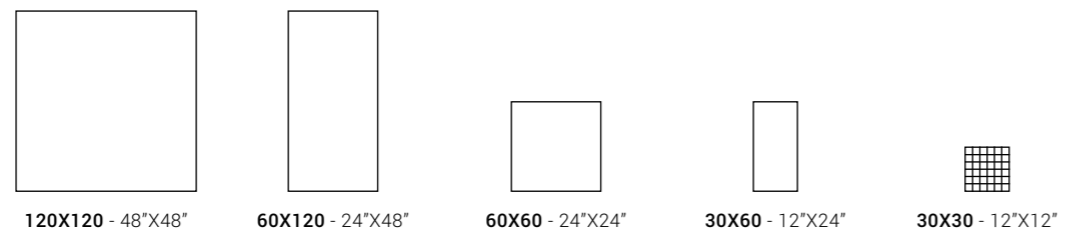
120X120 - 48"X48"	60X120 - 24"X48"	60X60 - 24"X24"	30X60 - 12"X24"	30X30 - 12"X12"
PRDE 120G RM	PRDE 12G RM	PRDE 60G RM	PRDE 36G RM	MK.PRDE 30G
PRDE RB120G RM	PRDE RB12G RM	PRDE RB60G RM		
PRDE 120G LV	PRDE 12G LV	PRDE 60G LV		
PRTU 120G RM	PRTU 12G RM	PRTU 60G RM	PRTU 36G RM	MK.PRTU 30G
PRTU 120G LV	PRTU 12G LV	PRTU 60G LV		

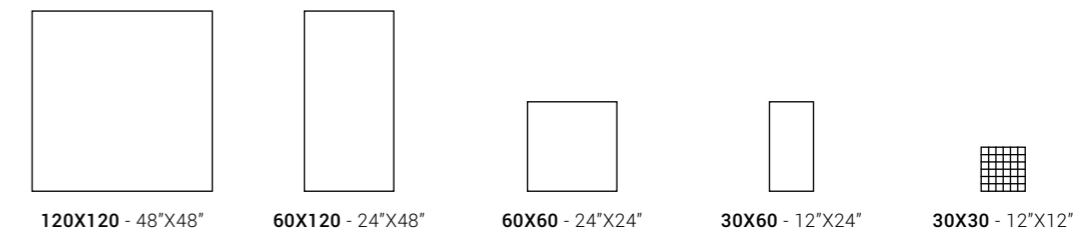



AG





W



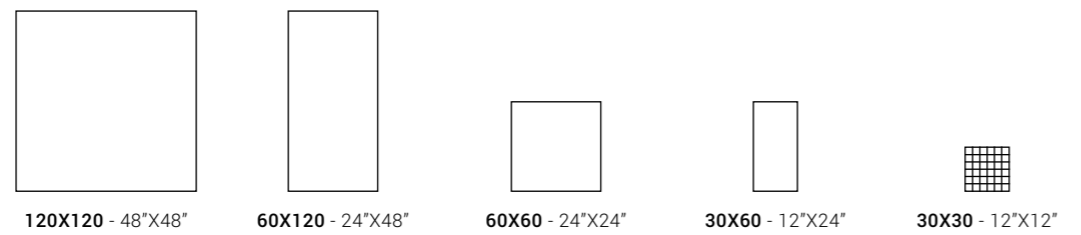




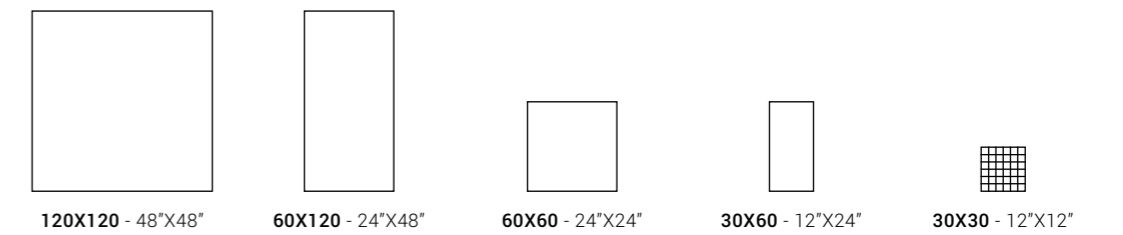
A




B




			120X120 - 48"X48"	60X120 - 24"X48"	60X60 - 24"X24"	30X60 - 12"X24"	30X30 - 12"X12"
			PRDE 120A RM	PRDE 12A RM	PRDE 60A RM	PRDE 36A RM	MK.PRDE 30A
			PRDE RB120A RM	PRDE RB12A RM	PRDE RB60A RM		
			PRDE 120A LV	PRDE 12A LV	PRDE 60A LV		
			PRTU 120A RM	PRTU 12A RM	PRTU 60A RM	PRTU 36A RM	MK.PRTU 30A
			PRTU 120A LV	PRTU 12A LV	PRTU 60A LV		



			120X120 - 48"X48"	60X120 - 24"X48"	60X60 - 24"X24"	30X60 - 12"X24"	30X30 - 12"X12"
			PRDE 120B RM	PRDE 12B RM	PRDE 60B RM	PRDE 36B RM	MK.PRDE 30B
			PRDE RB120B RM	PRDE RB12B RM	PRDE RB60B RM		
			PRDE 120B LV	PRDE 12B LV	PRDE 60B LV		
			PRTU 120B RM	PRTU 12B RM	PRTU 60B RM	PRTU 36B RM	MK.PRTU 30B
			PRTU 120B LV	PRTU 12B LV	PRTU 60B LV		



PRDE DK 12DG LV
60X120-24"X48" △



PRDE DK 12G LV
60X120-24"X48" △



PRDE DK 12AG LV
60X120-24"X48" △



PRDE DK 12W LV
60X120-24"X48" △



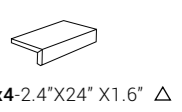
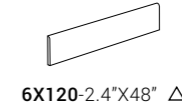
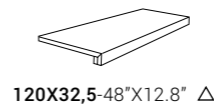
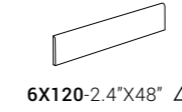
PRDE DK 12A LV
60X120-24"X48" △



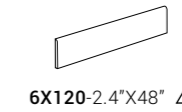
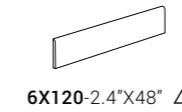
PRDE DK 12B LV
60X120-24"X48" △

PEZZI SPECIALI

SPECIAL PIECES / PIÈCES SPÉCIALES / SONDERPREISE / PIEZAS ESPECIALES / СПЕЦИАЛЬНЫЕ ЭЛЕМЕНТЫ / 特制件



PRDE DG	PRDE BT120DG	PRDE G120DG	PRDE DG LV	PRDE BT120DG LV	PRDE DG RB	PRDE E RB60DG
PRDE G	PRDE BT120G	PRDE G120G	PRDE G LV	PRDE BT120G LV	PRDE G RB	PRDE E RB60G
PRDE AG	PRDE BT120AG	PRDE G120AG	PRDE AG LV	PRDE BT120AG LV	PRDE AG RB	PRDE E RB60AG
PRDE W	PRDE BT120W	PRDE G120W	PRDE W LV	PRDE BT120W LV	PRDE W RB	PRDE E RB60W
PRDE A	PRDE BT120A	PRDE G120A	PRDE A LV	PRDE BT120A LV	PRDE A RB	PRDE E RB60A
PRDE B	PRDE BT120B	PRDE G120B	PRDE B LV	PRDE BT120B LV	PRDE B RB	PRDE E RB60B




PRTU DG	PRTU BT120DG	PRTU G120DG	PRTU DG LV	PRTU BT120DG LV
PRTU G	PRTU BT120G	PRTU G120G	PRTU G LV	PRTU BT120G LV
PRTU AG	PRTU BT120AG	PRTU G120AG	PRTU AG LV	PRTU BT120AG LV
PRTU W	PRTU BT120W	PRTU G120W	PRTU W LV	PRTU BT120W LV
PRTU A	PRTU BT120A	PRTU G120A	PRTU A LV	PRTU BT120A LV
PRTU B	PRTU BT120B	PRTU G120B	PRTU B LV	PRTU BT120B LV

CARATTERISTICHE TECNICHE SPECIFICHE

TECHNICAL FEATURES SPECIFICATIONS / CARACTÉRISTIQUES TECHNIQUES SPÉCIFIQUE / TECHNISCHE EIGENSCHAFTEN
CARACTERÍSTICAS TÉCNICAS ESPECÍFICAS / ТРЕБУЕМЫЕ ТЕХНИЧЕСКИЕ ХАРАКТЕРИСТИКИ / 特殊技术规格

	DIN 51130 (R)	DIN 51097 (A+B+C)	BCR REP. CEC 6/81		DM 14/6/89 N. 236		PENDULUM TEST BS (INGLESE)	PENDULUM TEST AS/NZS 4856:2004 (AUSTRALIANO)	PENDULUM TEST UNE ENV 12633:2003 (SPAGNOLO)	BOT 3000 (DCOF)
			G.A.	G.B.	C.A.	G.B.				
PARADE	R10	A	>0.4	>0.4	>0.4	>0.4	>25	>25	1	>0,42
PARADE RB	R11	B+C	>0.4	>0.4	>0.4	>0.4	>36	>35	3	>0,42

Micron 2.0



GRES PORCELLANATO A TUTTO SPESSORE

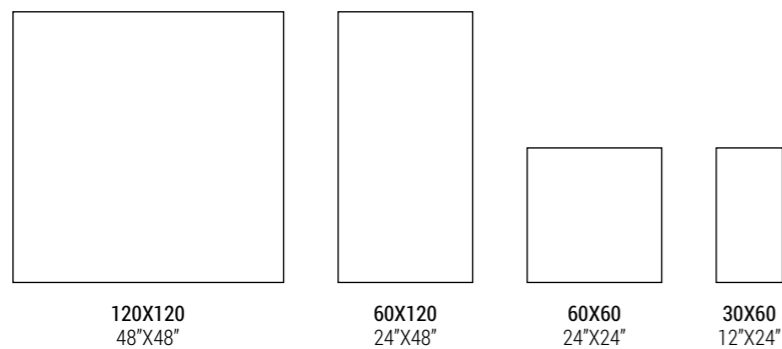
FULL BODY PORCELAIN TILE / GRÈS CÉRAME PLEINE MASSE / DURCHGEFÄRBTES FEINSTEINZEUG
GRES PORCELÁNICO A TODA MASA / ПОЛНОТЕЛЫЙ КЕРАМОГРАНИТ / 通体瓷质砖

ISO 13006 - G - Bla UGL (E ≤ 0,5%) UNI EN 14411 - G



FORMATI

SIZES / FORMATS / FORMATE / FORMATOS / ФОРМАТЫ / 规格



SUPERFICI

SURFACES / SURFACES / OBERFLÄCHEN / SUPERFICIES / ПОВЕРХНОСТИ / 表面




LI N ○


LI L ⊗

RB N ○ ⊗

COLORI


COLOURS / COULEURS / FARBEN / COLORES / ЦВЕТА / 颜色





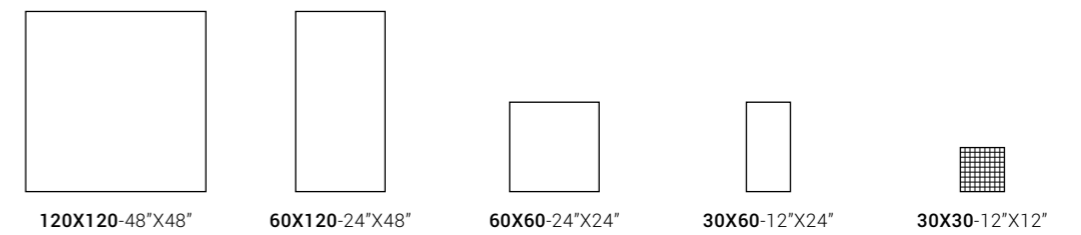
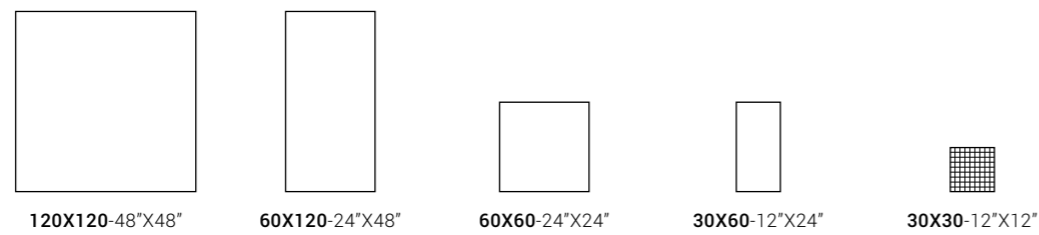
A

B




T

N




	U	N	○	M2.0 120A	M2.0 12A	M2.0 60A	M2.0 36A	MK.M2.0 30A
	U	L	⊗	M2.0 120AL	M2.0 12AL	M2.0 60AL	M2.0 36AL	
	U	L	○					MK.M2.0 30AL
	RB	N	⊗			M2.0 RB60A	M2.0 RB36A	
	U	N	○	M2.0 120B	M2.0 12B	M2.0 60B	M2.0 36B	MK.M2.0 30B
	U	L	⊗	M2.0 120BL	M2.0 12BL	M2.0 60BL	M2.0 36BL	
	U	L	○					MK.M2.0 30BL
	RB	N	⊗			M2.0 RB60B	M2.0 RB36B	

	U	N	○	M2.0 120T	M2.0 12T	M2.0 60T	M2.0 36T	MK.M2.0 30T
	U	L	⊗	M2.0 120TL	M2.0 12TL	M2.0 60TL	M2.0 36TL	
	U	L	○					MK.M2.0 30TL
	RB	N	⊗			M2.0 RB60T	M2.0 RB36T	
	U	N	○	M2.0 120N	M2.0 12N	M2.0 60N	M2.0 36N	MK.M2.0 30N
	U	L	⊗	M2.0 120NL	M2.0 12NL	M2.0 60NL	M2.0 36NL	
	U	L	○					MK.M2.0 30NL
	RB	N	⊗			M2.0 RB60N	M2.0 RB36N	



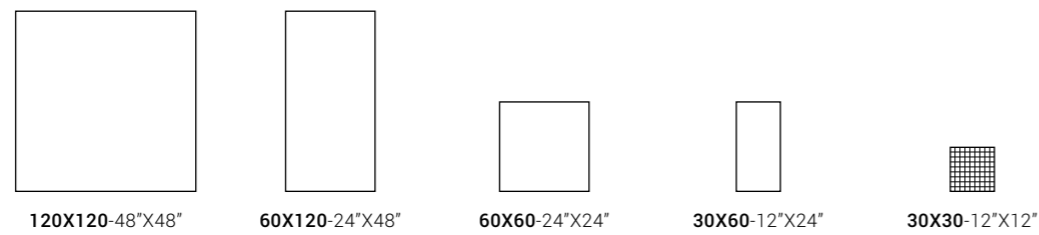
W

GH



G

DG



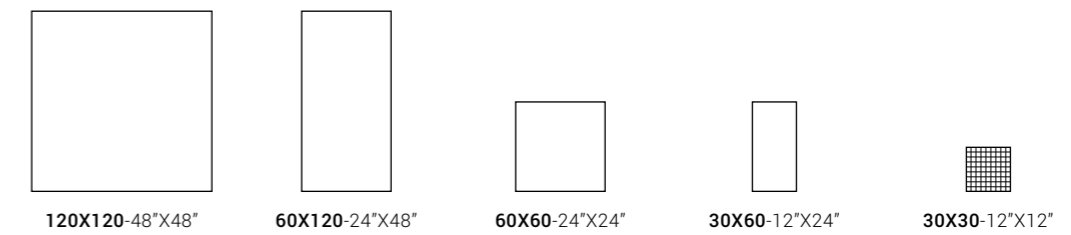
120X120-48"X48"

60X120-24"X48"

60X60-24"X24"

30X60-12"X24"

30X30-12"X12"



120X120-48"X48"

60X120-24"X48"

60X60-24"X24"

30X60-12"X24"

30X30-12"X12"

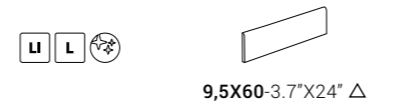
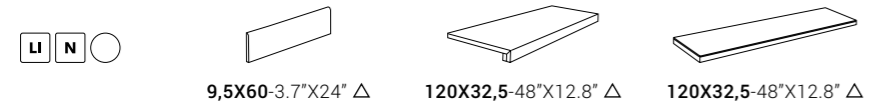
	M2.0 120W	M2.0 12W	M2.0 60W	M2.0 36W	MK.M2.0 30W
	M2.0 120WL	M2.0 12WL	M2.0 60WL	M2.0 36WL	
					MK.M2.0 30WL
			M2.0 RB60W	M2.0 RB36W	
	M2.0 120GH	M2.0 12GH	M2.0 60GH	M2.0 36GH	MK.M2.0 30GH
	M2.0 120GHL	M2.0 12GHL	M2.0 60GHL	M2.0 36GHL	
					MK.M2.0 30GHL
			M2.0 RB60GH	M2.0 RB36GH	

	M2.0 120G	M2.0 12G	M2.0 60G	M2.0 36G	MK.M2.0 30G
	M2.0 120GL	M2.0 12GL	M2.0 60GL	M2.0 36GL	
					MK.M2.0 30GL
			M2.0 RB60G	M2.0 RB36G	
	M2.0 120DG	M2.0 12DG	M2.0 60DG	M2.0 36DG	MK.M2.0 30DG
	M2.0 120DGL	M2.0 12DGL	M2.0 60DGL	M2.0 36DGL	
					MK.M2.0 30DGL
			M2.0 RB60DG	M2.0 RB36DG	

Micron 2.0

PEZZI SPECIALI

SPECIAL PIECES / PIÈCES SPÉCIALES / SONDERPREISE / PIEZAS ESPECIALES / СПЕЦИАЛЬНЫЕ ЭЛЕМЕНТЫ / 特制件



A	M2.0 BT 60A	M2.0 G120A	M2.0 A120A DX M2.0 A120A SX
B	M2.0 BT 60B	M2.0 G120B	M2.0 A120B DX M2.0 A120B SX
T	M2.0 BT 60T	M2.0 G120T	M2.0 A120T DX M2.0 A120T SX
N	M2.0 BT 60N	M2.0 G120N	M2.0 A120N DX M2.0 A120N SX
W	M2.0 BT 60W	M2.0 G120W	M2.0 A120W DX M2.0 A120W SX
GH	M2.0 BT 60GH	M2.0 G120GH	M2.0 A120GH DX M2.0 A120GH SX
G	M2.0 BT 60G	M2.0 G120G	M2.0 A120G DX M2.0 A120G SX
DG	M2.0 BT 60DG	M2.0 G120DG	M2.0 A120DG DX M2.0 A120DG SX

A	M2.0 BT 60AL
B	M2.0 BT 60BL
T	M2.0 BT 60TL
N	M2.0 BT 60NL
W	M2.0 BT 60WL
GH	M2.0 BT 60GHL
G	M2.0 BT 60GL
DG	M2.0 BT 60DGL




A	M2.0 BT RB60A	M2.0 S RB60A	M2.0 E RB30A
B	M2.0 BT RB60B	M2.0 S RB60B	M2.0 E RB30B
T	M2.0 BT RB60T	M2.0 S RB60T	M2.0 E RB30T
N	M2.0 BT RB60N	M2.0 S RB60N	M2.0 E RB30N
W	M2.0 BT RB60W	M2.0 S RB60W	M2.0 E RB30W
GH	M2.0 BT RB60GH	M2.0 S RB60GH	M2.0 E RB30GH
G	M2.0 BT RB60G	M2.0 S RB60G	M2.0 E RB30G
DG	M2.0 BT RB60DG	M2.0 S RB60DG	M2.0 E RB30DG

CARATTERISTICHE TECNICHE SPECIFICHE

TECHNICAL FEATURES SPECIFICATIONS / CARACTÉRISTIQUES TECHNIQUES SPÉCIFIQUE / TECHNISCHE EIGENSCHAFTEN
CARACTERÍSTICAS TÉCNICAS ESPECÍFICAS / ТРЕБУЕМЫЕ ТЕХНИЧЕСКИЕ ХАРАКТЕРИСТИКИ / 特殊技术规格

	DIN 51130 (R)	DIN 51097 (A+B+C)	BCR REP. CEC 6/81		DM 14/6/89 N. 236		PENDULUM TEST BS (INGLESE)	PENDULUM TEST AS/NZS 4856:2004 (AUSTRALIANO)	PENDULUM TEST UNE ENV 12633:2003 (SPAGNOLO)	BOT 3000 (DCOF)
			G.A.	G.B.	C.A.	G.B.				
M2.0	R10	A	>0.4	>0.4	>0.4	>0.4	-	-	1	>0,42
M2.0 RB	R11	B+C	>0.4	>0.4	>0.4	>0.4	>36	>35	2	>0,42



M2.0 A120T DX - M2.0 12GL - M2.0 120T

Contemporary

Re_Micron



GRES PORCELLANATO A TUTTO SPESSORE

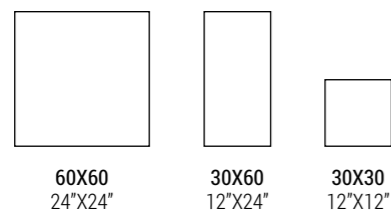
FULL BODY PORCELAIN TILE / GRÈS CÉRAME PLEINE MASSE / DURCHGEFÄRBTES FEINSTEINZEUG
GRES PORCELÁNICO A TODA MASA / ПОЛНОТЕЛЫЙ КЕРАМОГРАНИТ / 通体瓷质砖

ISO 13006 - G - Bla UGL (E ≤ 0,5%) UNI EN 14411 - G



FORMATI

SIZES / FORMATS / FORMATE / FORMATOS / ФОРМАТЫ / 规格



SUPERFICI

SURFACES / SURFACES / OBERFLÄCHEN / SUPERFICIES / ПОВЕРХНОСТИ / 表面



LI N ○


LI L ⊗

RB N ○ ⊗

COLORI


COLOURS / COULEURS / FARBEN / COLORES / ЦВЕТА / 颜色



















TO















B








A

W

				
 LI N ○	REM 60TO RM	REM 36TO RM	REM 30TO RM	MK.REM 30TO
 LI L 	REM 60TOL	REM 36TOL		MK.REM 30TOL
 RB N ○ 	REM RB60TO RM	REM RB36TO RM		
 LI N ○	REM 60B RM	REM 36B RM	REM 30B RM	MK.REM 30B
 LI L 	REM 60BL	REM 36BL		MK.REM 30BL
 RB N ○ 	REM RB60B RM	REM RB36B RM		

				
 LI N ○	REM 60A RM	REM 36A RM	REM 30A RM	MK.REM 30A
 LI L 	REM 60AL	REM 36AL		MK.REM 30AL
 RB N ○ 	REM RB60A RM	REM RB36A RM		
 LI N ○	REM 60W RM	REM 36W RM	REM 30W RM	MK.REM 30W
 LI L 	REM 60WL	REM 36WL		MK.REM 30WL
 RB N ○ 	REM RB60W RM	REM RB36W RM		



GB

G





DG

	60X60-24"X24"	30X60-12"X24"	30X30-12"X12"	30X30-12"X12"
	REM 60GB RM	REM 36GB RM	REM 30GB RM	MK.REM 30GB
	REM 60GBL	REM 36GBL		MK.REM 30GBL
	REM RB60GB RM	REM RB36GB RM		
	REM 60G RM	REM 36G RM	REM 30G RM	MK.REM 30G
	REM 60GL	REM 36GL		MK.REM 30GL
	REM RB60G RM	REM RB36G RM		

	60X60-24"X24"	30X60-12"X24"	30X30-12"X12"	30X30-12"X12"
	REM 60DG RM	REM 36DG RM	REM 30DG RM	MK.REM 30DG
	REM 60DGL	REM 36DGL		MK.REM 30DGL
	REM RB60DG RM	REM RB36DG RM		

PEZZI SPECIALI

SPECIAL PIECES / PIÈCES SPÉCIALES / SONDERPREISE / PIEZAS ESPECIALES / СПЕЦИАЛЬНЫЕ ЭЛЕМЕНТЫ / 特制件

 6X60-2.4"X24" △		 30X60-12"X24" △		 6X60-2.4"X24" △		 30X60-12"X24" △	
TO	REM BT60TO	REM S60TO	TO	REM BT60TOL	TO	REM S RB60TO	
B	REM BT60B	REM S60B	B	REM BT60BL	B	REM S RB60B	
A	REM BT60A	REM S60A	A	REM BT60AL	A	REM S RB60A	
W	REM BT60W	REM S60W	W	REM BT60WL	W	REM S RB60W	
GB	REM BT60GB	REM S60GB	GB	REM BT60GBL	GB	REM S RB60GB	
G	REM BT60G	REM S60G	G	REM BT60GL	G	REM S RB60G	
DG	REM BT60DG	REM S60DG	DG	REM BT60DGL	DG	REM S RB60DG	

CARATTERISTICHE TECNICHE SPECIFICHE

TECHNICAL FEATURES SPECIFICATIONS / CARACTÉRISTIQUES TECHNIQUES SPÉCIFIQUE / TECHNISCHE EIGENSCHAFTEN
 CARACTERÍSTICAS TÉCNICAS ESPECÍFICAS / ТРЕБУЕМЫЕ ТЕХНИЧЕСКИЕ ХАРАКТЕРИСТИКИ / 特殊技术规格

	DIN 51130 (R)	DIN 51097 (A+B+C)	BCR REP. CEC 6/81		DM 14/6/89 N. 236		PENDULUM TEST BS (INGLESE)	PENDULUM TEST AS/NZS 4856:2004 (AUSTRALIANO)	PENDULUM TEST UNE ENV 12633:2003 (SPAGNOLO)	BOT 3000 (DCOF)
			G.A.	G.B.	C.A.	G.B.				
REM	R9	A	>0.4	>0.4	>0.4	>0.4	>36	>35	1	>0,42
REM RB	R11	A+B	>0.4	>0.4	>0.4	>0.4	>36	>45	3	>0,42



REM 60AL

Micron



GRES PORCELLANATO A TUTTO SPESSORE

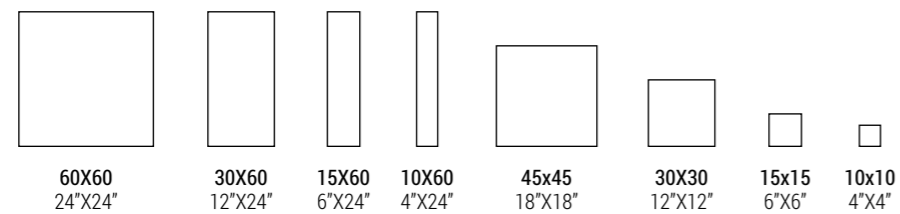
FULL BODY PORCELAIN TILE / GRÈS CÉRAME PLEINE MASSE / DURCHGEFÄRBTES FEINSTEINZEUG
GRES PORCELÁNICO A TODA MASA / ПОЛНОТЕЛЫЙ КЕРАМОГРАНИТ / 通体瓷质砖

ISO 13006 - G - Bla UGL (E ≤ 0,5%) UNI EN 14411 - G




FORMATI

SIZES / FORMATS / FORMATE / FORMATOS / ФОРМАТЫ / 规格



SUPERFICI

SURFACES / SURFACES / OBERFLÄCHEN / SUPERFICIES / ПОВЕРХНОСТИ / 表面




LI N ○

ST N ○ ✕

COLORI

COLOURS / COULEURS / FARBEN / COLORES / ЦВЕТА / 颜色





B

BG




W

G

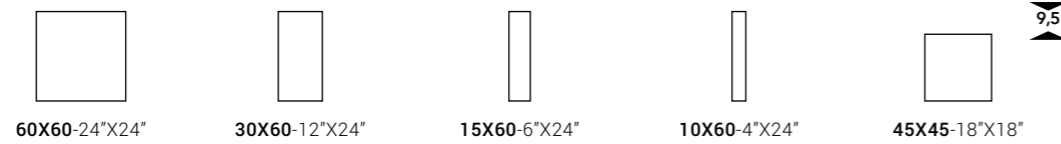
	<input type="checkbox"/> LI	<input type="checkbox"/> N	<input type="checkbox"/>		60X60-24"X24"		30X60-12"X24"		45X45-18"X18"		30X30-12"X12"
	<input type="checkbox"/> ST	<input type="checkbox"/> N	<input checked="" type="checkbox"/>								
	<input type="checkbox"/> LI	<input type="checkbox"/> N	<input type="checkbox"/>		MICRON 60B		MICRON 36B		MICRON 45B		MICRON 30B
	<input type="checkbox"/> ST	<input type="checkbox"/> N	<input checked="" type="checkbox"/>				MICRON R36B				
	<input type="checkbox"/> LI	<input type="checkbox"/> N	<input type="checkbox"/>		MICRON 60BG		MICRON 36BG		MICRON 45BG		MICRON 30BG
	<input type="checkbox"/> ST	<input type="checkbox"/> N	<input checked="" type="checkbox"/>				MICRON R36BG				

60X60-24"X24"	30X60-12"X24"	15X60-6"X24"	10X60-4"X24"	45X45-18"X18"
	<input type="checkbox"/> LI	<input type="checkbox"/> N	<input type="checkbox"/>	
	<input type="checkbox"/> ST	<input type="checkbox"/> N	<input checked="" type="checkbox"/>	
	MICRON 60W	MICRON 36W	MICRON 156W	MICRON 106W
				MICRON 45W
		MICRON R36W		
	<input type="checkbox"/> LI	<input type="checkbox"/> N	<input type="checkbox"/>	
	<input type="checkbox"/> ST	<input type="checkbox"/> N	<input checked="" type="checkbox"/>	
	MICRON 60G	MICRON 36G		MICRON 45G
		MICRON R36G		
30X30-12"X12"	30X30-12"X12"	15X15-6"X6"	10X10-4"X4"	
	<input type="checkbox"/> LI	<input type="checkbox"/> N	<input type="checkbox"/>	
	<input type="checkbox"/> LI	<input type="checkbox"/> N	<input type="checkbox"/>	
	MICRON 30W	MICRON 15W	MICRON 10W	
	MICRON 30G	MK.MICRON 4-F		

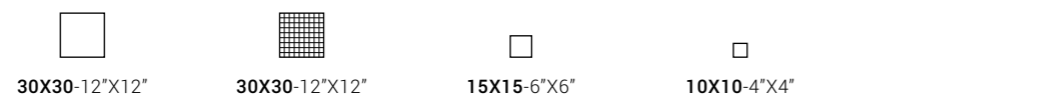


DG

N



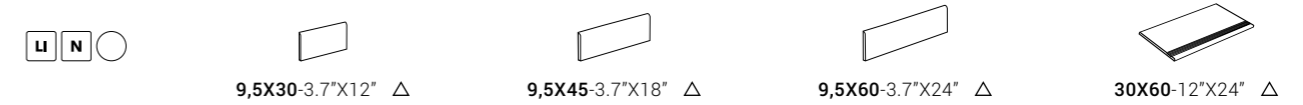
		MICRON 60DG	MICRON 36DG	MICRON 156DG	MICRON 106DG	MICRON 45DG
		MICRON R36DG				
		MICRON 60N	MICRON 36N	MICRON 156N	MICRON 106N	MICRON 45N
		MICRON R36N				



		MICRON 30DG	MK.MICRON DG-F	MICRON 15DG	MICRON 10DG
		MICRON 30N	MK.MICRON N-F	MICRON 15N	MICRON 10N

PEZZI SPECIALI

SPECIAL PIECES / PIÈCES SPÉCIALES / SONDERPREISE / PIEZAS ESPECIALES / СПЕЦИАЛЬНЫЕ ЭЛЕМЕНТЫ / 特制件



B	MICRON B30B	MICRON B45B	MICRON B60B	MICRON S60B
BG	MICRON B30BG	MICRON B45BG	MICRON B60BG	MICRON S60BG
W	MICRON B30W	MICRON B45W	MICRON B60W	MICRON S60W
G	MICRON B30G	MICRON B45G	MICRON B60G	MICRON S60G
DG	MICRON B30DG	MICRON B45DG	MICRON B60DG	MICRON S60DG
N	MICRON B30N	MICRON B45N	MICRON B60N	MICRON S60N

CARATTERISTICHE TECNICHE SPECIFICHE

TECHNICAL FEATURES SPECIFICATIONS / CARACTÉRISTIQUES TECHNIQUES SPÉCIFIQUE / TECHNISCHE EIGENSCHAFTEN
CARACTERÍSTICAS TÉCNICAS ESPECÍFICAS / ТРЕБУЕМЫЕ ТЕХНИЧЕСКИЕ ХАРАКТЕРИСТИКИ / 特殊技术规格

	DIN 51130 (R)	DIN 51097 (A+B+C)	BCR REP. CEC 6/81		DM 14/6/89 N. 236		PENDULUM TEST BS (INGLESE)	PENDULUM TEST AS/NZS 4856:2004 (AUSTRALIANO)	PENDULUM TEST UNE ENV 12633:2003 (SPAGNOLO)	BOT 3000 (DCOF)
			G.A.	G.B.	C.A.	G.B.				
MICRON	R9	A	>0.4	>0.4	>0.4	>0.4	>36	>35	2	>0,42
MICRON R	R10	A	>0.4	>0.4	>0.4	>0.4	>36	>35	1	>0,42

Koshi



GRES PORCELLANATO A TUTTO SPESSORE

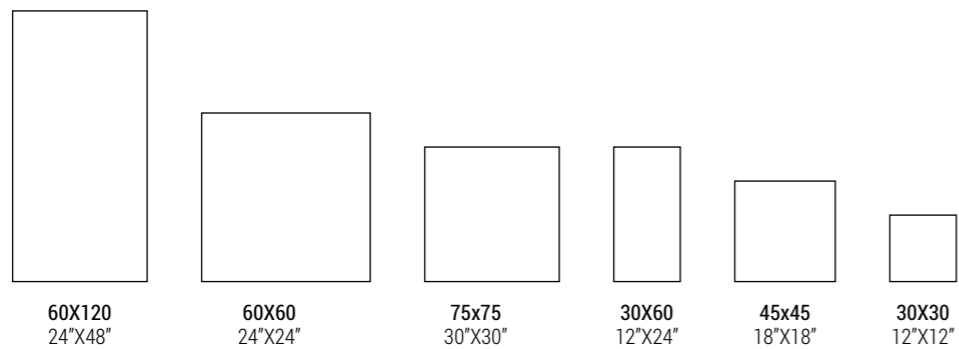
FULL BODY PORCELAIN TILE / GRÈS CÉRAME PLEINE MASSE / DURCHGEFÄRBTES FEINSTEINZEUG
GRES PORCELÁNICO A TODA MASA / ПОЛНОТЕЛЫЙ КЕРАМОГРАНИТ / 通体瓷质砖

ISO 13006 - G - Bla UGL (E ≤ 0,5%) UNI EN 14411 - G



FORMATI

SIZES / FORMATS / FORMATE / FORMATOS / ФОРМАТЫ / 规格




SUPERFICI

SURFACES / SURFACES / OBERFLÄCHEN / SUPERFICIES / ПОВЕРХНОСТИ / 表面



COLORI

COLOURS / COULEURS / FARBEN / COLORES / ЦВЕТА / 颜色







A



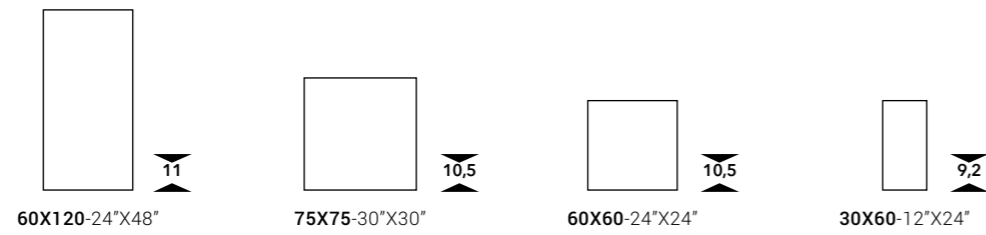
B



CE



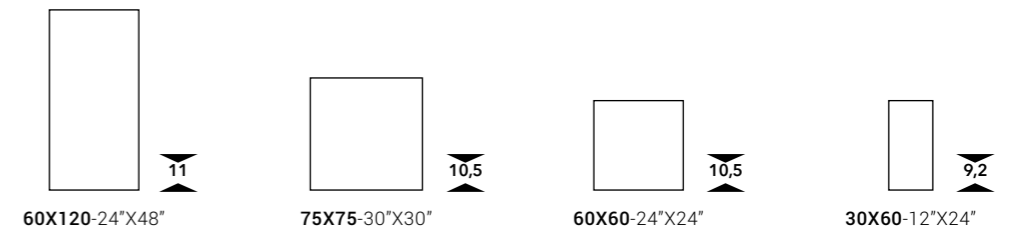
T



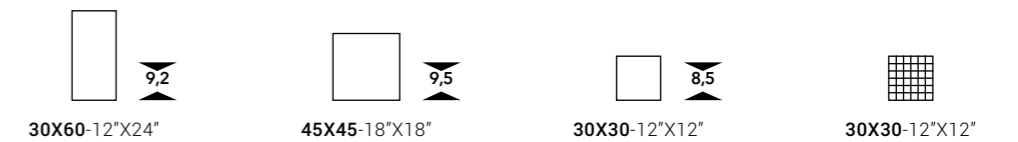
					KOSHI 12A	KOSHI 75A	KOSHI 60A	KOSHI 36A R
					KOSHI 12B	KOSHI 75B	KOSHI 60B	KOSHI 36B R



				KOSHI 36A	KOSHI 45A	KOSHI 30A	MK.KOSHI 30A
				KOSHI 36B	KOSHI 45B	KOSHI 30B	MK.KOSHI 30B




					KOSHI 12CE	KOSHI 75CE	KOSHI 60CE	KOSHI 36CE R
					KOSHI 12T	KOSHI 75T	KOSHI 60T	KOSHI 36T R



				KOSHI 36CE	KOSHI 45CE	KOSHI 30CE	MK.KOSHI 30CE
				KOSHI 36T	KOSHI 45T	KOSHI 30T	MK.KOSHI 30T




W



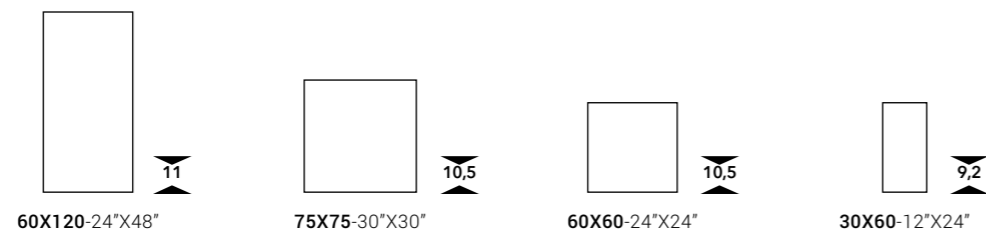
G




DG



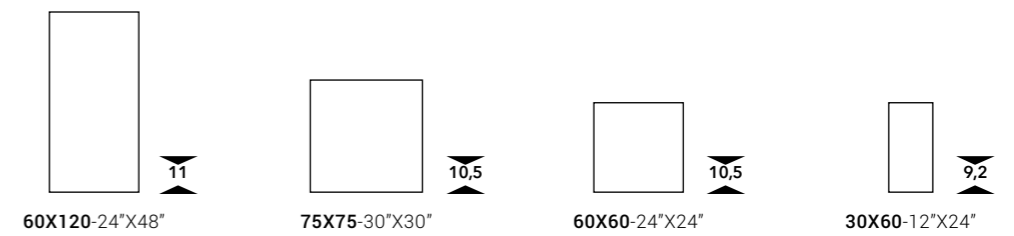
N




			KOSHI 12W	KOSHI 75W	KOSHI 60W	KOSHI 36W R
			KOSHI 12G	KOSHI 75G	KOSHI 60G	KOSHI 36G R



			KOSHI 36W	KOSHI 45W	KOSHI 30W	MK.KOSHI 30W
			KOSHI 36G	KOSHI 45G	KOSHI 30G	MK.KOSHI 30G



			KOSHI 12DG	KOSHI 75DG	KOSHI 60DG	KOSHI 36DG R
			KOSHI 12N	KOSHI 75N	KOSHI 60N	KOSHI 36N R



			KOSHI 36DG	KOSHI 45DG	KOSHI 30DG	MK.KOSHI 30DG
			KOSHI 36N	KOSHI 45N	KOSHI 30N	MK.KOSHI 30N



KOSHI A1
60X60-24"X24" △



KOSHI B1
60X60-24"X24" △



KOSHI DG1
60X60-24"X24" △



KOSHI N1
60X60-24"X24" △




MU.KOSHI 36A
30X60-12"X24" △



MU.KOSHI 36B
30X60-12"X24" △



MU.KOSHI 36DG
30X60-12"X24" △




MU.KOSHI 36N
30X60-12"X24" △



KOSHI CE1
60X60-24"X24" △




KOSHI T1
60X60-24"X24" △




MU.KOSHI 36CE
30X60-12"X24" △



MU.KOSHI 36T
30X60-12"X24" △



KOSHI W1
60X60-24"X24" △



KOSHI G1
60X60-24"X24" △



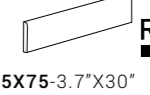
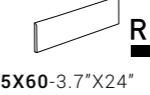
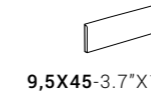
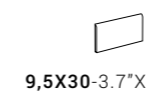
MU.KOSHI 36W
30X60-12"X24" △



MU.KOSHI 36G
30X60-12"X24" △

PEZZI SPECIALI

SPECIAL PIECES / PIÈCES SPÉCIALES / SONDERPREISE / PIEZAS ESPECIALES / СПЕЦИАЛЬНЫЕ ЭЛЕМЕНТЫ / 特制件



	9,5X30-3.7"X12" △	9,5X45-3.7"X18" △	9,5X60-3.7"X24" △	9,5X75-3.7"X30" △	30X60-12"X24" △
A	KOSHI BT 30A	KOSHI BT 45A	KOSHI BT 60A	KOSHI BT75A	KOSHI S60A
B	KOSHI BT 30B	KOSHI BT 45B	KOSHI BT 60B	KOSHI BT75B	KOSHI S60B
CE	KOSHI BT 30CE	KOSHI BT 45CE	KOSHI BT 60CE	KOSHI BT75CE	KOSHI S60CE
T	KOSHI BT 30T	KOSHI BT 45T	KOSHI BT 60T	KOSHI BT75T	KOSHI S60T
W	KOSHI BT 30W	KOSHI BT 45W	KOSHI BT 60W	KOSHI BT75W	KOSHI S60W
G	KOSHI BT 30G	KOSHI BT 45G	KOSHI BT 60G	KOSHI BT75G	KOSHI S60G
DG	KOSHI BT 30DG	KOSHI BT 45DG	KOSHI BT 60DG	KOSHI BT75DG	KOSHI S60DG
N	KOSHI BT 30N	KOSHI BT 45N	KOSHI BT 60N	KOSHI BT75N	KOSHI S60N

CARATTERISTICHE TECNICHE SPECIFICHE

TECHNICAL FEATURES SPECIFICATIONS / CARACTÉRISTIQUES TECHNIQUES SPÉCIFIQUE / TECHNISCHE EIGENSCHAFTEN
CARACTERÍSTICAS TÉCNICAS ESPECÍFICAS / ТРЕБУЕМЫЕ ТЕХНИЧЕСКИЕ ХАРАКТЕРИСТИКИ / 特殊技术规格

KOSHI	DIN 51130 (R)	DIN 51097 (A+B+C)	BCR REP. CEC 6/81		DM 14/6/89 N. 236		PENDULUM TEST BS (INGLESE)	PENDULUM TEST AS/NZS 4856:2004 (AUSTRALIANO)	PENDULUM TEST UNE ENV 12633:2003 (SPAGNOLO)	BOT 3000 (DCOF)
	R9	A	G.A.	G.B.	C.A.	G.B.	-	-	-	AVERAGE VALUE
	R9	A	>0.4	>0.4	>0.4	>0.4	-	-	-	>0,42

Antares



GRES PORCELLANATO


PORCELAIN TILE / GRÈS CÉRAMÉ / FEINSTEINZEUG
GRES PORCELÁNICO / КЕРАМОГРАНИТ / 瓷质砖

ISO 13006 - G - Bla GL (E ≤ 0,5%) UNI EN 14411 - G




FORMATI

SIZES / FORMATS / FORMATE / FORMATOS / ФОРМАТЫ / 规格



40X60
16"X24"



50X50
20"X20"

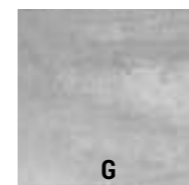
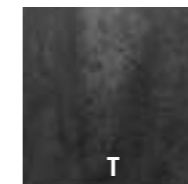
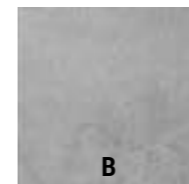
SUPERFICI

SURFACES / SURFACES / OBERFLÄCHEN / SUPERFICIES / ПОВЕРХНОСТИ / 表面



COLORI

COLOURS / COULEURS / FARBEN / COLORES / ЦВЕТА / 颜色





B



T



G



N



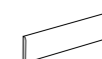
ANTARES 46B	ANTARES 50B	MK.ANTARES 30B	MK.ANTARES 25B
ANTARES 46T	ANTARES 50T	MK.ANTARES 30T	MK.ANTARES 25T
ANTARES 46G	ANTARES 50G	MK.ANTARES 30G	MK.ANTARES 25G
ANTARES 46N	ANTARES 50N	MK.ANTARES 30N	MK.ANTARES 25N



L.ANTARES 2
4X50-1.6"X20"

PEZZI SPECIALI

SPECIAL PIECES / PIÈCES SPÉCIALES / SONDERPREISE / PIEZAS ESPECIALES / СПЕЦИАЛЬНЫЕ ЭЛЕМЕНТЫ / 特制件



9,5X50-3.7"X20" △


	ANTARES BT 50B
	ANTARES BT 50T
	ANTARES BT 50G
	ANTARES BT 50N

CARATTERISTICHE TECNICHE SPECIFICHE

TECHNICAL FEATURES SPECIFICATIONS / CARACTÉRISTIQUES TECHNIQUES SPÉCIFIQUE / TECHNISCHE EIGENSCHAFTEN
CARACTERÍSTICAS TÉCNICAS ESPECÍFICAS / ТРЕБУЕМЫЕ ТЕХНИЧЕСКИЕ ХАРАКТЕРИСТИКИ / 特殊技术规格

ANTARES	DIN 51130 (R)	DIN 51097 (A+B+C)	BCR REP. CEC 6/81		DM 14/6/89 N. 236		PENDULUM TEST BS (INGLESE)	PENDULUM TEST AS/NZS 4856:2004 (AUSTRALIANO)	PENDULUM TEST UNE ENV 12633:2003 (SPAGNOLO)	BOT 3000 (DCOF)
			G.A.	G.B.	C.A.	G.B.				
	R9	A	-	-	-	-	-	-	-	-

#Wall



wall

- 330 Bubble
- 338 Slash
- 346 Let It Bee
- 354 Kiko
- 360 Cento Per Cento
- 368 Pop
- 374 Genus
- 378 Nuance
- 384 Shades
- 388 Stoncrete
- 396 Mash-Up
- 400 Re_Colour

Bubble



BICOTTURA DA RIVESTIMENTO


DOUBLE-FIRED WALL TILE / DOUBLE CUISSON POUR REVÊTEMENT / ZWEIBRAND FÜR VERKLEIDUNG
DOBLE COCCIÓN DE REVESTIMIENTO / ПЛИТКА ДВОЙНОГО ОБЖИГА ДЛЯ ОБЛИЦОВКИ СТЕН / 墙面二次烧制砖

ISO 13006 - G - BIII GL (E ≥ 10%) UNI EN 14411 - L



FORMATI

SIZES / FORMATS / FORMATE / FORMATOS / ФОРМАТЫ / 规格



7,5X30
3"X12"

SUPERFICI

SURFACES / SURFACES / OBERFLÄCHEN / SUPERFICIES / ПОВЕРХНОСТИ / 表面



ST N

ST N

COLORI

COLOURS / COULEURS / FARBEN / COLORES / ЦВЕТА / 颜色



N

R



EC

W

Bubble



BBBLTU 73W - BBBL 73W
WRVR 3012BS RM



BBBLTU 73N - BBBLTU 73W - BBBL DK 73PT
WRVR 3012BS RM

Bubble




BBBLTU 73W - BBBLTU 73R
 BBB DK W108 - BBBL DK 73AU
 WRVR 3012BS RM




BBBLTU 73EC - BBBL 73EC - BBB DK EC8

ST N




BBBLTU 73N
7,5X30-3"X12"




BBBL 73N
7,5X30-3"X12"




BBBLTU 73R
7,5X30-3"X12"




BBBL 73R
7,5X30-3"X12"




BBBLTU 73EC
7,5X30-3"X12"



BBBL 73EC
7,5X30-3"X12"




BBBLTU 73W
7,5X30-3"X12"



BBBL 73W
7,5X30-3"X12"




BBBL DK 73AU
7,5X30-3"X12"



BBBL DK 73PT
7,5X30-3"X12"



BBB DK EC8
30x60 - 12"x24"



BBB DK N8
30x60 - 12"x24"



BBB DK W108
90x270 - 36"x 107"



BBB DK MR W16
60x60 - 24"x24"



BBB DK MRS W16
60x60 - 24"x24"

Slash



BICOTTURA DA RIVESTIMENTO

DOUBLE-FIRED WALL TILE / DOUBLE CUISSON POUR REVÊTEMENT / ZWEIBRAND FÜR VERKLEIDUNG
DOBLE COCCIÓN DE REVESTIMIENTO / ПЛИТКА ДВОЙНОГО ОБЖИГА ДЛЯ ОБЛИЦОВКИ СТЕН / 墙面二次烧制砖

ISO 13006 - G - BIII GL (E ≥ 10%) UNI EN 14411 - L



FORMATI


SIZES / FORMATS / FORMATE / FORMATOS / ФОРМАТЫ / 规格



7,5X30
3"X12"

SUPERFICI

SURFACES / SURFACES / OBERFLÄCHEN / SUPERFICIES / ПОВЕРХНОСТИ / 表面




ST N

ST N

COLORI

COLOURS / COULEURS / FARBEN / COLORES / ЦВЕТА / 颜色



Slash



Slash



SLSH 73W - SLSH1 73W

sparkle

still



R

TQ

MV

Y

W

EC

GB

CZ


SV




SLSH DK 73R
7,5x30-3"x12" △



SLSH DK 73TQ
7,5x30-3"x12" △



SLSH DK 73MV
7,5x30-3"x12" △



SLSH DK 73Y
7,5x30-3"x12" △

7,5x30 - 3"x12"

7,5x30 - 3"x12"

R	SLSH 73R	SLSH1 73R
TQ	SLSH 73TQ	SLSH1 73TQ
MV	SLSH 73MV	SLSH1 73MV
Y	SLSH 73Y	SLSH1 73Y
W	SLSH 73W	SLSH1 73W

7,5x30 - 3"x12"

7,5x30 - 3"x12"

W	SLSH 73W	SLSH1 73W
EC	SLSH 73EC	SLSH1 73EC
GB	SLSH 73GB	SLSH1 73GB
CZ	SLSH 73CZ	SLSH1 73CZ
SV	SLSH 73SV	SLSH1 73SV

Let It Bee



BICOTTURA DA RIVESTIMENTO


DOUBLE-FIRED WALL TILE / DOUBLE CUISSON POUR REVÊTEMENT / ZWEIBRAND FÜR VERKLEIDUNG
DOBLE COCCIÓN DE REVESTIMIENTO / ПЛИТКА ДВОЙНОГО ОБЖИГА ДЛЯ ОБЛИЦОВКИ СТЕН / 墙面二次烧制砖

ISO 13006 - G - BIII GL (E ≥ 10%) UNI EN 14411 - L



FORMATI

SIZES / FORMATS / FORMATE / FORMATOS / ФОРМАТЫ / 规格



12X18
4.7"X7"

SUPERFICI

SURFACES / SURFACES / OBERFLÄCHEN / SUPERFICIES / ПОВЕРХНОСТИ / 表面



COLORI

COLOURS / COULEURS / FARBEN / COLORES / ЦВЕТА / 颜色



MT



I



Y



V



W

Let It Bee



LETITBEE Y - LETITBEE1 Y
WVNT 3012BS RM



LETITBEE V - LETITBEE1 V
WVNT 3012A RM

Let It Bee





LETITBEE I
12X18-4.7"X7"



LETITBEE1 I
12X18-4.7"X7"




LETITBEE MT
12X18-4.7"X7"



LETITBEE1 MT
12X18-4.7"X7"



LETITBEE W
12X18-4.7"X7"



LETITBEE1 W
12X18-4.7"X7"




LETITBEE V
12X18-4.7"X7"




LETITBEE1 V
12X18-4.7"X7"



LETITBEE Y
12X18-4.7"X7"



LETITBEE1 Y
12X18-4.7"X7"



LETITBEE DKW150
120x270 - 48"X107"



Kiko



BICOTTURA DA RIVESTIMENTO

DOUBLE-FIRED WALL TILE / DOUBLE CUISSON POUR REVÊTEMENT / ZWEIBRAND FÜR VERKLEIDUNG
 DOBLE COCCIÓN DE REVESTIMIENTO / ПЛИТКА ДВОЙНОГО ОБЖИГА ДЛЯ ОБЛИЦОВКИ СТЕН / 墙面二次烧制砖

ISO 13006 - G - BIII GL (E ≥ 10%) UNI EN 14411 - L



FORMATI


SIZES / FORMATS / FORMATE / FORMATOS / ФОРМАТЫ / 规格



12X18
4.7"X7"

SUPERFICI

SURFACES / SURFACES / OBERFLÄCHEN / SUPERFICIES / ПОВЕРХНОСТИ / 表面




LI N ○

ST N ○


ST N ⊗

COLORI

COLOURS / COULEURS / FARBEN / COLORES / ЦВЕТА / 颜色




LI N O




KIKOFLAT W
12X18-4.7"X7"

ST N O



KIKO W
12X18-4.7"X7"




KIKO N
12X18-4.7"X7"

ST N



KIKODEC W
12X18-4.7"X7"

ST N



KIKOMIX WN MIX
12X18-4.7"X7"

LI N O




KIKOFLAT G
12X18-4.7"X7"


ST N O



KIKO G
12X18-4.7"X7"



KIKO SF
12X18-4.7"X7"



KIKO OT
12X18-4.7"X7"

ST N



KIKODEC G
12X18-4.7"X7"

ST N



KIKOACT OTT MIX
12X18-4.7"X7"


Kiko

LI N ○



KIKOFLAT B
12X18-4.7"X7"

ST N ⊗




KIKOTEX BT MIX △
12X18-4.7"X7"


ST N ○



KIKO B
12X18-4.7"X7"



KIKO O
12X18-4.7"X7"



KIKO T
12X18-4.7"X7"

ST N ⊗



KIKODEC B
12X18-4.7"X7"

ST N ⊗



KIKOACT OT MIX △
12X18-4.7"X7"



KIKO B - KIKOTEX BT MIX

Cento Per Cento



BICOTTURA DA RIVESTIMENTO


DOUBLE-FIRED WALL TILE / DOUBLE CUISSON POUR REVÊTEMENT / ZWEIBRAND FÜR VERKLEIDUNG
DOBLE COCCIÓN DE REVESTIMIENTO / ПЛИТКА ДВОЙНОГО ОБЖИГА ДЛЯ ОБЛИЦОВКИ СТЕН / 墙面二次烧制砖

ISO 13006 - G - BIII GL (E ≥ 10%) UNI EN 14411 - L



FORMATI

SIZES / FORMATS / FORMATE / FORMATOS / ФОРМАТЫ / 规格



12X18
4.7"X7"

SUPERFICI

SURFACES / SURFACES / OBERFLÄCHEN / SUPERFICIES / ПОВЕРХНОСТИ / 表面




ST N

ST N

COLORI

COLOURS / COULEURS / FARBEN / COLORES / ЦВЕТА / 颜色



Cento Per Cento

ST N




CENTO A
12X18-4.7"X7"



CACAO A
12X18-4.7"X7"




CENTO H
12X18-4.7"X7"



CACAO H
12X18-4.7"X7"




CENTO TO
12X18-4.7"X7"



CACAO TO
12X18-4.7"X7"



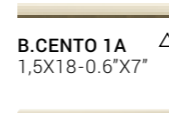
CENTO T
12X18-4.7"X7"



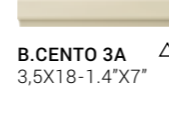
CACAO T
12X18-4.7"X7"



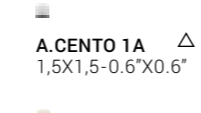
LBN CENTO A △
1,2X12-0.5"X4.7"



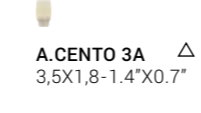
B.CENTO 1A △
1,5X18-0.6"X7"



B.CENTO 3A △
3,5X18-1.4"X7"



A.CENTO 1A △
1,5X1,5-0.6"X0.6"



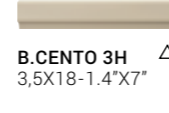
A.CENTO 3A △
3,5X1,8-1.4"X0.7"



LBN CENTO H △
1,2X12-0.5"X4.7"



B.CENTO 1H △
1,5X18-0.6"X7"



B.CENTO 3H △
3,5X18-1.4"X7"



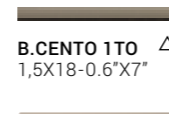
A.CENTO 1H △
1,5X1,5-0.6"X0.6"



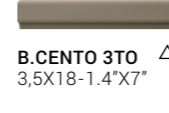
A.CENTO 3H △
3,5X1,8-1.4"X0.7"



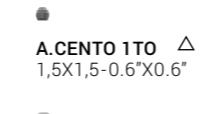
LBN CENTO TO △
1,2X12-0.5"X4.7"



B.CENTO 1TO △
1,5X18-0.6"X7"



B.CENTO 3TO △
3,5X18-1.4"X7"



A.CENTO 1TO △
1,5X1,5-0.6"X0.6"



A.CENTO 3TO △
3,5X1,8-1.4"X0.7"



LBN CENTO T △
1,2X12-0.5"X4.7"



B.CENTO 1T △
1,5X18-0.6"X7"



B.CENTO 3T △
3,5X18-1.4"X7"



A.CENTO 1T △
1,5X1,5-0.6"X0.6"



A.CENTO 3T △
3,5X1,8-1.4"X0.7"

ST N



CENTO MATT A
12X18-4.7"X7"



CACAO MATT A
12X18-4.7"X7"




CENTO MATT H
12X18-4.7"X7"



CACAO MATT H
12X18-4.7"X7"



CENTO MATT TO
12X18-4.7"X7"

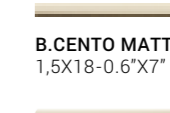


CACAO MATT TO
12X18-4.7"X7"

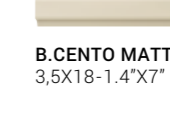
Cento Per Cento



LBN CENTOMATT A △
1,2X12-0.5"X4.7"



B.CENTO MATT 1A △
1,5X18-0.6"X7"



B.CENTO MATT 3A △
3,5X18-1.4"X7"



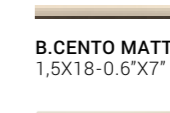
A.CENTO MATT 1A △
1,5X1,5-0.6"X0.6"



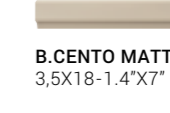
A.CENTO MATT 3A △
3,5X1,8-1.4"X0.7"



LBN CENTOMATT H △
1,2X12-0.5"X4.7"



B.CENTO MATT 1H △
1,5X18-0.6"X7"



B.CENTO MATT 3H △
3,5X18-1.4"X7"



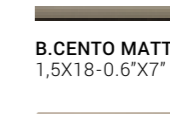
A.CENTO MATT 1H △
1,5X1,5-0.6"X0.6"



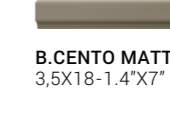
A.CENTO MATT 3H △
3,5X1,8-1.4"X0.7"



LBN CENTOMATT TO △
1,2X12-0.5"X4.7"



B.CENTO MATT1TO △
1,5X18-0.6"X7"



B.CENTO MATT3TO △
3,5X18-1.4"X7"



A.CENTO MATT1TO △
1,5X1,5-0.6"X0.6"



A.CENTO MATT3TO △
3,5X1,8-1.4"X0.7"

Cento Per Cento

ST N



CENTO W
12X18-4.7"X7"



CACAO W
12X18-4.7"X7"




CENTO G
12X18-4.7"X7"



CACAO G
12X18-4.7"X7"




CENTO DG
12X18-4.7"X7"



CACAO DG
12X18-4.7"X7"



CENTO SF
12X18-4.7"X7"



CACAO SF
12X18-4.7"X7"



LBN CENTO W △
1,2X12-0.5"X4.7"

B.CENTO 1W △
1,5X18-0.6"X7"

B.CENTO 3W △
3,5X18-1.4"X7"

A.CENTO 1W △
1,5X1,5-0.6"X0.6"

A.CENTO 3W △
3,5X1,8-1.4"X0.7"



LBN CENTO G △
1,2X12-0.5"X4.7"

B.CENTO 1G △
1,5X18-0.6"X7"

B.CENTO 3G △
3,5X18-1.4"X7"

A.CENTO 1G △
1,5X1,5-0.6"X0.6"

A.CENTO 3G △
3,5X1,8-1.4"X0.7"



LBN CENTO DG △
1,2X12-0.5"X4.7"

B.CENTO 1DG △
1,5X18-0.6"X7"

B.CENTO 3DG △
3,5X18-1.4"X7"

A.CENTO 1DG △
1,5X1,5-0.6"X0.6"

A.CENTO 3DG △
3,5X1,8-1.4"X0.7"



LBN CENTO SF △
1,2X12-0.5"X4.7"

B.CENTO 1SF △
1,5X18-0.6"X7"

B.CENTO 3SF △
3,5X18-1.4"X7"

A.CENTO 1SF △
1,5X1,5-0.6"X0.6"

A.CENTO 3SF △
3,5X1,8-1.4"X0.7"

ST N



CENTO MATT W
12X18-4.7"X7"



CACAO MATT W
12X18-4.7"X7"




CENTO MATT G
12X18-4.7"X7"



CACAO MATT G
12X18-4.7"X7"




CENTO MATT DG
12X18-4.7"X7"



CACAO MATT DG
12X18-4.7"X7"



CENTO MATT SF
12X18-4.7"X7"



CACAO MATT SF
12X18-4.7"X7"

Cento Per Cento



LBN CENTOMATT W △
1,2X12-0.5"X4.7"

B.CENTO MATT 1W △
1,5X18-0.6"X7"

B.CENTO MATT 3W △
3,5X18-1.4"X7"

A.CENTO MATT 1W △
1,5X1,5-0.6"X0.6"

A.CENTO MATT 3W △
3,5X1,8-1.4"X0.7"



LBN CENTOMATT G △
1,2X12-0.5"X4.7"

B.CENTO MATT 1G △
1,5X18-0.6"X7"

B.CENTO MATT 3G △
3,5X18-1.4"X7"

A.CENTO MATT 1G △
1,5X1,5-0.6"X0.6"

A.CENTO MATT 3G △
3,5X1,8-1.4"X0.7"



LBN CENTOMATTDG △
1,2X12-0.5"X4.7"

B.CENTO MATT1DG △
1,5X18-0.6"X7"

B.CENTO MATT3DG △
3,5X18-1.4"X7"

A.CENTO MATT1DG △
1,5X1,5-0.6"X0.6"

A.CENTO MATT3DG △
3,5X1,8-1.4"X0.7"



LBN CENTOMATTSF △
1,2X12-0.5"X4.7"

B.CENTO MATT1SF △
1,5X18-0.6"X7"

B.CENTO MATT3SF △
3,5X18-1.4"X7"

A.CENTO MATT1SF △
1,5X1,5-0.6"X0.6"

A.CENTO MATT3SF △
3,5X1,8-1.4"X0.7"

Cento Per Cento

ST N




CENTO Y
12X18-4.7"X7"



CACAO Y
12X18-4.7"X7"



CENTO VA
12X18-4.7"X7"



CACAO VA
12X18-4.7"X7"



LBN CENTO Y △
1,2X12-0.5"X4.7"



B.CENTO 1Y △
1,5X18-0.6"X7"




B.CENTO 3Y △
3,5X18-1.4"X7"



A.CENTO 1Y △
1,5X1,5-0.6"X0.6"



A.CENTO 3Y △
3,5X1,8-1.4"X0.7"



LBN CENTO VA △
1,2X12-0.5"X4.7"



B.CENTO 1VA △
1,5X18-0.6"X7"



B.CENTO 3VA △
3,5X18-1.4"X7"



A.CENTO 1VA △
1,5X1,5-0.6"X0.6"



A.CENTO 3VA △
3,5X1,8-1.4"X0.7"



CACAO VA - CENTO VA

Pop



BICOTTURA DA RIVESTIMENTO

DOUBLE-FIRED WALL TILE / DOUBLE CUISSON POUR REVÊTEMENT / ZWEIBRAND FÜR VERKLEIDUNG
DOBLE COCCIÓN DE REVESTIMIENTO / ПЛИТКА ДВОЙНОГО ОБЖИГА ДЛЯ ОБЛИЦОВКИ СТЕН / 墙面二次烧制砖

ISO 13006 - G - BIII GL (E ≥ 10%) UNI EN 14411 - L



FORMATI

SIZES / FORMATS / FORMATE / FORMATOS / ФОРМАТЫ / 规格



12,5X33,3
4.9"X13.1"

SUPERFICI

SURFACES / SURFACES / OBERFLÄCHEN / SUPERFICIES / ПОВЕРХНОСТИ / 表面



ST N

COLORI

COLOURS / COULEURS / FARBEN / COLORES / ЦВЕТА / 颜色



Pop

ST N



POP B
12,5X33,3-4.9"X13.1"



B.POP B
3X33,3-1.8"X13.1" △



COOL B
12,5X33,3-4.9"X13.1"



SPLASH B1
12,5X33,3-4.9"X13.1" △



POP J
12,5X33,3-4.9"X13.1"



B.POP J
3X33,3-1.8"X13.1" △



COOL J
12,5X33,3-4.9"X13.1"



SPLASH J1
12,5X33,3-4.9"X13.1" △



POP O
12,5X33,3-4.9"X13.1"



B.POP O
3X33,3-1.8"X13.1" △



COOL O
12,5X33,3-4.9"X13.1"



SPLASH O1
12,5X33,3-4.9"X13.1" △

ST N



POP DM
12,5X33,3-4.9"X13.1"



B.POP DM
3X33,3-1.8"X13.1" △



COOL DM
12,5X33,3-4.9"X13.1"




SPLASH DM1
12,5X33,3-4.9"X13.1" △



POP R
12,5X33,3-4.9"X13.1"



B.POP R
3X33,3-1.8"X13.1" △



COOL R
12,5X33,3-4.9"X13.1"



SPLASH R1
12,5X33,3-4.9"X13.1" △



CARTOON 1 MIX
12,5X33,3-4.9"X13.1" △



CARTOON 2 MIX
12,5X33,3-4.9"X13.1" △

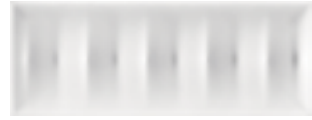
ST N



POP W
12,5X33,3-4.9"X13.1"



B.POP W
3X33,3-1.8"X13.1" △



COOL W
12,5X33,3-4.9"X13.1"



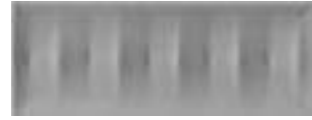


SPLASH W1
12,5X33,3-4.9"X13.1" △




POP G
12,5X33,3-4.9"X13.1"



B.POP G
3X33,3-1.8"X13.1" △



COOL G
12,5X33,3-4.9"X13.1"





SPLASH G1
12,5X33,3-4.9"X13.1" △



POP N
12,5X33,3-4.9"X13.1"



B.POP N
3X33,3-1.8"X13.1" △



COOL N
12,5X33,3-4.9"X13.1"



SPLASH N1
12,5X33,3-4.9"X13.1" △


ST N



POP V
12,5X33,3-4.9"X13.1"



B.POP V
3X33,3-1.8"X13.1" △



COOL V
12,5X33,3-4.9"X13.1"



SPLASH V1
12,5X33,3-4.9"X13.1" △



POP F
12,5X33,3-4.9"X13.1"



B.POP F
3X33,3-1.8"X13.1" △



COOL F
12,5X33,3-4.9"X13.1"



SPLASH F1
12,5X33,3-4.9"X13.1" △



WOW 1
12,5X33,3-4.9"X13.1" △



WOW 2
12,5X33,3-4.9"X13.1" △



WOW 3
12,5X33,3-4.9"X13.1" △



WOW 4
12,5X33,3-4.9"X13.1" △



WOW 5
12,5X33,3-4.9"X13.1" △



WOW 6
12,5X33,3-4.9"X13.1" △



WOW 7
12,5X33,3-4.9"X13.1" △



WOW 8
12,5X33,3-4.9"X13.1" △

Genus



BICOTTURA DA RIVESTIMENTO


DOUBLE-FIRED WALL TILE / DOUBLE CUISSON POUR REVÊTEMENT / ZWEIBRAND FÜR VERKLEIDUNG
DOBLE COCCIÓN DE REVESTIMIENTO / ПЛИТКА ДВОЙНОГО ОБЖИГА ДЛЯ ОБЛИЦОВКИ СТЕН / 墙面二次烧制砖

ISO 13006 - G - BIII GL (E ≥ 10%) UNI EN 14411 - L



FORMATI

SIZES / FORMATS / FORMATE / FORMATOS / ФОРМАТЫ / 规格



25X75
10"X30"


SUPERFICI

SURFACES / SURFACES / OBERFLÄCHEN / SUPERFICIES / ПОВЕРХНОСТИ / 表面



COLORI

COLOURS / COULEURS / FARBEN / COLORES / ЦВЕТА / 颜色




B

W



N

ST N



GNS 27B RM
25X75-10"X30"



GNS1 27B RM
25X75-10"X30"



GNS2 27B RM
25X75-10"X30"



GNS DK 27B RM
25X75-10"X30" △



GNS1 DK 27B RM
25X75-10"X30" △



GNS2 DK 27B RM
25X75-10"X30" △

ST N



GNS 27W RM
25X75-10"X30"



GNS1 27W RM
25X75-10"X30"



GNS2 27W RM
25X75-10"X30"



GNS DK 27W RM
25X75-10"X30" △



GNS1 DK 27W RM
25X75-10"X30" △



GNS2 DK 27W RM
25X75-10"X30" △


ST N




GNS 27N RM
25X75-10"X30"



GNS1 27N RM
25X75-10"X30"




GNS2 27N RM
25X75-10"X30"



GNS DK 27N RM
25X75-10"X30" △



GNS1 DK 27N RM
25X75-10"X30" △



GNS2 DK 27N RM
25X75-10"X30" △

Nuance



BICOTTURA DA RIVESTIMENTO

DOUBLE-FIRED WALL TILE / DOUBLE CUISSON POUR REVÊTEMENT / ZWEIBRAND FÜR VERKLEIDUNG
DOBLE COCCIÓN DE REVESTIMIENTO / ПЛИТКА ДВОЙНОГО ОБЖИГА ДЛЯ ОБЛИЦОВКИ СТЕН / 墙面二次烧制砖

ISO 13006 - G - BIII GL (E ≥ 10%) UNI EN 14411 - L



FORMATI

SIZES / FORMATS / FORMATE / FORMATOS / ФОРМАТЫ / 规格



25X75
10"X30"


SUPERFICI

SURFACES / SURFACES / OBERFLÄCHEN / SUPERFICIES / ПОВЕРХНОСТИ / 表面



COLORI

COLOURS / COULEURS / FARBEN / COLORES / ЦВЕТА / 颜色





NUANCE A
25X75-10"X30"



NUANCE 1 A
25X75-10"X30"



B.NUANCE 1A
1,5X75-0.6"X30" △



NUANCE 3 A
25X75-10"X30"



B.NUANCE 2A
2,5X75-1"X30" △



NUANCE TO
25X75-10"X30"



NUANCE 1 TO
25X75-10"X30"



B.NUANCE 1TO
1,5X75-0.6"X30" △



NUANCE 3 TO
25X75-10"X30"



B.NUANCE 2TO
2,5X75-1"X30" △



NUANCE B
25X75-10"X30"



NUANCE 1 B
25X75-10"X30"



B.NUANCE 1B
1,5X75-0.6"X30" △



NUANCE 3 B
25X75-10"X30"



B.NUANCE 2B
2,5X75-1"X30" △



BROCCATO1 B1
25X75-10"X30" △



BROCCATO B1
25X75-10"X30" △



B.BROCCATO 5B △
5X25-2"X10"



B.BROCCATO 8B △
8X25-3.1"X10"



DOILY1 BTO1
25X75-10"X30" △



DOILY BTO1
25X75-10"X30" △



Z.BROCCATO B △
15X25-6"X10"



B.DOILY BTO
2,5X75-1"X30" △



L.DOILY BTO
4,5X75-1.8"X30" △

Naunce

ST N

NUANCE W
25X75-10"X30"

B.NUANCE 1W
1,5X75-0.6"X30"

B.NUANCE 2W
2,5X75-1"X30"

NUANCE 1 W
25X75-10"X30"



NUANCE 3 W
25X75-10"X30"




DAFNE W4
25X25-10"X10"



NUANCE G
25X75-10"X30"

B.NUANCE 1G
1,5X75-0.6"X30"

B.NUANCE 2G
2,5X75-1"X30"



NUANCE 1 G
25X75-10"X30"



NUANCE 3 G
25X75-10"X30"



NUANCE DG
25X75-10"X30"

B.NUANCE 1DG
1,5X75-0.6"X30"

B.NUANCE 2DG
2,5X75-1"X30"



NUANCE 1 DG
25X75-10"X30"



NUANCE 3 DG
25X75-10"X30"



NUANCE 1 G

Wall

Shades



BICOTTURA DA RIVESTIMENTO

DOUBLE-FIRED WALL TILE / DOUBLE CUISSON POUR REVÊTEMENT / ZWEIBRAND FÜR VERKLEIDUNG
 DOBLE COCCIÓN DE REVESTIMIENTO / ПЛИТКА ДВОЙНОГО ОБЖИГА ДЛЯ ОБЛИЦОВКИ СТЕН / 墙面二次烧制砖

ISO 13006 - G - BIII GL (E ≥ 10%) UNI EN 14411 - L



FORMATI

SIZES / FORMATS / FORMATE / FORMATOS / ФОРМАТЫ / 规格



20X60
8"x24"


SUPERFICI

SURFACES / SURFACES / OBERFLÄCHEN / SUPERFICIES / ПОВЕРХНОСТИ / 表面



COLORI

COLOURS / COULEURS / FARBEN / COLORES / ЦВЕТА / 颜色





SHADES W
20X60-8"X24"



SHADES B
20X60-8"X24"



MK.SHADES 30W
30X30-12"X12"




MK.SHADES 30B
30X30-12"X12"




SHADES W
20X60-8"X24"



SHADES SF
20X60-8"X24"



MK.SHADES 30W
30X30-12"X12"



MK.SHADES 30SF
30X30-12"X12"



SHADES Y
20X60-8"X24"



SHADES O
20X60-8"X24"



SHADES R
20X60-8"X24"



SHADES DL
20X60-8"X24"



SHADES OT
20X60-8"X24"



SHADES F
20X60-8"X24"




MK.SHADES 30Y
30X30-12"X12"



MK.SHADES 30O
30X30-12"X12"



MK.SHADES 30R
30X30-12"X12"



MK.SHADES 30DL
30X30-12"X12"



MK.SHADES 30OT
30X30-12"X12"



MK.SHADES 30F
30X30-12"X12"



MK.SHADES 1 MIX
30X30-12"X12"



MK.SHADES 2 MIX
30X30-12"X12"



FLOWERS SUN MIX
20X60-8"X24" △



PATCH SUN MIX
20X60-8"X24" △



STRIPES SUN MIX
20X60-8"X24" △



FLOWERS SEA MIX
20X60-8"X24" △



PATCH SEA MIX
20X60-8"X24" △



STRIPES SEA MIX
20X60-8"X24" △

Stoncrete



BICOTTURA DA RIVESTIMENTO

DOUBLE-FIRED WALL TILE / DOUBLE CUISSON POUR REVÊTEMENT / ZWEIBRAND FÜR VERKLEIDUNG
DOBLE COCCIÓN DE REVESTIMIENTO / ПЛИТКА ДВОЙНОГО ОБЖИГА ДЛЯ ОБЛИЦОВКИ СТЕН / 墙面二次烧制砖

ISO 13006 - G - BIII GL (E ≥ 10%) UNI EN 14411 - L



FORMATI


SIZES / FORMATS / FORMATE / FORMATOS / ФОРМАТЫ / 规格



30X60
12"X24"

SUPERFICI

SURFACES / SURFACES / OBERFLÄCHEN / SUPERFICIES / ПОВЕРХНОСТИ / 表面



ST N ○

ST N ○

ST N ○

COLORI

COLOURS / COULEURS / FARBEN / COLORES / ЦВЕТА / 颜色







ST N ○



STCRWA 36CG RM
30X60-12"X24"



STCRWA 36AG RM
30X60-12"X24"

ST N ○



STCRWA 36G RM
30X60-12"X24"



STCRWA 36DG RM
30X60-12"X24"



STCRWA1 36CG RM
30X60-12"X24"



STCRWA1 36AG RM
30X60-12"X24"



STCRWA1 36G RM
30X60-12"X24"



STCRWA1 36DG RM
30X60-12"X24"



STCRWA2 36CG RM
30X60-12"X24"



STCRWA2 36AG RM
30X60-12"X24"



STCRWA2 36G RM
30X60-12"X24"



STCRWA2 36DG RM
30X60-12"X24"

Mash-Up



BICOTTURA DA RIVESTIMENTO

DOUBLE-FIRED WALL TILE / DOUBLE CUISSON POUR REVÊTEMENT / ZWEIBRAND FÜR VERKLEIDUNG
DOBLE COCCIÓN DE REVESTIMIENTO / ПЛИТКА ДВОЙНОГО ОБЖИГА ДЛЯ ОБЛИЦОВКИ СТЕН / 墙面二次烧制砖

ISO 13006 - G - BIII GL (E ≥ 10%) UNI EN 14411 - L



FORMATI

SIZES / FORMATS / FORMATE / FORMATOS / ФОРМАТЫ / 规格



30X60
12"X24"

SUPERFICI

SURFACES / SURFACES / OBERFLÄCHEN / SUPERFICIES / ПОВЕРХНОСТИ / 表面




COLORI

COLOURS / COULEURS / FARBEN / COLORES / ЦВЕТА / 颜色


A

W




MASH-LINE 36A
30X60-12"X24"

MASH-UP 36A
30X60-12"X24"




MASH-UP 2 36
30X60-12"X24"



MASH-UP 5 36
30X60-12"X24"




MASH-UP 3 36
30X60-12"X24"



MASH-LINE 36W
30X60-12"X24"

MASH-UP 36W
30X60-12"X24"



MASH-UP 1 36
30X60-12"X24"



MASH-UP 4 36
30X60-12"X24"



JUNGLE 2
30X60-12"X24"



B.MASH-UP
0,5X60-0.2"X24"



MASH-UP 36A
30X60-12"X24"

B.MASH-UP 60A
2X60-0.8"X24"

MASH-UP 36W
30X60-12"X24"

MASH-BRICK 36W
30X60-12"X24"

B.MASH-UP 60W
2X60-0.8"X24"



CHICK RED 2
30X60-12"X24"



MASH-WAVE 36A
30X60-12"X24"




MASH-WAVE 36W
30X60-12"X24"



MASH-BRICK 1 36
30X60-12"X24"



MASH-BRICKMIX36
30X60-12"X24"



CHICK YELLOW 2
30X60-12"X24"




MASH-WAVE 1 36A
30X60-12"X24"



MASH-WAVE 1 36W
30X60-12"X24"



MASH-BRICK 5 36
30X60-12"X24"



MURALES MIX
30X60-12"X24"

Re_Colour



BICOTTURA DA RIVESTIMENTO


DOUBLE-FIRED WALL TILE / DOUBLE CUISSON POUR REVÊTEMENT / ZWEIBRAND FÜR VERKLEIDUNG
DOBLE COCCIÓN DE REVESTIMIENTO / ПЛИТКА ДВОЙНОГО ОБЖИГА ДЛЯ ОБЛИЦОВКИ СТЕН / 墙面二次烧制砖

ISO 13006 - G - BIII GL (E ≥ 10%) UNI EN 14411 - L



FORMATI

SIZES / FORMATS / FORMATE / FORMATOS / ФОРМАТЫ / 规格



30X60
12"X24"

SUPERFICI



SURFACES / SURFACES / OBERFLÄCHEN / SUPERFICIES / ПОВЕРХНОСТИ / 表面



COLORI

COLOURS / COULEURS / FARBEN / COLORES / ЦВЕТА / 颜色






REC WHITE RM
30X60-12"X24"



REC SILVER RM
30X60-12"X24"



REC ALMOND RM
30X60-12"X24"



REC ECRU RM
30X60-12"X24"



REC GREY RM
30X60-12"X24"



REC DARKGREY RM
30X60-12"X24"



REC TAUPE RM
30X60-12"X24"



REC DK2 36 RM
30X60-12"X24" 



REC L2 1.5X60
1,5X60-0.6"X24" 



REC DK1 36 RM
30X60-12"X24" 



REC L1 1.5X60
1,5X60-0.6"X24" 

STONE EFFECT 408

BRIXSTONE	410
WALK	420

CONCRETE EFFECT 428

RIVERSIDE	430
ORTONA	436

WOOD EFFECT 440

URBIKO	442
RIVERSIDE	448
NATURE	454

CONTEMPORARY 458

HABITAT	460
ZERO	466

WALL 474

GLASS	476
PLAY	480
RIVERSIDE	486
REFLEX	492
BLOWN	496

isolutions

**INDICE
ALFABETICO**
ALPHABETICAL INDEX
INDEX ALPHABÉTIQUE
ALPHABETISCHES VERZEICHNIS
ÍNDICE ALFABÉTICO
АЛФАВИТНЫЙ УКАЗАТЕЛЬ
字母索引

**INDICE
DI PRODOTTO**
PRODUCT INDEX
INDEX PRODUITS
PRODUKTVERZEICHNIS
ÍNDICE DE PRODUCTO
УКАЗАТЕЛЬ ПО ПРОДУКТАМ
产品索引

**INDICE
PER FORMATO**
FORMAT INDEX
INDEX FORMATS
VERZEICHNIS NACH FORMATEN
ÍNDICE DE FORMATO
УКАЗАТЕЛЬ ПО ФОРМАТАМ
规格索引

BLOWN	496
BRIXSTONE	410
GLASS	476
HABITAT	460
NATURE	454
ORTONA	436
PLAY	480
REFLEX	492
RIVERSIDE	430 - 448 - 486
URBIKO	442
WALK	420
ZERO	466

PAVIMENTI E RIVESTIMENTI FLOOR AND WALL TILES	
BRIXSTONE	410
HABITAT	460
NATURE	454
ORTONA	436
RIVERSIDE	430 - 448
URBIKO	442
WALK	420
ZERO	466

RIVESTIMENTI WALL TILES	
BLOWN	496
GLASS	476
PLAY	480
REFLEX	492
RIVERSIDE	486

GRES PORCELLANATO	
30X30	
ZERO	466
15X60	
NATURE	454
RIVERSIDE	430-448
URBIKO	442
30X60	
BRIXSTONE	410
ORTONA	436
RIVERSIDE	430
WALK	420
40X60	
BRIXSTONE	410
60X60	
BRIXSTONE	410
ORTONA	436
RIVERSIDE	430
WALK	420

45X45	
ORTONA	436
RIVERSIDE	430

BICOTTURA	
20X40	
BLOWN	496
20X60	
GLASS	476
PLAY	480
RIVERSIDE	486
30X60	
REFLEX	492

BRIXSTONE

410

ST

WALK

420

ON

E

EFFECT



BRXT 60G RM - BRXT 46G RM - BRXT 36G RM

BRIXSTONE

GRES PORCELLANATO


PORCELAIN TILE / GRÈS CÉRAMÉ / FEINSTEINZEUG
GRES PORCELÁNICO / КЕРАМОГРАНИТ / 瓷质砖

ISO 13006 - G - Bla GL (E≤0,5%) UNI EN 14411 - G



FORMATI

SIZES / FORMATS / FORMATE
FORMATOS / ФОРМАТЫ / 规格



60X60
24"X24"


40X60
16"X24"

30X60
12"X24"

30X30
12"X12"

COLORI

COLOURS / COULEURS / FARBEN
COLORES / ЦВЕТА / 颜色






BRXT 60GH RM - BRXT 46GH RM - BRXT 36GH RM

BRIXSTONE




BRXT 60B RM - BRXT 36B RM - MK.BRXT 30B




B



W



GH



G



60X60 - 24"X24"



30X60 - 12"X24"



40X60 - 16"X24"



30X30 - 12"X12"



BRXT 60B RM

BRXT 36B RM

BRXT 46B RM

MK.BRXT 30B

BRXT 60W RM

BRXT 36W RM

BRXT 46W RM

MK.BRXT 30W



60X60 - 24"X24"



30X60 - 12"X24"



40X60 - 16"X24"



30X30 - 12"X12"



BRXT 60GH RM

BRXT 36GH RM

BRXT 46GH RM

MK.BRXT 30GH

BRXT 60G RM

BRXT 36G RM

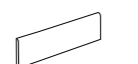
BRXT 46G RM

MK.BRXT 30G

PEZZI SPECIALI

SPECIAL PIECES / PIÈCES SPÉCIALES / SONDERPREISE
PIEZAS ESPECIALES / СПЕЦИАЛЬНЫЕ ЭЛЕМЕНТЫ / 特制件

ST N ○



6X60-2.4"X24" △



15X30X4-6"X12"X1.6 △

B	BRXT BT60B	BRXT E30B
W	BRXT BT60W	BRXT E30W
GH	BRXT BT60GH	BRXT E30GH
G	BRXT BT60G	BRXT E30G

CARATTERISTICHE TECNICHE SPECIFICHE

TECHNICAL FEATURES SPECIFICATIONS / CARACTÉRISTIQUES TECHNIQUES SPÉCIFIQUE / TECHNISCHE EIGENSCHAFTEN
CARACTERÍSTICAS TÉCNICAS ESPECÍFICAS / ТРЕБУЕМЫЕ ТЕХНИЧЕСКИЕ ХАРАКТЕРИСТИКИ / 特殊技术规格

BRXT	DIN 51130 (R)	DIN 51097 (A+B+C)	BCR REP. CEC 6/81		DM 14/6/89 N. 236		PENDULUM TEST BS (INGLESE)	PENDULUM TEST AS/NZS 4856:2004 (AUSTRALIANO)	PENDULUM TEST UNE ENV 12633:2003 (SPAGNOLO)	BOT 3000 (DCOF)
			g.a.	g.b.	c.a.	g.b.				
	R10	A+B	>0,4	>0,4	>0,4	>0,4	>36	>45	3	>0,42



BRXT 46W RM - MK.BRXT 30W



WALK 60B

WALK

GRES PORCELLANATO A TUTTO SPESSORE

FULL BODY PORCELAIN TILE / GRÈS CÉRAME PLEINE MASSE / DURCHGEFÄRBTES FEINSTEINZEUG
GRES PORCELÁNICO A TODA MASA / ПОЛНОТЕЛЫЙ КЕРАМОГРАНИТ / 通体瓷质砖

ISO 13006 - G - Bla UGL (E≤0,5%) UNI EN 14411 - G



FORMATI

SIZES / FORMATS / FORMATE
FORMATOS / ФОРМАТЫ / 规格



60X60
24"X24"

30X60
12"X24"

COLORI

COLOURS / COULEURS / FARBEN
COLORES / ЦВЕТА / 颜色




WALK




WALK 60W




WLKR 36G




B




GB



TO



W



60X60 - 24"X24"



30X60 - 12"X24"



30X30 - 12"X12"

WALK 60B

WALK 36B

MK.WALK 30B


WLKR 36B

WALK 60GB

WALK 36GB

MK.WALK 30GB

WLKR 36GB



60X60 - 24"X24"



30X60 - 12"X24"



30X30 - 12"X12"

WALK 60TO

WALK 36TO

MK.WALK 30TO


WLKR 36TO

WALK 60W


WALK 36W

MK.WALK 30W

WLKR 36W



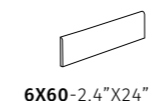
G



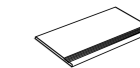
DG

PEZZI SPECIALI

SPECIAL PIECES / PIÈCES SPÉCIALES / SONDERPREISE
PIEZAS ESPECIALES / СПЕЦИАЛЬНЫЕ ЭЛЕМЕНТЫ / 特殊件



6X60-2.4\"/>



30X60-12\"/>

B	WALK BT60B	WALK S60B
GB	WALK BT60GB	WALK S60GB
TO	WALK BT60TO	WALK S60TO
W	WALK BT60W	WALK S60W
G	WALK BT60G	WALK S60G
DG	WALK BT60DG	WALK S60DG



60X60-24\"/>



30X60-12\"/>



30X30-12\"/>

	WALK 60G	WALK 36G	MK.WALK 30G
		WLKR 36G	
	WALK 60DG	WALK 36DG	MK.WALK 30GDG
		WLKR 36DG	

CARATTERISTICHE TECNICHE SPECIFICHE

TECHNICAL FEATURES SPECIFICATIONS / CARACTÉRISTIQUES TECHNIQUES SPÉCIFIQUE / TECHNISCHE EIGENSCHAFTEN
CARACTERÍSTICAS TÉCNICAS ESPECÍFICAS / ТРЕБУЕМЫЕ ТЕХНИЧЕСКИЕ ХАРАКТЕРИСТИКИ / 特殊技术规范

	DIN 51130 (R)	DIN 51097 (A+B+C)	BCR REP. CEC 6/81		DM 14/6/89 N. 236		PENDULUM TEST BS (INGLESE)	PENDULUM TEST AS/NZS 4856:2004 (AUSTRALIANO)	PENDULUM TEST UNE ENV 12633:2003 (SPAGNOLO)	BOT 3000 (DCOF) average value
			g.a.	g.b.	c.a.	g.b.				
WALK	R9	-	>0,4	>0,4	-	-	>25	-	1	-
WLKR	R10	A+B	>0,4	>0,4	>0,4	>0,4	>36	>35	3	>0,42

RIVERSIDE

430

CON

ORTONA

436

CR

ETE

EFFECT



RIVERSIDE 60G

RIVERSIDE

GRES PORCELLANATO

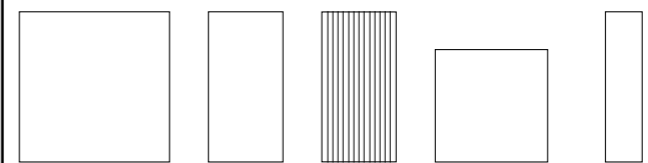
PORCELAIN TILE / GRÈS CÉRAME / FEINSTEINZEUG
GRES PORCELÁNICO / ΚΕΡΑΜΟΓΡΑΗΙΤ / 瓷质砖

ISO 13006 - G - Bla GL (E≤0,5%) UNI EN 14411 - G



FORMATI

SIZES / FORMATS / FORMATE
FORMATOS / ФОРМАТЫ / 规格



60X60
24"X24"

30X60
12"X24"

30X60
12"X24"

45X45
18"X18"

15X60
6"X24"

COLORI

COLOURS / COULEURS / FARBEN
COLORES / ЦБЕТА / 颜色





DG



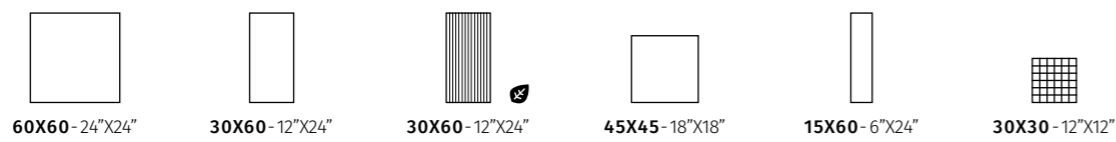
G



W




A



	RIVERSIDE 60DG	RIVERSIDE 36DG	RIVERSIDE 45DG	RIVERSIDE 156DG	MK.RIVER 30DG	
	RIVERSIDE 60G	RIVERSIDE 36G	RIVERSIDE R36G	RIVERSIDE 45G	RIVERSIDE 156G	MK.RIVER 30G




	RIVERSIDE 60W	RIVERSIDE 36W	RIVERSIDE 45W	RIVERSIDE 156W	MK.RIVER 30W	
	RIVERSIDE 60A	RIVERSIDE 36A	RIVERSIDE R36A	RIVERSIDE 45A	RIVERSIDE 156A	MK.RIVER 30A



T








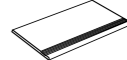
PORTLAND 60A
60x60 - 24"x24"



PORTLAND 60G
60x60 - 24"x24"

PEZZI SPECIALI

SPECIAL PIECES / PIÈCES SPÉCIALES / SONDERPREISE
PIEZAS ESPECIALES / СПЕЦИАЛЬНЫЕ ЭЛЕМЕНТЫ / 特殊件


	  			
		6X60-2.4"x24" △	6X45-2.4"x18" △	30X60-12"x24" △
DG		RIVERSIDEBT60DG	RIVERSIDEBT45DG	RIVERSIDE S60DG
G		RIVERSIDE BT60G	RIVERSIDE BT45G	RIVERSIDE S60G
W		RIVERSIDE BT60W	RIVERSIDE BT45W	RIVERSIDE S60W
A		RIVERSIDE BT60A	RIVERSIDE BT45A	RIVERSIDE S60A
T		RIVERSIDE BT60T	RIVERSIDE BT45T	RIVERSIDE S60T

CARATTERISTICHE TECNICHE SPECIFICHE

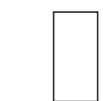
TECHNICAL FEATURES SPECIFICATIONS / CARACTÉRISTIQUES TECHNIQUES SPÉCIFIQUE / TECHNISCHE EIGENSCHAFTEN
CARACTERÍSTICAS TÉCNICAS ESPECÍFICAS / ТРЕБУЕМЫЕ ТЕХНИЧЕСКИЕ ХАРАКТЕРИСТИКИ / 特殊技术规格

	DIN 51130 (R)	DIN 51097 (A+B+C)	BCR REP. CEC 6/81		DM 14/6/89 N. 236		PENDULUM TEST BS (INGLESE)	PENDULUM TEST AS/NZS 4856:2004 (AUSTRALIANO)	PENDULUM TEST UNE ENV 12633:2003 (SPAGNOLO)	BOT 3000 (DCOF)
			g.a.	g.b.	c.a.	g.b.				
RIVERSIDE G	R10	A	>0,4	>0,4	>0,4	>0,4	>25	-	1	>0,42
RIVERSIDE R	R11	A+B	>0,4	>0,4	>0,4	>0,4	>36	>54	3	>0,42
RIVERSIDE 156	R10	A	>0,4	>0,4	>0,4	>0,4	>25	-	1	>0,42

ST N ○



60X60 - 24"x24"



30X60 - 12"x24"



45X45 - 18"x18"



15X60 - 6"x24"



30X30 - 12"x12"

RIVERSIDE 60T

RIVERSIDE 36T

RIVERSIDE 45T

RIVERSIDE 156T

MK.RIVER 30T



ORTONA 60G

ORTONA

GRES PORCELLANATO

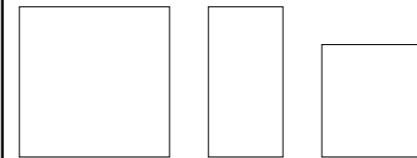
PORCELAIN TILE / GRÈS CÉRAMÉ / FEINSTEINZEUG
GRES PORCELÁNICO / ΚΕΡΑΜΟΓΡΑΗΙΤ / 瓷质砖

ISO 13006 - G - Bla GL (E≤0,5%) UNI EN 14411 - G



FORMATI

SIZES / FORMATS / FORMATE
FORMATOS / ФОРМАТЫ / 规格



60X60
24"X24"

30X60
12"X24"

45X45
18"X18"

COLORI

COLOURS / COULEURS / FARBEN
COLORES / ЦБЕТА / 颜色





A



B



G



DG



60X60 - 24"X24"



30X60 - 12"X24"



45X45 - 18"X18"



30X30 - 12"X12"



ORTONA 60A	ORTONA 36A	ORTONA 45A	MK.ORTONA A
ORTONA 60B	ORTONA 36B	ORTONA 45B	MK.ORTONA B
ORTONA 60G	ORTONA 36G	ORTONA 45G	MK.ORTONA G
ORTONA 60DG	ORTONA 36DG	ORTONA 45DG	MK.ORTONA DG

PEZZI SPECIALI

SPECIAL PIECES / PIÈCES SPÉCIALES / SONDERPREISE
PIEZAS ESPECIALES / СПЕЦИАЛЬНЫЕ ЭЛЕМЕНТЫ / 特制件



9,5X45-3.7"X18" △

A	ORTONA BT 45A
B	ORTONA BT 45B
G	ORTONA BT 45G
DG	ORTONA BT 45DG

CARATTERISTICHE TECNICHE SPECIFICHE

TECHNICAL FEATURES SPECIFICATIONS / CARACTÉRISTIQUES TECHNIQUES SPÉCIFIQUE / TECHNISCHE EIGENSCHAFTEN
CARACTERÍSTICAS TÉCNICAS ESPECÍFICAS / ТРЕБУЕМЫЕ ТЕХНИЧЕСКИЕ ХАРАКТЕРИСТИКИ / 特殊技术规格

ORTONA	DIN 51130 (R)	DIN 51097 (A+B+C)	BCR REP. CEC 6/81		DM 14/6/89 N. 236		PENDULUM TEST BS (INGLESE)	PENDULUM TEST AS/NZS 4856:2004 (AUSTRALIANO)	PENDULUM TEST UNE ENV 12633:2003 (SPAGNOLO)	BOT 3000 (DCOF)
			g.a.	g.b.	c.a.	g.b.				
	R9	A	>0,4	>0,4	>0,4	>0,4	-	-	-	>0.42

URBIKO

442

W

RIVERSIDE

448

O

NATURE

454

OD

EFFECT



URBIKO 156G

URBIKO

GRES PORCELLANATO

PORCELAIN TILE / GRÈS CÉRAMÉ / FEINSTEINZEUG
GRES PORCELÁNICO / КЕРАМОГРАНИТ / 瓷质砖

ISO 13006 - G - Bla GL (E≤0,5%) UNI EN 14411 - G



FORMATI

SIZES / FORMATS / FORMATE
FORMATOS / ФОРМАТЫ / 规格



15X60
6"X24"

COLORI

COLOURS / COULEURS / FARBEN
COLORES / ЦВЕТА / 颜色





W




G



B



T



15X60 - 6"X24"



30X30 - 12"X12"



URBIKO 156W

URBIKO 156G

MK.URWOOD 30W

MK.URWOOD 30G



15X60 - 6"X24"



30X30 - 12"X12"



URBIKO 156B

URBIKO 156T

MK.URWOOD 30B

MK.URWOOD 30T

URBIKO

PEZZI SPECIALI

SPECIAL PIECES / PIÈCES SPÉCIALES / SONDERPREISE
PIEZAS ESPECIALES / СПЕЦИАЛЬНЫЕ ЭЛЕМЕНТЫ / 特制件

ST N ○



7X60-2.7"X24" △

G	URBIKO BT760G
W	URBIKO BT760W
B	URBIKO BT760B
T	URBIKO BT760T

CARATTERISTICHE TECNICHE SPECIFICHE

TECHNICAL FEATURES SPECIFICATIONS / CARACTÉRISTIQUES TECHNIQUES SPÉCIFIQUE / TECHNISCHE EIGENSCHAFTEN
CARACTERÍSTICAS TÉCNICAS ESPECÍFICAS / ТРЕБУЕМЫЕ ТЕХНИЧЕСКИЕ ХАРАКТЕРИСТИКИ / 特殊技术规格

	DIN 51130 (R)	DIN 51097 (A+B+C)	BCR REP. CEC 6/81		DM 14/6/89 N. 236		PENDULUM TEST BS (INGLESE)	PENDULUM TEST AS/NZS 4856:2004 (AUSTRALIANO)	PENDULUM TEST UNE ENV 12633:2003 (SPAGNOLO)	BOT 3000 (DCOF)
			g.a.	g.b.	c.a.	g.b.				
URBIKO 156	R10	A	>0,4	>0,4	>0,4	>0,4	>36	>35	1	>0,42



Isolutions

URBIKO 156T



RIVERSIDE 156T - RIVERSIDE R36G

RIVERSIDE

GRES PORCELLANATO

PORCELAIN TILE / GRÈS CÉRAMÉ / FEINSTEINZEUG
GRES PORCELÁNICO / КЕРАМОГРАНИТ / 瓷质砖

ISO 13006 - G - Bla GL (E≤0,5%) UNI EN 14411 - G



FORMATI


SIZES / FORMATS / FORMATE
FORMATOS / ФОРМАТЫ / 规格



15X60
6"X24"

COLORI

COLOURS / COULEURS / FARBEN
COLORES / ЦВЕТА / 颜色





DG



G



W



A



15X60-6"X24"

RIVERSIDE 156DG

RIVERSIDE 156G



15X60-6"X24"

RIVERSIDE 156W

RIVERSIDE 156A

RIVERSIDE



T



RIVERSIDE 156T - RIVERSIDE R36G

ST N



15X60-6"X24"

RIVERSIDE 156T

CARATTERISTICHE TECNICHE SPECIFICHE

TECHNICAL FEATURES SPECIFICATIONS / CARACTÉRISTIQUES TECHNIQUES SPÉCIFIQUE / TECHNISCHE EIGENSCHAFTEN
CARACTERÍSTICAS TÉCNICAS ESPECÍFICAS / ТРЕБУЕМЫЕ ТЕХНИЧЕСКИЕ ХАРАКТЕРИСТИКИ / 特殊技术规格

	DIN 51130 (R)	DIN 51097 (A+B+C)	BCR REP. CEC 6/81		DM 14/6/89 N. 236		PENDULUM TEST BS (INGLESE)	PENDULUM TEST AS/NZS 4856:2004 (AUSTRALIANO)	PENDULUM TEST UNE ENV 12633:2003 (SPAGNOLO)	BOT 3000 (DCOF)
			g.a.	g.b.	c.a.	g.b.				
RIVERSIDE 156	R10	A	>0,4	>0,4	>0,4	>0,4	>25	-	1	>0,42



NATURE 156B - NATURE BT 60B

NATURE

GRES PORCELLANATO

PORCELAIN TILE / GRÈS CÉRAME / FEINSTEINZEUG
GRES PORCELÁNICO / КЕРАМОГРАНИТ / 瓷质砖

ISO 13006 - G - Bla GL (E≤0,5%) UNI EN 14411 - G



FORMATI

SIZES / FORMATS / FORMATE
FORMATOS / ФОРМАТЫ / 规格



15X60
6"X24"

COLORI

COLOURS / COULEURS / FARBEN
COLORES / ЦВЕТА / 颜色



















T J B A W G DG



15X60-6"X24"








		NATURE 156T
		NATURE 156J
		NATURE 156B
		NATURE 156A
		NATURE 156W
		NATURE 156G
		NATURE 156DG

PEZZI SPECIALI

SPECIAL PIECES / PIÈCES SPÉCIALES / SONDERPREISE
PIEZAS ESPECIALES / СПЕЦИАЛЬНЫЕ ЭЛЕМЕНТЫ / 特殊件



7,5X60-3"X24" △

	NATURE BT 60T
	NATURE BT 60J
	NATURE BT 60B
	NATURE BT 60A
	NATURE BT 60W
	NATURE BT 60G
	NATURE BT 60DG

CARATTERISTICHE TECNICHE SPECIFICHE

TECHNICAL FEATURES SPECIFICATIONS / CARACTÉRISTIQUES TECHNIQUES SPÉCIFIQUE / TECHNISCHE EIGENSCHAFTEN
CARACTERÍSTICAS TÉCNICAS ESPECÍFICAS / ТРЕБУЕМЫЕ ТЕХНИЧЕСКИЕ ХАРАКТЕРИСТИКИ / 特殊技术规格

NATURE	DIN 51130 (R)	DIN 51097 (A+B+C)	BCR REP. CEC 6/81		DM 14/6/89 N. 236		PENDULUM TEST BS (INGLESE)	PENDULUM TEST AS/NZS 4856:2004 (AUSTRALIANO)	PENDULUM TEST UNE ENV 12633:2003 (SPAGNOLO)	BOT 3000 (DCOF)
			g.a.	g.b.	c.a.	g.b.				
	R9	A	>0,4	>0,4	>0,4	>0,4	>25	>35	-	>0,42

HABITAT
460

CONT

EMP

ZERO
466

ORARY



HABITAT 36A

HABITAT

GRES PORCELLANATO

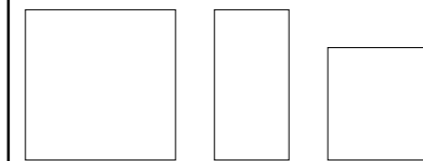
PORCELAIN TILE / GRÈS CÉRAMÉ / FEINSTEINZEUG
GRES PORCELÁNICO / ΚΕΡΑΜΟΓΡΑΗΙΤ / 瓷质砖

ISO 13006 - G - Bla GL (E≤0,5%) UNI EN 14411 - G



FORMATI

SIZES / FORMATS / FORMATE
FORMATOS / ФОРМАТЫ / 规格



60X60
24"X24"

30X60
12"X24"

45X45
18"X18"


COLORI

COLOURS / COULEURS / FARBEN
COLORES / ЦБЕТА / 颜色





A



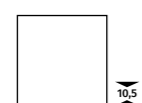

CE



W



N



60X60 - 24"X24"



30X60 - 12"X24"



45X45 - 18"X18"



30X60 - 12"X24"



HABITAT 60A

HABITAT 36A

HABITAT 45A


MU.HABITAT 36A

HABITAT 60CE

HABITAT 36CE

HABITAT 45CE

MU.HABITAT 36CE



60X60 - 24"X24"



30X60 - 12"X24"



45X45 - 18"X18"



30X60 - 12"X24"



HABITAT 60W

HABITAT 36W

HABITAT 45W

MU.HABITAT 36W

HABITAT 60N


HABITAT 36N

HABITAT 45N

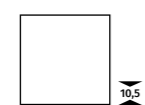

MU.HABITAT 36N



G



DG



60X60 - 24"X24"



30X60 - 12"X24"



45X45 - 18"X18"

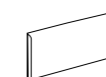



30X60 - 12"X24"

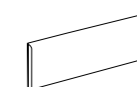
HABITAT 60G	HABITAT 36G	HABITAT 45G	MU.HABITAT 36G
HABITAT 60DG	HABITAT 36DG	HABITAT 45DG	MU.HABITAT 36DG

PEZZI SPECIALI

SPECIAL PIECES / PIÈCES SPÉCIALES / SONDERPREISE
PIEZAS ESPECIALES / СПЕЦИАЛЬНЫЕ ЭЛЕМЕНТЫ / 特制件



9,5X45-3.7"X18" △



9,5X60-3.7"X24" △

A	HABITAT BT 45A	HABITAT BT60A
CE	HABITAT BT 45CE	HABITAT BT60CE
W	HABITAT BT 45W	HABITAT BT60W
N	HABITAT BT 45N	HABITAT BT60N
G	HABITAT BT 45G	HABITAT BT60G
DG	HABITAT BT 45DG	HABITAT BT60DG

CARATTERISTICHE TECNICHE SPECIFICHE

TECHNICAL FEATURES SPECIFICATIONS / CARACTÉRISTIQUES TECHNIQUES SPÉCIFIQUE / TECHNISCHE EIGENSCHAFTEN
CARACTERÍSTICAS TÉCNICAS ESPECÍFICAS / ТРЕБУЕМЫЕ ТЕХНИЧЕСКИЕ ХАРАКТЕРИСТИКИ / 特殊技术规格

HABITAT	DIN 51130 (R)	DIN 51097 (A+B+C)	BCR REP. CEC 6/81		DM 14/6/89 N. 236		PENDULUM TEST BS (INGLESE)	PENDULUM TEST AS/NZS 4856:2004 (AUSTRALIANO)	PENDULUM TEST UNE ENV 12633:2003 (SPAGNOLO)	BOT 3000 (DCOF) average value
			g.a.	g.b.	c.a.	g.b.				
HABITAT	R9	-	>0,4	>0,4	>0,4	>0,4	-	-	1	>0,42



ZERO A 30 - ZERO G 30 - ZERO GH 30 - ZERO T 30 - ZERO N 20AS

ZERO

GRES PORCELLANATO A TUTTO SPESSORE

FULL BODY PORCELAIN TILE / GRÈS CÉRAME PLEINE MASSE / DURCHGEFÄRBTES FEINSTEINZEUG
GRES PORCELÁNICO A TODA MASA / ПОЛНОТЕЛЫЙ КЕРАМОГРАНИТ / 通体瓷质砖

ISO 13006 - G - Bla UGL (E≤0,5%) UNI EN 14411 - G



FORMATI

SIZES / FORMATS / FORMATE
FORMATOS / ФОРМАТЫ / 规格





30X30
12"X12"

COLORI

COLOURS / COULEURS / FARBEN
COLORES / ЦВЕТА / 颜色






30X30-12"X12"

	LI N ○	ZERO A 30
	RB N ○	ZERO A 30RB
	LI N ○	ZERO S 30
	RB N ○	ZERO S 30RB
	LI N ○	ZERO TO 30
	RB N ○	ZERO TO 30RB
	LI N ○	ZERO CE 30
	RB N ○	ZERO CE 30RB
	LI N ○	ZERO MU 30
	RB N ○	ZERO MU 30RB




30X30-12"X12"


	LI N ○	ZERO T 30
	RB N ○	ZERO T 30RB
	LI N ○	ZERO GH 30
	RB N ○	ZERO GH 30RB
	LI N ○	ZERO G 30
	RB N ○	ZERO G 30RB
	LI N ○	ZERO DG 30
	RB N ○	ZERO DG 30RB
	LI N ○	ZERO N 30
	RB N ○	ZERO N 30RB










W






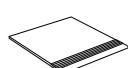
N








J

	 30x30-12"x12"	 30x30-12"x12"	 30x30-12"x12"	 30x30-12"x12"
	GO 30W	TURN 30W	ATTENTION 30W	STOP 30W
	GO 30J	TURN 30J	ATTENTION 30J	STOP 30J
	GO 30N	TURN 30N	ATTENTION 30N	STOP 30N

PEZZI SPECIALI
SPECIAL PIECES / PIÈCES SPÉCIALES / SONDERPREISE
PIEZAS ESPECIALES / СПЕЦИАЛЬНЫЕ ЭЛЕМЕНТЫ / 特制品

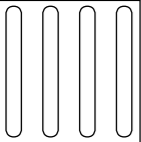
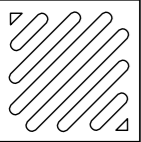


	 10X30-4"x12" △	 3X10-1.2"x4" △	 3X10-1.2"x4" △	 30X30-12"x12" △
A	ZERO QF A	ZERO OCF A	ZERO ICF A	ZERO S30A
S	ZERO QF S	ZERO OCF S	ZERO ICF S	ZERO S30S
TO	ZERO QF TO	ZERO OCF TO	ZERO ICF TO	ZERO S30TO
CE	ZERO QF CE	ZERO OCF CE	ZERO ICF CE	ZERO S30CE
MU	ZERO QF MU	ZERO OCF MU	ZERO ICF MU	ZERO S30MU
T	ZERO QF T	ZERO OCF T	ZERO ICF T	ZERO S30T
GH	ZERO QF GH	ZERO OCF GH	ZERO ICF GH	ZERO S30GH
G	ZERO QF G	ZERO OCF G	ZERO ICF G	ZERO S30G
DG	ZERO QF DG	ZERO OCF DG	ZERO ICF DG	ZERO S30DG
N	ZERO QF N	ZERO OCF N	ZERO ICF N	ZERO S30N


	 8X30-3.1"x12" △	 3X10-1.2"x4" △	 3X10-1.2"x4" △	 3X30-1.2"x12" △	 10X30-4"x12" △
A	ZERO BT30A	ZERO QR 30 A			
S	ZERO BT30S	ZERO ICL S	ZERO OCL S	ZERO QL 30 S	
TO	ZERO BT30TO				
CE	ZERO BT30CE				
MU	ZERO BT30MU				
T	ZERO BT30T				
GH	ZERO BT30GH				
G	ZERO BT30G				
DG	ZERO BT30DG				
N	ZERO BT30N				

ZERO

CARATTERISTICHE TECNICHE SPECIFICHE

TECHNICAL FEATURES SPECIFICATIONS / CARACTÉRISTIQUES TECHNIQUES SPÉCIFIQUE / TECHNISCHE EIGENSCHAFTEN
 CARACTERÍSTICAS TÉCNICAS ESPECÍFICAS / ТРЕБУЕМЫЕ ТЕХНИЧЕСКИЕ ХАРАКТЕРИСТИКИ / 特殊技術規格

	DIN 51130 (R)	DIN 51097 (A+B+C)	BCR REP. CEC 6/81		DM 14/6/89 N. 236		PENDULUM TEST BS (INGLESE)	PENDULUM TEST AS/NZS 4856:2004 (AUSTRALIANO)	PENDULUM TEST UNE ENV 12633:2003 (SPAGNOLO)	BOT 3000 (DCOF)
			g.a.	g.b.	c.a.	g.b.				
ZERO	R9	A	>0,4	>0,4	>0,4	>0,4	>25	>35	1	>0,42
ZERO RB	R11	A	>0,4	>0,4	>0,4	>0,4	>36	>54	3	>0,42
	R11	B+C	>0,4	>0,4	>0,4	>0,4	>36	>54	3	>0,42
										
										
										



ZERO A 30 - ZERO G 30 - ZERO GH 30 - ZERO T 30 - ZERO N 20AS

GLASS
476

PLAY
480

W

RIVERSIDE
486

REFLEX
492

AL

BLOWN
496

L



GLASS 26Y - GLASS L1,5X20Y

GLASS

BICOTTURA DA RIVESTIMENTO

DOUBLE-FIRED WALL TILE / DOUBLE CUISSON POUR REVÊTEMENT
 ZWEIBRAND FÜR VERKLEIDUNG / DOBLE COCCIÓN DE REVESTIMIENTO
 ПЛИТКА ДВОЙНОГО ОБЖИГА ДЛЯ ОБЛИЦОВКИ СТЕН / 墙面二次烧制砖

ISO 13006 - G - BIII GL (E > 10%) UNI EN 14411 - L



FORMATI


SIZES / FORMATS / FORMATE
 FORMATOS / ФОРМАТЫ / 规格




20X60
 8"X24"

COLORI

COLOURS / COULEURS / FARBEN
 COLORES / ЦВЕТА / 颜色



ST N



GLASS 26W
20X60 - 8"X24"



GLASS1 26W
20X60 - 8"X24"



GLASS 26Y
20X60 - 8"X24"



GLASS1 26Y
20X60 - 8"X24"



GLASS L1,5X20Y △
1,5X20 - 0.6"X8"



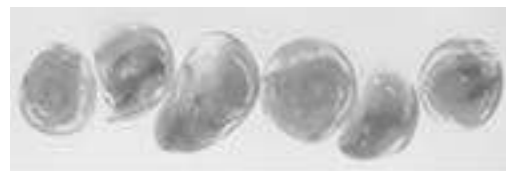
GLASS 26V
20X60 - 8"X24"



GLASS1 26V
20X60 - 8"X24"



GLASS L1,5X20V △
1,5X20 - 0.6"X8"



GLASS2 26MIX
20X60 - 8"X24"



GLASS DK1 26 △
20X60 - 8"X24"



GLASS 26L
20X60 - 8"X24"



GLASS1 26L
20X60 - 8"X24"



GLASS L1,5X20L △
1,5X20 - 0.6"X8"



GLASS DK2 26VL △
20X60 - 8"X24"



GLASS 26LV
20X60 - 8"X24"



GLASS1 26LV
20X60 - 8"X24"



GLASS L1,5X20LV △
1,5X20 - 0.6"X8"



GLASS DK2 26VLV △
20X60 - 8"X24"



PLAY 26DL - PLAY 26LV

PLAY

BICOTTURA DA RIVESTIMENTO

DOUBLE-FIRED WALL TILE / DOUBLE CUISSON POUR REVÊTEMENT
 ZWEIBRAND FÜR VERKLEIDUNG / DOBLE COCCIÓN DE REVESTIMIENTO
 ПЛИТКА ДВОЙНОГО ОБЖИГА ДЛЯ ОБЛИЦОВКИ СТЕН / 墙面二次烧制砖

ISO 13006 - G - BIII GL (E > 10%) UNI EN 14411 - L



FORMATI


SIZES / FORMATS / FORMATE
 FORMATOS / ФОРМАТЫ / 规格



20X60
 8"X24"

COLORI

COLOURS / COULEURS / FARBEN
 COLORES / ЦВЕТА / 颜色




PLAY




PLAY 26ML - PLAY DK 26W - PLAY 26W



PLAY2 26MIX - PLAY 26Y



PLAY 26DL
20X60 - 8"X24"




PLAY1 26DL
20X60 - 8"X24"



PLAY 26LV
20X60 - 8"X24"



PLAY1 26LV
20X60 - 8"X24"




PLAY 26ML
20X60 - 8"X24"




PLAY1 26ML
20X60 - 8"X24"

PLAY 26W
20X60 - 8"X24"



PLAY 26TO
20X60 - 8"X24"





PLAY1 26TO
20X60 - 8"X24"

PLAY 26Y
20X60 - 8"X24"



PLAY1 26Y
20X60 - 8"X24"

PLAY 26V
20X60 - 8"X24"



PLAY1 26V
20X60 - 8"X24"



PLAY DK1 26W
20X60 - 8"X24"




PLAY DK 26W
20X60 - 8"X24"



PLAY2 26MIX
20X60 - 8"X24"



PLAY1 26MIX
20X60 - 8"X24"



PLAY L 5X60MIX
5X60 - 2"X24"





RIVERSIDE A - PORTLAND A

RIVERSIDE

BICOTTURA DA RIVESTIMENTO

DOUBLE-FIRED WALL TILE / DOUBLE CUISSON POUR REVÊTEMENT
 ZWEIBRAND FÜR VERKLEIDUNG / DOBLE COCCIÓN DE REVESTIMIENTO
 ПЛИТКА ДВОЙНОГО ОБЖИГА ДЛЯ ОБЛИЦОВКИ СТЕН / 墙面二次烧制砖

ISO 13006 - G - BIII GL (E > 10%) UNI EN 14411 - L



FORMATI

SIZES / FORMATS / FORMATE
 FORMATOS / ФОРМАТЫ / 规格



20X60
 8"X24"

COLORI

COLOURS / COULEURS / FARBEN
 COLORES / ЦВЕТА / 颜色



ST N ○



RIVERSIDE A
20X60 - 8"X24"



PORTLAND A
20X60 - 8"X24"



RIVERSIDE T
20X60 - 8"X24"



DRIP 1
20X60 - 8"X24" △



RIVERSIDEDEC A
20X60 - 8"X24"



DRIP 2
20X60 - 8"X24" △



RIVERSIDE G
20X60 - 8"X24"



PORTLAND G
20X60 - 8"X24"



RIVERSIDE DG
20X60 - 8"X24"




SQUARE 1
20X60 - 8"X24" △




RIVERSIDEDEC G
20X60 - 8"X24"



SQUARE 2
20X60 - 8"X24" △



RIVERSIDE W
20X60 - 8"X24"




PORTLAND W
20X60 - 8"X24"



STREET W MIX
20X60 - 8"X24" △



RIVERSIDEDEC W
20X60 - 8"X24"



BRUSH W MIX
20X60 - 8"X24" △

RIVERSIDE

PAVIMENTI COORDINATI

CO-ORDINATED FLOORS / CARREAUX DE SOL COORDONNÉS / PASSENDE BODENFLIESEN
 PAVIMENTOS COORDINADOS / КООРДИНИРОВАННЫЕ НАПОЛЬНЫЕ ПОКРЫТИЯ / 配色地板

GRES PORCELLANATO

PORCELAIN TILE / GRÈS CÉRAME / FEINSTEINZEUG
 GRES PORCELÁNICO / КЕРАМОГРАНИТ / 瓷质砖

ST N ○



DG



G




W



A



T



DG



G



W



A



T

60X60-24"X24"	RIVERSIDE 60DG	RIVERSIDE 60G	RIVERSIDE 60W	RIVERSIDE 60A	RIVERSIDE 60T
30X60-12"X24"	RIVERSIDE 36DG	RIVERSIDE 36G	RIVERSIDE 36W	RIVERSIDE 36A	RIVERSIDE 36T
45X45-18"X18"	RIVERSIDE 45DG	RIVERSIDE 45G	RIVERSIDE 45W	RIVERSIDE 45A	RIVERSIDE 45T
15X60-6"X24"	RIVERSIDE 156DG	RIVERSIDE 156G	RIVERSIDE 156W	RIVERSIDE 156A	RIVERSIDE 156T



RIVERSIDE G - STREET W MIX



REFLEX A - REFLEX TO - L.MOSAIC A MIX

REFLEX

BICOTTURA DA RIVESTIMENTO

DOUBLE-FIRED WALL TILE / DOUBLE CUISSON POUR REVÊTEMENT
 ZWEIBRAND FÜR VERKLEIDUNG / DOBLE COCCIÓN DE REVESTIMIENTO
 ПЛИТКА ДВОЙНОГО ОБЖИГА ДЛЯ ОБЛИЦОВКИ СТЕН / 墙面二次烧制砖

ISO 13006 - G - BIII GL (E > 10%) UNI EN 14411 - L



FORMATI


SIZES / FORMATS / FORMATE
 FORMATOS / ФОРМАТЫ / 规格




30X60
 12"X24"

COLORI

COLOURS / COULEURS / FARBEN
 COLORES / ЦВЕТА / 颜色



REFLEX



REFLEX W
30X60 - 12"X24"



REFLEX DG
30X60 - 12"X24"



REFLEX A
30X60 - 12"X24"



REFLEX TO
30X60 - 12"X24"



REFLEX T
30X60 - 12"X24"



L.MOSAIC W MIX 
4,5X60 - 1.8"X24"



L.MOSAIC A MIX 
4,5X60 - 1.8"X24"



L.LINEA WDG 
4,5X60 - 1.8"X24"



L.LINEA ATO 
4,5X60 - 1.8"X24"



REFLEX W - REFLEX DG - L.MOSAIC W MIX



BLOWN 24B

BLOWN

BICOTTURA DA RIVESTIMENTO

DOUBLE-FIRED WALL TILE / DOUBLE CUISSON POUR REVÊTEMENT
 ZWEIBRAND FÜR VERKLEIDUNG / DOBLE COCCIÓN DE REVESTIMIENTO
 ПЛИТКА ДВОЙНОГО ОБЖИГА ДЛЯ ОБЛИЦОВКИ СТЕН / 墙面二次烧制砖

ISO 13006 - G - BIII GL (E > 10%) UNI EN 14411 - L



FORMATI

SIZES / FORMATS / FORMATE
 FORMATOS / ФОРМАТЫ / 规格



20X40
 8"X18"

COLORI

COLOURS / COULEURS / FARBEN
 COLORES / ЦВЕТА / 颜色



BLOWN

ST N ○



BLOWN 24W
20X40 - 8"X16"



L.BLOWN W
3X40 - 1.2"X16"



L.BLOWN W1
3X40 - 1.2"X16"



L.MODE 4W
4,5X40 - 1.8"X16"



BLOWN 24B
20X40 - 8"X16"



L.BLOWN B
3X40 - 1.2"X16"



L.BLOWN B1
3X40 - 1.2"X16"



L.MODE 4B
4,5X40 - 1.8"X16"



BLOWN 24G
20X40 - 8"X16"



L.BLOWN G
3X40 - 1.2"X16"



L.BLOWN G1
3X40 - 1.2"X16"



L.MODE 9W
9X40 - 3.5"X16"



BLOWN 24S
20X40 - 8"X16"



L.BLOWN S
3X40 - 1.2"X16"



L.BLOWN S1
3X40 - 1.2"X16"



L.MODE 9B
9X40 - 3.5"X16"



BLOWN 24N
20X40 - 8"X16"



L.BLOWN N
3X40 - 1.2"X16"



L.BLOWN N1
3X40 - 1.2"X16"



BLOWN 24T
20X40 - 8"X16"



L.BLOWN T
3X40 - 1.2"X16"



L.BLOWN T1
3X40 - 1.2"X16"



BLOWN 24B - L.BLOWN B

#Product Guide

product guide

502 Certificazioni
Certifications / Certifications
Zertifizierungen / Certificaciones
Сертификаты / 认证

**504 Caratteristiche Tecniche
Gres Porcellanato**
Technical specifications Porcelain Stoneware
Caractéristiques techniques Grès Cérame
Technische eigenschaften steinzeug
Características técnicas Gres Porcelánico
Технические характеристики фарфоровый грес
技术特性 瓷砖

**514 Caratteristiche Tecniche
Bicottura**
Double Firing technical specifications
Caractéristiques techniques Bicuison
Technische eigenschaften zweibrandverfahren
Características técnicas de la Doble Cocción
Технические характеристики плитки двукратного обжига
二次烧制技术特性

518 Manutenzione
Maintenance / Entretien
Pflege / Mantenimiento
Уход / 维护

**520 Sicurezza nell'utilizzo dei prodotti
di Cooperativa Ceramica d'Imola**
Safety when using Cooperativa Ceramica d'Imola products
Sécurité avec l'utilisation des produits
Cooperativa Ceramica d'Imola
Sicherheit bei der verwendung der produkte von
Cooperativa Ceramica d'Imola
Seguridad durante el uso de los productos de
Cooperativa Ceramica d'Imola
Безопасность применения продукции
"Cooperativa Ceramica d'Imola"
IMOLA陶瓷合作公司产品使用安全指南

522 Simbologia
Symbols / Symboles / Symbole
Símbolos / Система Символов / 标识

CERTIFICAZIONI

CERTIFICATIONS / CERTIFICACIONES
 ZERTIFIZIERUNGEN / CERTIFICACIONES
 СЕРТИФИКАТЫ / 认证



GUIDA AL PRODOTTO

PRODUCT GUIDE / GUIDE AU PRODUIT / INFORMATIONEN ZUM PRODUKT
GUÍA DEL PRODUCTO / РУКОВОДСТВО ПО ПРОДУКТУ / 产品指南

CARATTERISTICHE TECNICHE GRES PORCELLANATO UNI EN 14411 (ISO 13006) - Bla (Appendice G)

© 2017 Keramo Group s.p.a. - Tutti i diritti sono riservati

© 2017 Keramo Group s.p.a. - Tutti i diritti sono riservati

© 2017 Keramo Group s.p.a. - Tutti i diritti sono riservati

© 2017 Keramo Group s.p.a. - Tutti i diritti sono riservati

© 2017 Keramo Group s.p.a. - Tutti i diritti sono riservati

© 2017 Keramo Group s.p.a. - Tutti i diritti sono riservati

Le piastrelle in gres porcellanato vengono prodotte utilizzando materie prime selezionate e particolarmente pure, soggette alle più moderne tecnologie di estrazione e controllo. Il prodotto così realizzato è un gres porcellanato di altissima qualità ottenuto tramite macinazione ad umido delle materie prime, successivo essiccamento parziale mediante atomizzazione, opportuno stazionamento in silos al fine di omogeneizzare le caratteristiche, pressatura o compattazione con presse idrauliche ad elevata potenza con pressioni specifiche oltre i 500 Kg/cm2. L'elevata forza di pressatura permette di ottenere, dopo opportuno trattamento termico a temperature di circa 1200°C, un corpo ceramico altamente compatto e resistente con un bassissimo assorbimento d'acqua inferiore allo 0,1% (UNI EN ISO 10545-3) ed un'elevatissima resistenza meccanica che supera come valore medio i 45 N/mm2, rispetto ai 35N/mm2 richiesti (UNI EN ISO 10545-4). Il gres porcellanato presenta un'elevata resistenza all'abrasione profonda, inferiore a 140 mm3 di materiale asportato, rispetto ai 175 mm3 previsti dalla Norma UNI EN ISO 10545-6; per questo motivo è particolarmente indicato per ambienti ad elevato traffico. La bassa porosità fa sì che il prodotto risulti ingelivo e classificato Bla secondo la Norma UNI EN 14411, essendo l'assorbimento d'acqua inferiore allo 0,1%. La resistenza chimica agli acidi e alle basi (UNI EN ISO 10545-13) lo rende particolarmente adatto anche per ambienti dove vengono utilizzati prodotti aggressivi, quali agenti chimici, ad esempio strutture ospedaliere, industrie chimiche e farmaceutiche nonché in industrie alimentari. I prodotti in gres porcellanato vengono forniti in un'ampia gamma di formati e finiture: naturale, levigata, lappata, patinata, strutturata e bocciardata.

CONSIGLI DI POSA

La posa del gres porcellanato può essere eseguita su tutti i supporti normalmente usati in edilizia, quali:

- calcestruzzo
- massetti cementizi
- sottofondi con le serpentine di riscaldamento
- massetti in anidrite
- intonaci a base cemento e gesso
- pavimenti preesistenti
- legno
- metallo

I supporti su cui posare il gres porcellanato debbono essere asciutti, stabili, solidi, meccanicamente resistenti, perfettamente piani ed esenti da parti asportabili (polvere, grassi, oli, cere, vernici, agenti disarmanti e quanto altro possa pregiudicarne l'adesione). Debbono essere idonei a ricevere i carichi e sopportare le sollecitazioni previste per lo specifico utilizzo. I massetti cementizi devono aver completato la stagionatura e dove esistono sistemi di riscaldamento a pavimento, deve essere effettuato il ciclo di collaudo dell'impianto. Pavimenti composti da vecchie ceramiche, marmette, pietre naturali, debbono essere solidi, ben ancorati al fondo, privi di crepe; la pulizia da oli, cere, grassi, ecc. deve essere fatta con una soluzione di acqua e soda caustica o altro detergente già sperimentato per tale uso, onde assicurare la totale eliminazione anche in profondità. Pitture esistenti e la "piombatura" del marmo devono essere eliminate. In tutti i casi, qualunque sia il tipo di sottofondo, è di fondamentale importanza curarne la planarità, al fine di evitare la formazione di vuoti al di sotto delle lastre che potrebbero rappresentare punti deboli per il rivestimento, con particolare attenzione a rilievi e alla presenza di corpi rigidi estranei. Eseguire la posa a regola d'arte seguendo le indicazioni del progettista, del responsabile del cantiere e del capitolato di posa. La posa del gres porcellanato deve essere effettuata in maniera tale che l'adesivo assicuri un perfetto riempimento ed adesione nel tempo, onde evitare fenomeni di deformazione e garantire il massimo di affidabilità in tutte le condizioni di posa. Scegliere l'adesivo più indicato attenendosi alle indicazioni del produttore del collante stesso. In linea generale si consigliano adesivi che assicurino una buona bagnabilità di tipo

C2 (cementizi migliorati). Le lastre possono essere posate, nelle situazioni più comuni, con fuga minimo di almeno 2-3 mm, anche se in talune situazioni (posa su superfici estese, posa in facciata, posa su supporti deformabili, ecc.) è indispensabile la posa a fuga larga e la progettazione di adeguati giunti di dilatazione e ripartizione. Si declina ogni responsabilità legata a pose senza fuga. E' preferibile l'utilizzo di una spatola con dentatura arrotondata da garantire una quantità di colla sul sottofondo tale da assicurare una copertura del 100% delle lastre. E' consigliabile la doppia spalmatura onde evitare vuoti sul rovescio della lastra o comunque utilizzare un collante che assicuri un perfetto riempimento. Durante la posa, rispettare con le lastre tutti i giunti di dilatazione esistenti sul sottofondo e sulle pareti.

Creare giunti di frazionamento di ca. 1 cm nel caso di superfici molto estese suddividendo l'area come segue:

- su sottofondi soggetti a movimenti o flessioni prevedere riquadri di ca. 9-12 m².

- su superfici stabili si possono prevedere giunti circa ogni circa 16-25 m²

Posare le lastre a 5 mm circa da pareti, colonne, spigoli, angoli, ecc.

Durante la posa non esercitare sulle lastre ceramiche eccessive sollecitazioni o urti violenti. Per il taglio non esistono particolari problematiche e dopo la posa si consiglia di attendere l'indurimento del collante prima di praticare fori o tagli per accessori.

STUCCATURA DELLA SUPERFICIE POSATA

Per la scelta corretta della fuga adatta al tipo di piastrella, è bene consultare i produttori di materiale fugante. Prima di realizzare le fughe è consigliabile attendere la perfetta asciugatura del collante e assicurarsi che i giunti siano ben puliti. Si consiglia di stuccare piccole superfici per volta (4-5mq) eliminando con l'ausilio di una spugna bagnata in acqua pulita, l'eccesso di materiale quando ancora è umido. Questa operazione è importante per superfici strutturate, superfici da esterno, superfici lappate e levigate. Si consiglia la fuga "tono su tono" per garantire un effetto di continuità e di pre-testare la pulibilità del fugante su una piccola area. Qualora si desidera una stuccatura impermeabile, inassorbente e con elevate resistenze agli acidi (es. piani di cucine in muratura, box doccia, ecc) è possibile utilizzare per la stuccatura una malta epossidica bicomponente (tipo Kerapoxy-Mapei).

PULIZIA DOPO POSA

Eseguita la posa, dopo aver eliminato i residui grossolani di sporco da cantiere e residui di fuga, pulire il pavimento con il detergente disincrostante a base acida specifico opportunamente diluito (normalmente deve essere diluito da 1:10 a 1:5, in acqua fredda) con l'eventuale ausilio di una macchina monospazzola (disco non abrasivo) e aspiraliquidi oppure manualmente per eliminare l'eventuale pellicola di residui cementizi. Il prodotto può essere utilizzato puro nei punti interessati da incrostazioni o macchie calcaree molto estese facendo attenzione a risciacquare immediatamente subito dopo la pulizia. Fare attenzione, prima di eseguire la pulizia è buona norma bagnare abbondantemente le fughe del pavimento con acqua pulita e si asciuga accuratamente. Non lasciare troppo aggressivi potrebbero danneggiarla. Si stende quindi la soluzione acida e si lascia agire per alcuni minuti, intervenendo meccanicamente dove lo sporco è maggiormente concentrato, quindi si risciacqua abbondantemente il pavimento con acqua pulita e si asciuga accuratamente. Non lasciare asciugare il prodotto applicato. Prima di questa operazione è sempre consigliabile testare la resistenza del prodotto agli acidi su una piastrella non posata o su una piccola zona nascosta e seguire scrupolosamente le indicazioni fornite dalle ditte produttrici. Non utilizzare prodotti contenenti acido fluoridrico (HF) e i suoi derivati.

Esempi di alcuni detergenti idonei per la pulizia dopo posa: Deterdek (Fila), Keranet (Mapei), DeltaPlus (Kerakoll).

E' consigliabile testare preventivamente su una piastrella non posata il detergente utilizzato, in particolare sui prodotti lappati e/o levigati.

TECHNICAL SPECIFICATIONS PORCELAIN STONEWARE

UNI EN 14411 (ISO 13006) - Bla (appendix G)

Porcelain stoneware tiles are produced with selected and particularly pure raw materials, subject to the latest extraction and control technologies. The resulting tiles are extremely high quality porcelain stoneware obtained through wet grinding the raw materials, partial drying with atomization and storage in silo to homogenise the specifications, pressing or compacting with high power hydraulic presses with specific pressures above 500 Kg/cm2. The considerable pressing force achieves, after firing at about 1200°C, an extremely compact and resistant tile with very low water absorption, lower than 0.1% (UNI EN ISO 10545-3) and a very high material strength to deep abrasion, less than 140 mm³ of material removed, compared to 175 mm³ required by Standard UNI EN ISO 10545-6. This is why our tiles are ideal for locations with high foot traffic. Its low porosity makes it frost-resistant and classified as Bla according to standard UNI EN 14411, due to a water absorption of less than 0.1%.

The chemical resistance to acids and bases (UNI EN ISO 10545-13) makes it ideal for locations where aggressive products, such as chemical agents are used: i.e. hospitals, chemical and pharmaceutical industries and the food industry. Porcelain stoneware products are available in a large range of formats and finishes: natural, polished, lapped, patinated, structured and bush hammered.

LAYING RECOMMENDATIONS

Porcelain stoneware can be laid on all supports that are usually used in the building industry, such as:

- concrete
- cement screed
- substrates with heating coils
- anhydrite screed
- cement and plaster based plasters
- existing flooring
- wood
- metal

The supports used for laying porcelain stoneware must be dry, stable, solid, mechanically resistant, perfectly level and free of removable parts (dust, grease, oil, wax, paint, braking agents and anything else that could compromise its adhesion). They must be suitable for loads and support the stresses for the specific use.

Cement screeds must be completely set and any underfloor heating system must have completed its testing cycle.

Floorings consisting of old tiles, marble-chip floor tiles or natural stone must be solid, well anchored and without any cracks. Any oil, wax, grease, etc. must be cleaned with a water and caustic soda solution or with another detergent already tested for such purposes, in order to thoroughly clean the surface in depth. Existing painting and lead sealing of the marble must be removed.

In all cases, regardless of the type of substrate, it is very important to ensure that the surface is level, to prevent the formation of vacuums under the tiles that could weaken the laying, with particular attention to raised sections and the presence of foreign rigid bodies.

Lay the tiles by following the indications of the designer, site manager and the laying specifications.

Porcelain stoneware must be laid so that the adhesive ensures the perfect filling and adhesion over time, to prevent any deformation and guarantee the utmost reliability in all laying conditions.

Select the most suitable adhesive by following the indications of the adhesive manufacturer.

As a rule we recommend adhesives that ensure a good type C2 wettability (improved cementitious adhesive).

The tiles can be laid, in the most common situations, with joints of minimum 2-3 mm, even if in certain situations (large surfaces, facings, deformable supports,

etc.) larger joints are required along with expansion and distribution joints.

We decline all responsibility linked to laying tiles without joints.

We recommend the use of a spatula with rounded teeth to guarantee a sufficient quantity of glue on the substrate and ensure that the tiles are soaked 100%. Use the double spreading technique to ensure that there are no gaps on the back of the tile or use an adhesive that ensures a perfect filling.

During the laying make sure that the tiles follow the expansion joints on the substrate and the walls.

Create division joints of about 1 cm for very large surfaces, dividing the area as follows:

- on substrates subject to movements or bending allow for sections of about 9-12 m²;

- on stable surfaces the joints can be about every 16 – 25 m².

Lay tiles at about 5 mm from walls, columns, edges, corners, etc.

During laying do not subject ceramic tiles to excessive stresses or violent knocks.

The tiles can be cut without particular issues and after laying we recommend waiting for the adhesive to harden before making holes or cuts for accessories.

GROUTING THE LAID SURFACE

To select the correct grouting for the type of tile consult the manufacturers of the grouting material.

Before proceeding with the grouting wait for the adhesive to dry completely and make sure that the joints are clean.

We recommend grouting small surfaces at the time (4-5 square metres) and using a sponge soaked in clean water to remove excess material while it is still wet. This operation is important for structured surfaces, outdoor surfaces, lapped and polished surfaces.

We recommend matching the grouting to the tiles to achieve a continuity effect and pre-test on a small area how easy the grouting is to clean.

For waterproof and non-absorbing grouting with a high resistance to acids (e.g. masonry kitchen surfaces, shower cubicles, etc.) use a bicomponent epoxy mortar (e.g. Kerapoxy-Mapei).

CLEANING AFTER LAYING

Once the laying is completed and the building work and grouting residue have been roughly removed, clean the flooring with a specific acid based descaling detergent, adequately diluted (normally it must be diluted from 1:10 to 1:5, in cold water) with a single brush cleaning machine (non-abrasive disc) and a wet vacuum machine or manually remove any film of cement residue. The product can be used pure in places with deposits or large calcareous stains, making sure that it is rinsed immediately after cleaning.

Before cleaning we recommend wetting the flooring joints with abundant clean water as the use of excessively aggressive acids could damage them. Spread the acid solution and leave it to work for a few minutes, brushing mechanically where there are greater concentrations of dirt, then rinse the flooring with abundant clean water and dry thoroughly. Do not allow the product to dry on the flooring. Before this operation it is advisable to test the resistance of the tiles to the acids on a tile that hasn't been laid or on a small hidden zone and follow the manufacturer's indications thoroughly. Do not use products containing hydrofluoric acid (HF) and its derivatives.







Examples of suitable detergents for cleaning after laying: Deterdek (Fila), Keranet (Mapei), DeltaPlus (Kerakoll). We recommend testing the detergent beforehand on a tile that hasn't been laid, in particular on lapped and/or polished products.




GUIDA AL PRODOTTO

PRODUCT GUIDE / GUIDE AU PRODUIT / INFORMATIONEN ZUM PRODUKT
GUÍA DEL PRODUCTO / РУКОВОДСТВО ПО ПРОДУКТУ / 产品指南

**CARATTERISTICHE TECNICHE GRES PORCELLANATO
UNI EN 14411 (ISO 13006) - Bla (appendice G)**

TECHNICAL SPECIFICATIONS PORCELAIN STONEWARE / CARACTÉRISTIQUES TECHNIQUES GRÈS CÉRAMÉ
TECHNISCHE EIGENSCHAFTEN STEINZEUG / CARACTERÍSTICAS TÉCNICAS GRES PORCELÁNICO
ТЕХНИЧЕСКИЕ ХАРАКТЕРИСТИКИ ФАРФОРОВЫЙ ГРЕС / 技术特性 瓷砖

CARATTERISTICA Specification Caracteristique Eigenschaft Característica Характеристикаметод 规格	METODO DI PROVA Test methods Methode d'essai Testverfahren Prueba Стандарт испытаний 测试方式	REQUISITI PREVISTI DALLA NORMA Requirements in accordance to the standards Caracteristiques requises Vorgesehene eigenschaften gemäs normen Características previstas por la norma Требования предусмотренные стандартом 法定要求	VALORE MEDIO Average value Valeur moyenne Durchschnittlicher wert Valor medio Средний показатель 技术规格
 DIMENSIONI E ASPETTO DIMENSIONS AND APPEARANCE DIMENSIONS ET ASPECT MASSE UND AUSSEHEN DIMENSIONES Y ASPECTO РАЗМЕРЫ И ВНЕШНИЙ ВИД 尺寸和外観	ISO 10545-2	PROSPETTO G.1 PROSPECT G.1 FEUILLE G.1 PROSPEKT G.1 PROSPECTO G.1 ТАБЛИЦА G.1 说明书 G.1	CONFORME COMPLIANT CONFORME ERFÜLLT CONFORME СООТВЕТСТВУЕТ 符合
 ASSORBIMENTO D'ACQUA WATER ABSORPTION ABSORPTION D'EAU WASSERAUFNAHME ABSORCIÓN DE AGUA ВОДОПОГЛОЩЕНИЕ 吸水率	ISO 10545-3	≤0,5%	<0,1%
 RESISTENZA A FLESSIONE FLEXURAL RESISTANCE RESISTANCE A LA FLEXION BIEGEFESTIGKEIT RESISTENCIA A LA FLEXIÓN ПРОЧНОСТЬ НА ИЗГИБ 弯曲强度	ISO 10545-4	min./МИН 35 N/mm ²	> 45 N/mm ²
SFORZO DI ROTTURA MODULUS OF RUPTURE CHARGE DE RUPTURE BRUCHLAST CARGA DE RUPTURA СТОЙКОСТЬ НА ИЗЛОМ 断裂应力		SPESSORE / THICKNESS / EPAISSEUR / STÄRKE ESPESOR / ТОЛЩИНА / 厚度 ≥ 7,5 mm: min. 1300N	SPESSORE* THICKNESS* EPAISSEUR* STÄRKE* ESPESOR* DEBLJINA* ТОЛЩИНА* 厚度
			6,5 mm 1800 N* 10 mm 3000 N* 20 mm 11000 N*
 RESISTENZA ALL'ABRAZIONE PROFONDA DEEP ABRASION RESISTANCE RESISTANCE A L'ABRASION PROFONDE BESTÄNDIGKEIT GEGEN TIEFENVERSCHLEISS RESISTENCIA A LA ABRASIÓN PROFUNDA УСТОЙЧИВОСТЬ К ГЛУБОКОМУ СТИРАНИЮ 深耐磨性	ISO 10545-6	≤ 175 mm ³	< 140 mm ³
RESISTENZA ALL'ABRAZIONE SUPERFICIALE RESISTANCE TO SURFACE ABRASION RESISTANCE A L'ABRASION SUPERFICIELLE BESTÄNDIGKEIT GEGEN OBERFLÄCHENVERSCHLEISS RESISTENCIA A LA ABRASIÓN SUPERFICIAL ИЗНОСОСТОЙКОСТЬ 耐表面耐磨性	ISO 10545-7	CLASSI 0-5 CLASSES 0-5 CLASSE 0-5 CLASSIF. 0-5 CLASE 0-5 КЛАССЫ 0-5 等級 0-5	COME INDICATO IN CATALOGO AS INDICATED IN THE CATALOGUE COMME INDIQUE SUR LE CATALOGUE WIE IM KATALOG ANGEZEIGT SEGÚN LO INDICADO EN EL CATÁLOGO КАК УКАЗАНО В КАТАЛОГЕ 如产品目录所示
 COEFFICIENTE DILATAZIONE TERMICA LINEARE (α) LINEAR EXPANSION THERMIC COEFFICIENT COEFF. DILATATION THERMIQUE LINEIQUE LINEARER TERMISCHEAUSDEHNUNGSKOEFFIZIENT COEF. DILATACIÓN TÉRMICA LINEAL КОЭФФИЦИЕНТ ТЕМПОВОГО ЛИНЕЙНОГО РАСШИРЕНИЯ (α) 直线热膨胀系数	ISO 10545-8	METODO DISPONIBILE AVAILABLE ON REQUEST METHODE DISPONIBLE VERFÜGBARES VERFAHREN TEST DISPONIBLE ОПРЕДЕЛЯЕТСЯ ПРОИЗВОДИТЕЛЕМ 可用方法	≤ 7x10 ⁻⁶ °C ⁻¹
 RESISTENZA AGLI SBALZI TERMICI RESISTANCE TO SUDDEN TEMPERATURE CHANGES RESISTANCE AUX CHOCs THERMIQUES TEMPERATURWECHSELBESTÄNDIGKEIT RESISTENCIA A LAS VARIACIONES TÉRMICAS СТОЙКОСТЬ К ТЕМПЕРАТУРНЫМ ПЕРЕПАДАМ 耐热冲击性	ISO 10545-9	METODO DISPONIBILE AVAILABLE ON REQUEST METHODE DISPONIBLE VERFÜGBARES VERFAHREN TEST DISPONIBLE ОПРЕДЕЛЯЕТСЯ ПРОИЗВОДИТЕЛЕМ 可用方法	RESISTE RESISTANT RESISTANT BESTÄNDIG RESISTE УСТОЙЧИВА 抵御

CARATTERISTICA Specification Caracteristique Eigenschaft Característica Характеристикаметод 规格	METODO DI PROVA Test methods Methode d'essai Testverfahren Prueba Стандарт испытаний 测试方式	REQUISITI PREVISTI DALLA NORMA Requirements in accordance to the standards Caracteristiques requises Vorgesehene eigenschaften gemäs normen Características previstas por la norma Требования предусмотренные стандартом 法定要求	VALORE MEDIO Average value Valeur moyenne Durchschnittlicher wert Valor medio Средний показатель 技术规格
 RESISTENZA AL GELO FROST RESISTANCE RESISTANCE AU GEL FROSTBESTÄNDIGKEIT RESISTENCIA AL HIELO МОРОЗОСТОЙКОСТЬ 耐结冰性	ISO 10545-12	RICHIESTA ALWAYS TESTED EXIGÉE NOTWENDIG NECESARIA ТРЕБУЕМАЯ 要求	RESISTE RESISTANT RESISTANT BESTÄNDIG RESISTE УСТОЙЧИВА 抵御
 PRODOTTI CHIMICI AD USO DOMESTICO ED ADDITIVI PER PISCINA HOUSEHOLD CHEMICALS AND SWIMMING POOL WATER CLEANSERS PRODUITS CHIMIQUES COURANTS ET ADDITIFS POUR PISCINE CHEM. PRODUKTE FÜR DEN HAUSHALTSGEBRAUCH UND ZUSATZ FÜR SCHWIMMBÄDER PRODUCTOS QUÍMICOS PARA UTILIZO DOMÉSTICO Y ADITIVOS PARA PISCINA БЫТОВЫЕ ХИМИЧЕСКИЕ СРЕДСТВА И СРЕДСТВА ДЛЯ БАССЕЙНОВ 家用化学产品和泳池添加剂		min. B МИН. B	min. B МИН. B
ACIDI ED ALCALI A BASSA CONCENTRAZIONE ACIDS AND LOW CONCENTRATION ALKALIS ACIDES ET ALCALI A FAIBLE CONCENTRATION SÄUREN UND ALKALI IN GERINGER KONZENTRATION ÁCIDOS Y ALCALI CON BAJA CONCENTRACIÓN НИЗКОКОНЦЕНТРИРОВАННЫЕ КИСЛОТЫ И ЩЕЛОЧИ 低浓度酸碱	ISO 10545-13	DA LA, LB A LC FROM LA, LB TO LC / DE LA, LB A LC VON LA, LB BIS LC / DE LA, LB A LC OT LA, LB DO LC / DA LA, LB A LC	DA LA, LB A LC FROM LA, LB TO LC / DE LA, LB A LC VON LA, LB BIS LC / DE LA, LB A LC OT LA, LB DO LC / DA LA, LB A LC
ACIDI ED ALCALI AD ALTA CONCENTRAZIONE ACIDS AND HIGH CONCENTRATION ALKALIS ACIDES ET ALCALI A FORTE CONCENTRATION SÄUREN UND ALKALI IN HOHER KONZENTRATION ÁCIDOS Y ALCALI CON ALTA CONCENTRACIÓN ВЫСОКОКОНЦЕНТРИРОВАННЫЕ КИСЛОТЫ И ЩЕЛОЧИ 高浓度酸		METODO DISPONIBILE AVAILABLE ON REQUEST METHODE DISPONIBLE VERFÜGBARES VERFAHREN TEST DISPONIBLE ОПРЕДЕЛЯЕТСЯ ПРОИЗВОДИТЕЛЕМ 可用方法	METODO DISPONIBILE AVAILABLE ON REQUEST METHODE DISPONIBLE VERFÜGBARES VERFAHREN TEST DISPONIBLE ОПРЕДЕЛЯЕТСЯ ПРОИЗВОДИТЕЛЕМ 可用方法
 RESISTENZA ALLE MACCHIE UGL STAIN RESISTANCE UGL RESISTANCE AUX TACHES UGL FLECKBESTÄNDIGKEIT UGL RESISTENCIA A LAS MANCHAS UGL УСТОЙЧИВОСТЬ К ЗАГРЯЗНЕНИЮ UGL 耐污渍性 UGL	ISO 10545-14	METODO DISPONIBILE AVAILABLE ON REQUEST METHODE DISPONIBLE VERFÜGBARES VERFAHREN TEST DISPONIBLE ОПРЕДЕЛЯЕТСЯ ПРОИЗВОДИТЕЛЕМ 可用方法	METODO DISPONIBILE AVAILABLE ON REQUEST METHODE DISPONIBLE VERFÜGBARES VERFAHREN TEST DISPONIBLE ОПРЕДЕЛЯЕТСЯ ПРОИЗВОДИТЕЛЕМ 可用方法
RESISTENZA ALLE MACCHIE GL STAIN RESISTANCE GL RESISTANCE AUX TACHES GL FLECKBESTÄNDIGKEIT GL RESISTENCIA A LAS MANCHAS GL УСТОЙЧИВОСТЬ К ЗАГРЯЗНЕНИЮ GL 耐污渍性 GL		min. 3 МИН. 3	min. 3 МИН. 3

* VALORI RIFERITI AL FORMATO 60X60 / VALUES REFERRED TO 60X60 SIZE / VALEURS RELATIVES AU FORMAT 60X60 / WERTE AUF DAS FORMAT 60X60
VALORES REFERIDO AL FORMATO 60X60 / ЦЕННОСТИ, ОТНОСЯЩИЕСЯ К РАЗМЕРУ 60X60 / 价格指向60X60尺寸

GUIDA AL PRODOTTO

PRODUCT GUIDE / GUIDE AU PRODUIT / INFORMATIONEN ZUM PRODUKT
GUÍA DEL PRODUCTO / РУКОВОДСТВО ПО ПРОДУКТУ / 产品指南

CARATTERISTICHE TECNICHE BICOTTURA UNI EN 14411 (ISO 13006) - BIII (Appendice L)

DESCRIZIONE E CAMPO D'USO

La bicottura è ottenuta da argille provenienti da cave locali di proprietà e da chamotte, macinate a secco, opportunamente miscelate, umidificate e pressate attraverso presse idrauliche. La cottura del supporto avviene in ciclo rapido mediante forni a rulli a temperatura di circa 1100°C. Dopo la smaltatura del biscotto si procede alla cottura del vetrato in forno a rulli monostrato a circa 1030°C. Si ottengono materiali da rivestimento con un assorbimento d'acqua superiore al 10%, classificati nel gruppo BIII secondo la norma UNI EN 14411. Questa tipologia presenta ritiri durante la cottura praticamente nulli, tale costanza dimensionale si traduce in una notevole facilità di posa, inoltre la produzione di grandi formati viene completamente rettificata.

La bicottura è ottenuta da argille provenienti da cave locali di proprietà e da chamotte, macinate a secco, opportunamente miscelate, umidificate e pressate attraverso presse idrauliche. La cottura del supporto avviene in ciclo rapido mediante forni a rulli a temperatura di circa 1100°C. Dopo la smaltatura del biscotto si procede alla cottura del vetrato in forno a rulli monostrato a circa 1030°C. Si ottengono materiali da rivestimento con un assorbimento d'acqua superiore al 10%, classificati nel gruppo BIII secondo la norma UNI EN 14411. Questa tipologia presenta ritiri durante la cottura praticamente nulli, tale costanza dimensionale si traduce in una notevole facilità di posa, inoltre la produzione di grandi formati viene completamente rettificata.

La bicottura è ottenuta da argille provenienti da cave locali di proprietà e da chamotte, macinate a secco, opportunamente miscelate, umidificate e pressate attraverso presse idrauliche. La cottura del supporto avviene in ciclo rapido mediante forni a rulli a temperatura di circa 1100°C. Dopo la smaltatura del biscotto si procede alla cottura del vetrato in forno a rulli monostrato a circa 1030°C. Si ottengono materiali da rivestimento con un assorbimento d'acqua superiore al 10%, classificati nel gruppo BIII secondo la norma UNI EN 14411. Questa tipologia presenta ritiri durante la cottura praticamente nulli, tale costanza dimensionale si traduce in una notevole facilità di posa, inoltre la produzione di grandi formati viene completamente rettificata.

La bicottura è ottenuta da argille provenienti da cave locali di proprietà e da chamotte, macinate a secco, opportunamente miscelate, umidificate e pressate attraverso presse idrauliche. La cottura del supporto avviene in ciclo rapido mediante forni a rulli a temperatura di circa 1100°C. Dopo la smaltatura del biscotto si procede alla cottura del vetrato in forno a rulli monostrato a circa 1030°C. Si ottengono materiali da rivestimento con un assorbimento d'acqua superiore al 10%, classificati nel gruppo BIII secondo la norma UNI EN 14411. Questa tipologia presenta ritiri durante la cottura praticamente nulli, tale costanza dimensionale si traduce in una notevole facilità di posa, inoltre la produzione di grandi formati viene completamente rettificata.

CONSIGLI DI POSA

Le piastrelle in bicottura possono indifferentemente essere posate con collanti o malte cementizie.

Scegliere l'adesivo più indicato attenendosi alle indicazioni del produttore del collante stesso.

E' da evitare assolutamente la bagnatura prima della posa nel caso si utilizzino collanti a base di resine acriliche o viniliche e quando si usino collanti bi-componenti a base di solventi organici.

Sui grandi formati è bene operare col sistema di posa della doppia spalmatura e prevedere, per ampie superfici, opportuni giunti di dilatazione che non dovranno essere distanziati l'uno dall'altro più di 4-5 metri lineari.

Riportiamo di seguito le condizioni di posa da evitare che potrebbero generare problemi:

- per posa su calcestruzzo o intonaco non ancora asciutto, lasciare asciugare almeno una settimana per centimetro di spessore.
- nel caso di posa con utilizzo di sola malta cementizia si consiglia di non superare i 5mm circa di spessore per evitare deformazioni delle piastrelle durante le fasi di asciugatura
- per posa su elementi in laterizio, si consiglia di non superare mai i 4-5 mm di spessore di adesivo per piastrelle.
- per posa su supporti flessibili (tipo cartongesso, pannelli polimerici, ecc.) che possono generare movimenti della piastrella si consiglia di non superare i 2-3 mm di spessore di adesivo per piastrelle e di utilizzare colle di classe C2 o D1.
- per posa su superfici di laterizio impermeabilizzate, che impediscono la fuoriuscita dell'umidità, si consiglia di non superare i 3 mm di spessore di adesivo per piastrelle e di utilizzare colle di classe C2 o D1.

Evitare pose senza giunto di dilatazione o fuga, per impedire che le sollecitazioni dovute a dilatazione vengano scaricate direttamente sulla piastrella.

DOUBLE FIRING TECHNICAL SPECIFICATIONS

UNI EN 14411 (ISO 13006) - BIII (Appendix L)

Double firing uses clays from local owned quarries and chamotte, dry-ground, mixed and pressed with hydraulic presses. The firing of the support is performed in quick cycle with roller ovens at a temperature of about 1100°. After the glazing of the biscuit the glaze is fired in single layer roller ovens at about 1030°. The resulting facing materials with a water absorption higher than 10%, classified as BIII according to standard UNI EN 14411. These types of tiles have practically no shrinkage during firing, and this dimensional consistency results in a very easy to lay product and the production of large formats is completely ground.

LAYING RECOMMENDATIONS

Double firing tiles can be laid with adhesives and cement mortar.

Select the most suitable adhesive by following the indications of the adhesive manufacturer.

When using acrylic or vinyl resin adhesives and when using organic solvents based bicomponent adhesives do not wet before laying.

When laying large format tiles use the double spreading laying technique and allow, for large surfaces, expansion joints that must not distance more than 4-5 linear metres from each other.

See below for laying recommendations that ensure a good result:

- when laying on concrete or plaster that is not dry yet, leave it to dry for at least a week per centimetre of thickness;
 - when laying using only cement mortar we recommend not exceeding 5 mm of thickness to avoid deformations of the tiles during drying;
 - when laying on brickwork never exceed 4-5 mm of thickness of adhesive per tile;
 - when laying on flexible supports (e.g. plasterboard, polymeric panels, etc.) that could generate movements of the tiles we recom-mend not exceeding 2-3 mm of thickness of adhesive per tile and using C2 or D1 class glue.
- Do not lay tiles without expansion joints or grouting otherwise the stresses due to expansion will be discharged directly on the tiles.

Do not lay tiles without expansion joints or grouting otherwise the stresses due to expansion will be discharged directly on the tiles.

Do not lay tiles without expansion joints or grouting otherwise the stresses due to expansion will be discharged directly on the tiles.

CARACTÉRISTIQUES TECHNIQUES BICUISSON

UNI EN 14411 (ISO 13006) - BIII (Annexe L)

La bicusson est obtenue avec des argiles provenant de carrières locales privées et de chamottes broyées à sec, opportunément mélangées, humidifiées et pressées dans des presses hydrauliques. La cuisson du support se fait en cycle rapide dans des fours à rouleaux à une température d'environ 1100°C. Après l'émaillage du biscuit, le produit est ensuite cuit dans des fours à rouleaux monocouche à environ 1030°C. On obtient des matériaux de revêtement avec à absorption d'eau supérieure à 10 %, classés groupe BIII selon la norme UNI EN 14411. Cette catégorie ne se rétracte pratiquement pas pendant la cuisson, cette constance dimensionnelle se traduit par une grande facilité de pose; par ailleurs, la production de grands formats est complètement rectifiée.

CONSEILS DE POSE

Les carreaux en bicusson peuvent être posés aussi bien avec des colles qu'avec des mortiers à base de ciment. L'adhésif le plus indiqué devra être choisi en respectant les instructions du fabricant de la colle. Le mouillage avant la pose est à éviter absolument en cas d'utilisation de colles à base de résines acryliques ou vinyliques et de colles bicomposant à base de solvants organiques.

Sur les grands formats, il est conseillé de travailler selon la technique de pose de double application et de prévoir, sur les grandes surfaces, d'opportuns joints de dilatation qui ne devront pas être espacés les uns des autres de plus de 4 à 5 mètres. Ci-après figurent les conditions de pose à éviter pour ne pas rencontrer de problèmes:

- pour la pose sur béton ou enduit encore frais, laisser sécher au moins une semaine par centimètre d'épaisseur
- en cas de pose avec utilisation de mortier à base de ciment seulement, il est conseillé de ne pas dépasser 5 mm d'épaisseur pour éviter les déformations des carreaux au cours du séchage.

Sur les grands formats, il est conseillé de travailler selon la technique de pose de double application et de prévoir, sur les grandes surfaces, d'opportuns joints de dilatation qui ne devront pas être espacés les uns des autres de plus de 4 à 5 mètres. Ci-après figurent les conditions de pose à éviter pour ne pas rencontrer de problèmes:

Sur les grands formats, il est conseillé de travailler selon la technique de pose de double application et de prévoir, sur les grandes surfaces, d'opportuns joints de dilatation qui ne devront pas être espacés les uns des autres de plus de 4 à 5 mètres. Ci-après figurent les conditions de pose à éviter pour ne pas rencontrer de problèmes:

TECHNISCHE EIGENSCHAFTEN ZWEIBRANDVERFAHREN DIN EN 14411 (ISO 13006) - BIII (Anhang L)

Die Zweibrand-Verfahren erfolgt mit Ton aus eigenen lokale Steinbrüchen und Schamotteton, die trocken gemahlen, entsprechend gemischt, befeuchtet und mit hydraulischen Pressen gepresst werden. Der Brand der Unterlage erfolgt bei einer Temperatur von ca. 1100°C im Schnellzyklus in Rollenöfen. Nach der Glasierung des Biskuits wird der Brand des glasierten Werkstücks im Einschnitt-Rollenofen bei ca. 1030° C durchgeführt. Auf diese Weise werden Verkleidungsmaterialien und einer Wasseraufnahme von über 10% hergestellt, die in die Gruppe BIII gemäß der Norm DIN EN 14411 eingestuft werden.

Bei diesem Typ liegt während des Brandes praktisch keinerlei Schrumpfung vor. Diese Maßhaltigkeit gewährleistet eine erhebliche Erleichterung der Verlegung. Darüber hinaus wird die Herstellung von großen Formaten vollständig korrigiert.

EMPFEHLUNGEN FÜR DIE VERLEGUNG

Die Zweibrand-Fliesen können sowohl mit Klebern oder mit Zementmörtel verlegt werden. Den optimalen Klebstoff auswählen und die Angaben des Herstellers des Klebers beachten. Die Befeuchtung vor der Verlegung ist in jedem Falle zu vermeiden, wenn Kleber auf der Basis von Acrylharzen oder Vinyl, oder Zweikomponentenkleber auf der Basis organischer Lösungsmittel verwendet werden. Bei großen Formaten sollte die Verlegung mit der Doppelstreichbeschichtung erfolgen. Darüber hinaus sollten entsprechende Dehnungsfugen mit einem Abstand von nicht mehr als 4-5 Linearmetern voneinander vorgesehen werden. Die nachfolgend aufgeführten Verlegungsbedingungen sollten vermieden werden, da diese zu Problemen führen könnten:

- Für die Verlegung auf noch nicht vollständig getrocknetem Beton oder Putz beträgt die Trocknungszeit mindestens eine Woche pro Zentimeter Stärke.
 - Bei der Verlegung mit ausschließlicher Verwendung von Zementmörtel wird empfohlen, eine Stärke von 5 mm nicht zu überschreiten, um ein Verziehen der Fliesen während der Trocknung zu verhindern.
 - Für die Verlegung auf Backstein-Elementen wird empfohlen, keinesfalls eine Stärke von 4-5 mm des Fliesenklebers zu überschreiten.
 - Bei der Verlegung auf flexiblen Unterlagen (wie Gipskartonplatten, Polymerplatten, usw.), die Bewegungen der Fliese erzeugen können, wird empfohlen, eine Stärke von 2,3 mm des Fliesenklebers nicht zu überschreiten und Kleber der Klasse C2 oder D1 zu verwenden.
 - Für die Verlegung auf wasserdichten Ziegeloberflächen, die den Austritt der Feuchtigkeit verhindern, wird empfohlen, eine Stärke von 3 mm des Fliesenklebers nicht zu überschreiten und Kleber der Klasse C2 oder D1 zu verwenden.
- Die Verlegung ohne Dehnungsfugen sollte vermieden werden, um zu vermeiden, dass die Spannungen durch die Dehnung direkt auf die Fliesen einwirken.

CARACTERÍSTICAS TÉCNICAS DE LA DOBLE COCCIÓN

UNI EN 14411 (ISO 13006) - BIII (Apéndice L)

La doble cocción se obtiene de arcillas provenientes de canteras locales propias y de chamotas, molidas en seco, oportunamente mezcla-das, humidificadas y prensadas mediante prensas hidráulicas. La cocción del soporte se realiza en ciclo rápido mediante hornos de rodillos a una temperatura de aproximadamente 1100°C. Después de esmaltar el bizcocho se procede a cocer el vítreo en un horno de rodillos monocapa a unos 1030°C. De este modo se obtienen materiales de revestimiento con una absorción de agua superior al 10%, clasificados en el grupo BIII según la norma UNI EN 14411. Este tipo de material presenta retracciones durante la cocción prácticamente nulos, esta constancia dimensional se traduce en una notable facilidad de colocación, además, la producción de grandes formatos se rectifica por completo.

CONSEJOS PARA LA COLOCACIÓN

Los azulejos de doble cocción pueden ser colocados indiferentemente utilizando colas o lechadas de cemento. Elija el adhesivo más indicado ateniéndose a las indicaciones del productor de la cola. Evite completamente mojar las partes antes de la colocación si utiliza colas a base de resinas acrílicas o vinílicas y cuando emplee colas bicomponentes a base de disolventes orgánicos. Para los grandes formatos es aconsejable seguir un sistema de colocación de doble extendido y prever, en caso de superficies amplias, juntas de dilatación adecuadas, las cuales no deberán distar más de 4-5 metros lineales entre ellas.

A continuación se indican las condiciones de colocación que podrían generar problemas y que, por lo tanto, deben ser evitadas:

- para la puesta sobre hormigón o enlucido que aún no está seco, dejar secar por lo menos una semana por centímetro de espesor
- en caso de puesta con uso de una sola lechada de cemento se aconseja no superar los 5 mm aproximadamente de espesor, para evitar deformaciones de los azulejos durante las fases de secado
- para la puesta sobre elementos en arcilla cocida, se aconseja no superar nunca los 4-5 mm. de espesor de adhesivo para azulejos
- para la puesta sobre soportes flexibles (tipo yeso, paneles poliméricos, etc.) que pueden generar movimientos del azulejo se aconseja no superar los 2-3 mm de espesor de adhesivo para azulejos y utilizar colas de clase C2 o D1.
- para la puesta sobre superficies de arcilla cocida impermeabilizadas, que impiden la salida de la humedad, se aconseja no superar los 3 mm de espesor de adhesivo para azulejos y utilizar colas de clase C2 o D1.

Evite la colocación sin junta de dilatación, de este modo impedirá que las solicitudes debidas a la dilatación se descarguen directamente sobre el azulejo.

GUIDA AL PRODOTTO

PRODUCT GUIDE / GUIDE AU PRODUIT / INFORMATIONEN ZUM PRODUKT
GUÍA DEL PRODUCTO / РУКОВОДСТВО ПО ПРОДУКТУ / 产品指南

ТЕХНИЧЕСКИЕ ХАРАКТЕРИСТИКИ ПЛИТКИ ДВУКРАТНОГО ОБЖИГА UNI EN 14411 (ISO 13006) - BIII (Приложение L)

Плитку двукратного обжига получают из глин, добываемых из собственных карьеров, и из шамота, которые размалывают сухим способом, смешивают, увлажняют и прессуют гидропрессами. Обжиг основы проводится быстрым циклом в роликовых печах при температуре около 1100°C.

После глазуирования бисквита выполняется обжиг остеклованной плитки в однослойной роликовой печи примерно при 1030°C. Так получают облицовочный материал с пределом прочности на изгиб в среднем выше 17 Н/мм² согласно UNI EN ISO 10545-4 и с поглощением воды выше 10%, с классификацией в группу BIII по норме UNI EN 14411. На материале этого типа при обжиге практически не происходит усадки, такое постоянство размеров значительно облегчает укладку, кроме того, крупноформатная продукция полностью ректифицирована.

РЕКОМЕНДАЦИИ ПО УКЛАДКЕ

Плитки двукратного обжига можно одинаково укладывать на клеевые смеси и цементные растворы. Выбрать наиболее подходящий клей, придерживаясь указаний производителя клея. Категорически не допускается смачивания перед укладкой при использовании клеев на базе акриловых или виниловых смол, а также двухкомпонентных клеев на базе органических растворителей. Крупные форматы рекомендуется укладывать методом двойного намазывания, для больших площадей предусматривают компенсационные швы, которые следует размещать не реже, чем через 4-5 погонных метров.

Ниже приведены советы по предупреждению ошибок при укладке во избежание проблем:

- если бетон или штукатурка, на которые укладывается плитка, еще влажные, следует оставить их сохнуть из расчета не менее недели на сантиметр толщины
- при укладке на цементный раствор рекомендуется не превышать по толщине примерно 5 мм во избежание деформации плитки при высыхании
- при укладке на кирпич рекомендуется ни в коем случае не превышать 4-5 мм толщины слоя клея для плиток
- при укладке на гибкие основы (гипсокартон, панели из полимеров и т.п.), которые могут вызвать смещение плиток, рекомендуется накладывать клей слоем не более 2-3 мм и пользоваться клеями класса C2 или D1
- для укладки на кирпичные поверхности с гидроизоляцией, которые не допускают просачивания влаги, рекомендуется накладывать клей для плиток слоем не толще 3 мм и пользоваться клеями класса C2 или D1. Избегать укладки без компенсационных швов или стыковых швов во избежание того, что нагрузки при расширении будут воздействовать непосредственно на плитку.

二次烧制技术特性

UNI EN 14411 (ISO 13006) - BIII (Appendice L)









二次烧制瓷砖来自公司自有的山洞所产的陶土和粘土，干燥研磨，适当混合，打湿，通过压机进行冲压。底座的烧制经过快速流程，在约1100度的滚筒炉进行。在上釉之后，在约1030度的单滚筒炉进行玻璃烧制。如此得到覆盖材料，折断载荷超过17N/mm²，符合UNI EN ISO 10545-4 标准，吸水率超过10%，在UNI EN 14411属于BIII级别。这种类型的瓷砖，在烧制过程中回收物为零，尺寸稳定，易于铺砌，此外，大规格瓷砖的生产都经过完全的校正。

铺砌建议

二次烧制瓷砖可以通过胶水或混凝土铺砌。根据生产商的指示，选择最适合的粘合剂。如果使用丙烯酸或乙烯基树脂胶水，或有机溶剂双组分胶水，绝对要避免在铺砌前湿水。大规格瓷砖最好使用双层涂抹体系铺砌，大面积最好留有适当的伸缩缝，两者之间的直线距离不应超过4-5米。在此我们重申应该避免的铺砌情况，以免产生问题：
- 铺砌在未干的混凝土或水泥上，每厘米厚度的水泥至少应风干一星期
- 如果使用水泥砂浆，建议不要超过5mm厚度，以避免干燥过程中瓷砖变形
- 如果铺砌在砖上，建议瓷砖粘合剂永不要超过4-5mm厚度
- 如果铺砌在容易折弯的基座上（例如石膏板，聚合板，等），可能会导致瓷砖滑动，建议瓷砖粘合剂厚度不要超过2-3mm，请使用C2或D1级别的胶水。
- 如果铺砌在经过防水处理的砖上，阻止湿度外溢，建议瓷砖粘合剂厚度不要超过3 mm，请使用C2或D1级别的胶水。请避免不设伸缩缝或勾缝剂的铺砌，以阻止伸缩应力直接卸载到瓷砖上。

CARATTERISTICHE TECNICHE BICOTTURA UNI EN 14411 (ISO 13006) - BIII (appendice L)

DOUBLE FIRING TECHNICAL SPECIFICATIONS / CARACTÉRISTIQUES TECHNIQUES BICUISSON
TECHNISCHE EIGENSCHAFTEN ZWEIBRANDVERFAHREN / CARACTERÍSTICAS TÉCNICAS DE LA DOBLE COCCIÓN
ТЕХНИЧЕСКИЕ ХАРАКТЕРИСТИКИ ПЛИТКИ ДВУКРАТНОГО ОБЖИГА / 二次烧制技术特性

CARATTERISTICA Specification Caracteristique Eigenschaft Característica Характеристикаметодо 规格	METODO DI PROVA Test methods Methode d'essai Testverfahren Prueba Стандарт испытаний 测试方式	REQUISITI PREVISTI DALLA NORMA Requirements in accordance to the standards Caracteristiques requises Vorgesehene eigenschaften gemäs normen Características previstas por la norma Требования предусмотренные стандартом 法定要求	VALORE MEDIO Average value Valeur moyenne Durchschnittlicher wert Valor medio Средний показатель 技术规格
 DIMENSIONI E ASPETTO DIMENSIONS AND APPEARANCE / DIMENSIONS ET ASPECT MASSE UND AUSSEHEN / DIMENSIONES Y ASPECTO РАЗМЕРЫ И ВНЕШНИЙ ВИД / 尺寸和外观	ISO 10545-2	PROSPETTO L.1 PROSPECT L.1 / FEUILLE L.1 PROSPECT L.1 / PROSPECTO L.1 ТАБЛИЦА L.1 / 说明书 L.1	CONFORME COMPLIANT / CONFORME ERFÜLLT / CONFORME СООТВЕТСТВУЕТ / 符合
 ASSORBIMENTO D'ACQUA WATER ABSORPTION / ABSORPTION D'EAU / WASSERAUFNAHME ABSORCIÓN DE AGUA / ВОДОПОГЛОЩЕНИЕ / 吸水率	ISO 10545-3	> 10%	> 10%
 RESISTENZA A FLESSIONE FLEXURAL RESISTANCE RESISTANCE A LA FLEXION BIEGEFESTIGKEIT RESISTENCIA A LA FLEXIÓN ПРОЧНОСТЬ НА ИЗГИБ 弯曲强度	ISO 10545-4	SPESSORE / THICKNESS / EPAISSEUR / STÄRKE ESPESOR / ТОЛЩИНА / 厚度 ≥ 7,5 mm: min. 12 N/mm ² SPESSORE / THICKNESS / EPAISSEUR / STÄRKE ESPESOR / ТОЛЩИНА / 厚度 < 7,5 mm: min. 15 N/mm ²	> 17 N/mm ²
 SFORZO DI ROTTURA MODULUS OF RUPTURE CHARGE DE RUPTURE BRUCHLAST CARGA DE RUPTURA СТОЙКОСТЬ НА ИЗЛОМ 断裂应力		SPESSORE / THICKNESS / EPAISSEUR / STÄRKE ESPESOR / ТОЛЩИНА / 厚度 ≥ 7,5 mm: min. 600 N SPESSORE / THICKNESS / EPAISSEUR / STÄRKE ESPESOR / ТОЛЩИНА / 厚度 < 7,5 mm: min. 200 N	CONFORME COMPLIANT CONFORME ERFÜLLT CONFORME СООТВЕТСТВУЕТ 符合
 COEFFICIENTE DILATAZIONE TERMICA LINEARE (α) LINEAR EXPANSION THERMIC COEFFICIENT COEFF. DILATATION THERMIQUE LINEIQUE LINEARER TERMISCHEAUSDEHNUNGSKOEFFIZIENT COEF. DILATACIÓN TÉRMICA LINEAL КОЭФФИЦИЕНТ ТЕМПОВОГО ЛИНЕЙНОГО РАСШИРЕНИЯ (Α) 直线热膨胀系数	ISO 10545-8	METODO DISPONIBILE AVAILABLE ON REQUEST METHODE DISPONIBLE VERFÜGBARES VERFAHREN TEST DISPONIBLE ОПРЕДЕЛЯЕТСЯ ПРОИЗВОДИТЕЛЕМ 可用方法	≤ 7x10 ⁻⁶ °C ⁻¹
 RESISTENZA AGLI SBALZI TERMICI RESISTANCE TO SUDDEN TEMPERATURE CHANGES RESISTANCE AUX CHOCs THERMIQUES TEMPERATURWECHSELBESTÄNDIGKEIT RESISTENCIA A LAS VARIACIONES TERMICAS СТОЙКОСТЬ К ТЕМПЕРАТУРНЫМ ПЕРЕПАДАМ 耐热冲击性	ISO 10545-9	METODO DISPONIBILE AVAILABLE ON REQUEST METHODE DISPONIBLE VERFÜGBARES VERFAHREN TEST DISPONIBLE ОПРЕДЕЛЯЕТСЯ ПРОИЗВОДИТЕЛЕМ 可用方法	RESISTE RESISTANT RESISTANT BESTÄNDIG RESISTE УСТОЙЧИВА 抵御
RESISTENZA AL CAVILLO CRAZING RESISTANCE / RESISTANCE AU TRESSAILLAGE GLASURRISS-BESTÄNDIGKEIT / RESISTENCIA AL CUARTEADO УСТОЙЧИВОСТЬ К ОБРАЗОВАНИЮ ТРЕЩИН / 耐龟裂性	ISO 10545-11	RICHIESTA ALWAYS TESTED / EXIGEE NOTWENDIG / NECESARIA ТРЕБУЕМАЯ / 要求	RESISTE RESISTANT / RESISTANT BESTÄNDIG / RESISTE УСТОЙЧИВА / 抵御
 PRODOTTI CHIMICI AD USO DOMESTICO ED ADDITIVI PER PISCINA HOUSEHOLD CHEMICALS AND SWIMMING POOL WATER CLEANSERS PRODUITS CHIMIQUES COURANTS ET ADDITIFS POUR PISCINE CHEM. PRODUKTE FÜR DEN HAUSHALTSGEBRAUCH UND ZUSATZ FÜR SCHWIMMBÄDER PRODUCTOS QUÍMICOS PARA UTILIZO DOMÉSTICO Y ADITIVOS PARA PISCINA Бытовые химические средства и средства для бассейнов 家用化学产品和泳池添加剂		min. B МИН. B	min. B МИН. B
ACIDI ED ALCALI A BASSA CONCENTRAZIONE ACIDS AND LOW CONCENTRATION ALKALIS ACIDES ET ALCALI A FAIBLE CONCENTRATION SÄUREN UND ALKALI IN GERINGER KONZENTRATION ÁCIDOS Y ALCALI CON BAJA CONCENTRACIÓN НИЗКОКОНЦЕНТРИРОВАННЫЕ КИСЛОТЫ И ЩЕЛОЧИ 低浓度酸碱	ISO 10545-13	METODO DISPONIBILE AVAILABLE ON REQUEST METHODE DISPONIBLE VERFÜGBARES VERFAHREN TEST DISPONIBLE ОПРЕДЕЛЯЕТСЯ ПРОИЗВОДИТЕЛЕМ 可用方法	METODO DISPONIBILE AVAILABLE ON REQUEST METHODE DISPONIBLE VERFÜGBARES VERFAHREN TEST DISPONIBLE ОПРЕДЕЛЯЕТСЯ ПРОИЗВОДИТЕЛЕМ 可用方法
ACIDI ED ALCALI AD ALTA CONCENTRAZIONE ACIDS AND HIGH CONCENTRATION ALKALIS ACIDES ET ALCALI A FORTE CONCENTRATION SÄUREN UND ALKALI IN HOHER KONZENTRATION ÁCIDOS Y ALCALI CON ALTA CONCENTRACIÓN ВЫСОКОКОНЦЕНТРИРОВАННЫЕ КИСЛОТЫ И ЩЕЛОЧИ 高浓度酸碱		METODO DISPONIBILE AVAILABLE ON REQUEST METHODE DISPONIBLE VERFÜGBARES VERFAHREN TEST DISPONIBLE ОПРЕДЕЛЯЕТСЯ ПРОИЗВОДИТЕЛЕМ 可用方法	METODO DISPONIBILE AVAILABLE ON REQUEST METHODE DISPONIBLE VERFÜGBARES VERFAHREN TEST DISPONIBLE ОПРЕДЕЛЯЕТСЯ ПРОИЗВОДИТЕЛЕМ 可用方法
 RESISTENZA ALLE MACCHIE STAIN RESISTANCE / RESISTANCE AUX TACHES / FLECKBESTÄNDIGKEIT RESISTENCIA A LAS MANCHAS / УСТОЙЧИВОСТЬ К ЗАГРЯЗНЕНИЮ / 耐污渍性	ISO 10545-14	min. 3 МИН. 3	min. 3 МИН. 3

GUIDA AL PRODOTTO

PRODUCT GUIDE / GUIDE AU PRODUIT / INFORMATIONEN ZUM PRODUKT
GUÍA DEL PRODUCTO / РУКОВОДСТВО ПО ПРОДУКТУ / 产品指南

MANUTENZIONE

MANUTENZIONE

MANUTENZIONE

MANUTENZIONE

MANUTENZIONE

MANUTENZIONE

MANUTENZIONE

MANUTENZIONE

MANUTENZIONE

Per la manutenzione ordinaria dei prodotti di Cooperativa Ceramica d’Imola si consiglia l'utilizzo dei comuni detergenti neutri diluiti in acqua; in caso di sporchi intensi di utilizzare detergenti alcalini diluiti, incrementandone la concentrazione in funzione della difficoltà di pulizia, rimuovendoli immediatamente dopo l'utilizzo. Evitare la presenza di elementi abrasivi (sporco e/o sabbia) che con il calpestio generano fenomeni di usura, in particolare per le superfici lucide. Nella aree di accesso diretto con l’esterno si consiglia di predisporre opportuni zerbini per rimuovere gli elementi abrasivi che possono essere trascinati sotto le suole delle scarpe: questa precauzione risulta di particolare importanza nel caso di superfici lucide o a finitura lucida (levigata e/o lappata).

Nel caso di macchie specifiche si consiglia l'utilizzo di adeguati detergenti, eseguendo prima una prova su di una piccola area.

Non utilizzare mai detergenti a base di acido fluoridrico che danneggiano in maniera irreparabile la superficie.

MANUTENZIONE

MANUTENZIONE

MAINTENANCE

When Cooperativa Ceramica d’Imola products require basic cleaning, we recommend using a common neutral detergent diluted in water. If deeper cleaning is required use an alkaline detergent diluted in water and increase the concentration according to how deeply ingrained the dirt or stain is. Always remember to rinse immediately after use. Always remove any abrasive elements (dirt or sand) as they may get trodden in and create wear, especially on tiles with a gloss finish. In areas with direct access to the outdoors we suggest using a mat in order to remove any abrasive elements that may be carried in on shoe soles. This precaution is particularly important if the flooring has a gloss surface or a gloss (polished or honed) finish. If the tiles are actually stained we suggest using an appropriate detergent, but only after trying it out on a small area first. Never use hydrofluoric acid-based detergents as they may damage the tile surfaces irreparably.

MANUTENZIONE

MANUTENZIONE

MANUTENZIONE

ENTRETIEN

Pour l'entretien habituel des produits de Cooperativa Ceramica d’Imola il est conseillé d'utiliser des détergents neutres courants dilués dans de l'eau ; en cas de saleté importante, utiliser des détergents alcalins dilués, en augmentant la concentration en fonction de la difficulté de nettoyage, en les éliminant immédiatement après l'utilisation. Éviter la présence d'éléments abrasifs (saleté et/ou sable) qui, avec le piétinement, génèrent des phénomènes d'usure, notamment pour les surfaces brillantes. Dans les zones communiquant directement avec l'extérieur, il est conseillé de mettre en place d'opportuns paillassons pour éliminer les éléments abrasifs pouvant être entraînés sous les semelles des chaussures : cette précaution est particulièrement importante pour les surfaces brillantes ou à finition brillante (lustrée et/ou poncée). En cas de taches spécifiques, il est conseillé d'utiliser des détergents adéquats, en réalisant d'abord un essai sur une petite surface. Ne jamais utiliser de détergents à base d'acide fluorhydrique, qui abîment de façon irréparable la surface.

MANUTENZIONE

MANUTENZIONE

PFLEGE

Für die regelmäßige Pflege von Produkten der Cooperativa Ceramica d’Imola wird die Nutzung handelsüblicher, mit Wasser verdünnter neutraler Reinigungsmittel empfohlen; bei hartnäckigem Schmutz verdünnte alkalische Reinigungsmittel verwenden, deren Konzentration je nach Verschmutzung zu erhöhen ist. Nach dem Auftragen unverzüglich abwaschen. Keine scheuernden Elemente (Schmutz und/oder Sand) einsetzen, die durch Eintreten Abnutzungserscheinungen hervorrufen können, insbesondere bei glänzenden Oberflächen. In Bereichen mit direktem Zugang zu Außenbereichen wird empfohlen, entsprechende Vorleger zu verwenden, auf denen scheuernde, in Schuhsohlen eingeschleppte Elemente abgetreten werden: Diese Vorsichtsmaßnahme ist besonders

MANUTENZIONE

MANUTENZIONE

MANUTENZIONE

MANUTENZIONE

MANUTENZIONE

MANUTENZIONE

MANUTENZIONE

MANUTENZIONE

MANUTENZIONE

MANUTENZIONE

MANUTENZIONE

MANUTENIMIENTO

MANUTENIMIENTO

MANUTENIMIENTO

MANUTENIMIENTO

MANUTENIMIENTO

MANUTENIMIENTO

MANUTENIMIENTO

MANUTENIMIENTO

MANUTENIMIENTO

MANUTENIMIENTO

MANUTENIMIENTO

MANUTENIMIENTO

MANUTENIMIENTO

MANUTENIMIENTO

MANUTENIMIENTO

MANUTENIMIENTO

MANUTENIMIENTO

MANUTENIMIENTO

MANUTENIMIENTO

MANUTENIMIENTO

MANUTENIMIENTO

MANUTENIMIENTO

MANUTENIMIENTO

MANUTENIMIENTO

MANUTENIMIENTO

MANUTENIMIENTO

MANUTENIMIENTO

MANUTENIMIENTO

MANUTENIMIENTO

MANUTENIMIENTO

MANUTENIMIENTO

MANUTENIMIENTO

MANUTENIMIENTO

MANUTENIMIENTO

MANUTENIMIENTO

MANUTENIMIENTO

MANUTENIMIENTO

MANUTENIMIENTO

MANUTENIMIENTO

MANUTENIMIENTO

MANUTENIMIENTO

MANUTENIMIENTO

MANUTENIMIENTO

MANUTENIMIENTO

MANUTENIMIENTO

MANUTENIMIENTO

MANUTENIMIENTO

MANUTENIMIENTO

MANUTENIMIENTO

MANUTENIMIENTO

MANUTENIMIENTO

MANUTENIMIENTO

MANUTENIMIENTO

MANUTENIMIENTO

MANUTENIMIENTO

MANUTENIMIENTO

MANUTENIMIENTO

MANUTENIMIENTO

MANUTENIMIENTO

MANUTENIMIENTO

MANUTENIMIENTO

MANUTENIMIENTO

MANUTENIMIENTO

MANUTENIMIENTO

MANUTENIMIENTO

MANUTENIMIENTO

MANUTENIMIENTO

MANUTENIMIENTO

MANUTENIMIENTO

MANUTENIMIENTO

MANUTENIMIENTO

MANUTENIMIENTO

MANUTENIMIENTO

MANUTENIMIENTO

MANUTENIMIENTO

MANUTENIMIENTO

MANUTENIMIENTO

MANUTENIMIENTO

MANUTENIMIENTO

MANUTENIMIENTO

MANUTENIMIENTO

MANUTENIMIENTO

MANUTENIMIENTO

MANUTENIMIENTO

MANUTENIMIENTO

MANUTENIMIENTO

MANUTENIMIENTO

MANUTENIMIENTO

MANUTENIMIENTO

MANUTENIMIENTO

MANUTENIMIENTO

MANUTENIMIENTO

MANUTENIMIENTO

MANUTENIMIENTO

MANUTENIMIENTO

MANUTENIMIENTO

MANUTENIMIENTO

MANUTENIMIENTO

MANUTENIMIENTO

MANUTENIMIENTO

MANUTENIMIENTO

MANUTENIMIENTO

MANUTENIMIENTO

MANUTENIMIENTO

MANUTENIMIENTO

MANUTENIMIENTO

MANUTENIMIENTO

MANUTENIMIENTO

MANUTENIMIENTO

MANUTENIMIENTO

MANUTENIMIENTO

MANUTENIMIENTO

MANUTENIMIENTO

MANUTENIMIENTO

MANUTENIMIENTO

MANUTENIMIENTO

MANUTENIMIENTO

MANUTENIMIENTO

MANUTENIMIENTO

MANUTENIMIENTO

MANUTENIMIENTO

MANUTENIMIENTO

MANUTENIMIENTO

MANUTENIMIENTO

MANUTENIMIENTO

MANUTENIMIENTO

MANUTENIMIENTO

MANUTENIMIENTO

MANUTENIMIENTO

MANUTENIMIENTO

MANUTENIMIENTO

MANUTENIMIENTO

MANUTENIMIENTO

MANUTENIMIENTO

MANUTENIMIENTO

MANUTENIMIENTO

MANUTENIMIENTO

MANUTENIMIENTO

MANUTENIMIENTO

MANUTENIMIENTO

MANUTENIMIENTO

MANUTENIMIENTO

MANUTENIMIENTO

MANUTENIMIENTO

MANUTENIMIENTO

MANUTENIMIENTO

MANUTENIMIENTO

MANUTENIMIENTO

MANUTENIMIENTO

MANUTENIMIENTO

MANUTENIMIENTO

MANUTENIMIENTO

MANUTENIMIENTO

MANUTENIMIENTO

MANUTENIMIENTO

MANUTENIMIENTO

MANUTENIMIENTO

MANUTENIMIENTO

MANUTENIMIENTO

MANUTENIMIENTO

MANUTENIMIENTO

MANUTENIMIENTO

MANUTENIMIENTO

MANUTENIMIENTO

MANUTENIMIENTO

MANUTENIMIENTO

MANUTENIMIENTO

MANUTENIMIENTO

MANUTENIMIENTO

MANUTENIMIENTO

MANUTENIMIENTO

MANUTENIMIENTO

MANUTENIMIENTO

MANUTENIMIENTO

MANUTENIMIENTO

MANUTENIMIENTO

MANUTENIMIENTO

MANUTENIMIENTO

MANUTENIMIENTO

MANUTENIMIENTO

MANUTENIMIENTO

MANUTENIMIENTO

MANUTENIMIENTO

MANUTENIMIENTO

MANUTENIMIENTO

MANUTENIMIENTO

MANUTENIMIENTO

MANUTENIMIENTO

MANUTENIMIENTO

MANUTENIMIENTO

MANUTENIMIENTO

MANUTENIMIENTO

MANUTENIMIENTO

MANUTENIMIENTO

MANUTENIMIENTO

MANUTENIMIENTO

MANUTENIMIENTO

MANUTENIMIENTO

MANUTENIMIENTO

MANUTENIMIENTO

MANUTENIMIENTO

MANUTENIMIENTO

MANUTENIMIENTO

MANUTENIMIENTO

MANUTENIMIENTO

MANUTENIMIENTO

MANUTENIMIENTO

MANUTENIMIENTO

MANUTENIMIENTO

MANUTENIMIENTO

MANUTENIMIENTO

MANUTENIMIENTO

MANUTENIMIENTO

MANUTENIMIENTO

MANUTENIMIENTO

MANUTENIMIENTO

MANUTENIMIENTO

MANUTENIMIENTO

MANUTENIMIENTO

MANUTENIMIENTO

GUIDA AL PRODOTTO

PRODUCT GUIDE / GUIDE AU PRODUIT / INFORMATIONEN ZUM PRODUKT
GUÍA DEL PRODUCTO / РУКОВОДСТВО ПО ПРОДУКТУ / 产品指南

SICUREZZA NELL'UTILIZZO DEI PRODOTTI DI COOPERATIVA CERAMICA D’IMOLA

SAFETY WHEN USING COOPERATIVA CERAMICA D’IMOLA PRODUCTS

The Cooperativa Ceramica d'Imola tiles are produced with selected and particularly pure raw materials that are subject to the most modern extraction and control technologies. The high pressing force achieves, after heat treatment at over 1200°, a highly compact and resistant tile with an extremely low water absorption. During use, the ceramic surface has no harmful effects whatsoever. It is completely inert from a toxicological point of view and has no impact on the environment. Cooperativa Ceramica d'Imola's ceramic tiles are not affected by fire. They are not damaged from being exposed to flames and they limit the spreading and intensification of the flames. Cooperativa Ceramica d'Imola ceramic tiles do not allow the proliferation of bacteria and they are ideal for locations where the sterility conditions must be easily maintained. All waste material from the industrial production is inert and does not constitute a reactivity or resistance hazard from a chemical and thermal point of view. The waste can be disposed of in the environment without any risk or it can be reused to prepare other material (substrates, etc.).

When cutting the tiles to lay them, we recommend using either a wet saw or a score-and-snap method. When laying tiles, avoid dry cutting them with electric power tools. Improper laying techniques may expose the installer to harmful dust.

Le piastrelle di Cooperativa Ceramica d’Imola vengono prodotte utilizzando materie prime selezionate e particolarmente pure, soggette alle più moderne tecnologie di estrazione e controllo. L’elevata forza di pressatura permette di ottenere, dopo opportuno trattamento termico a temperature oltre i 1200°, un corpo ceramico altamente compatto e resistente, con un bassissimo assorbimento d’acqua. La superficie ceramica durante il suo utilizzo non determina alcun effetto nocivo; è assolutamente inerte dal punto di vista tossicologico e non presenta alcun impatto ambientale.

Le lastre ceramiche di Cooperativa Ceramica d’Imola sono completamente inerti al fuoco.

Non rischiano pertanto danneggiamenti in caso di esposizione a fiamme libere e limitano la propagazione e l’intensificazione delle fiamme.

Le lastre ceramiche di Cooperativa Ceramica d’Imola non costituiscono una base per la proliferazione di batteri e il loro utilizzo è indicato per luoghi in cui le condizioni di sterilità devono essere facilmente mantenute.

Tutti i materiali di scarti della produzione industriale sono inerti, non presentano cioè pericoli di reattività e di resistenza dal punto di vista chimico e termico; tali detriti possono essere collocati nell’ambiente senza correre alcun rischio o essere riutilizzati per la preparazione di altro materiale (sottofondi ecc..).

Si raccomanda il taglio ad umido o il metodo ad incisione e spacco nelle operazioni di posa. Evitare il taglio a secco con utensili motorizzati nelle operazioni di posa. Tecniche di posa improprie possono esporre il posatore a polveri dannose.

Cooperativa Ceramica d’Imola è in grado di testare presso il proprio laboratorio, iscritto all’albo dei “Laboratori Esterni Pubblici e Privati Altamente Qualificati” del Ministero dell’Università e della Ricerca Scientifica, tutte le principali caratteristiche dei materiali prodotti per determinare il livello delle prestazioni d’uso in base alle norme in vigore.

Cooperativa Ceramica d'Imola è in grado di testare presso il proprio laboratorio, iscritto all'albo dei "Laboratori Esterni Pubblici e Privati Altamente Qualificati" del Ministero dell'Università e della Ricerca Scientifica, tutte le principali caratteristiche dei materiali prodotti per determinare il livello delle prestazioni d'uso in base alle norme in vigore.

SAFETY WHEN USING COOPERATIVA CERAMICA D’IMOLA PRODUCTS

The Cooperativa Ceramica d'Imola tiles are produced with selected and particularly pure raw materials that are subject to the most modern extraction and control technologies.

The high pressing force achieves, after heat treatment at over 1200°, a highly compact and resistant tile with an extremely low water absorption.

During use, the ceramic surface has no harmful effects whatsoever. It is completely inert from a toxicological point of view and has no impact on the environment.

Cooperativa Ceramica d'Imola's ceramic tiles are not affected by fire. They are not damaged from being exposed to flames and they limit the spreading and intensification of the flames.

Cooperativa Ceramica d'Imola ceramic tiles do not allow the proliferation of bacteria and they are ideal for locations where the sterility conditions must be easily maintained.

All waste material from the industrial production is inert and does not constitute a reactivity or resistance hazard from a chemical and thermal point of view. The waste can be disposed of in the environment without any risk or it can be reused to prepare other material (substrates, etc.).

When cutting the tiles to lay them, we recommend using either a wet saw or a score-and-snap method. When laying tiles, avoid dry cutting them with electric power tools. Improper laying techniques may expose the installer to harmful dust.

Cooperativa Ceramica d’Imola is able test in its laboratory, registered in the “Highly Qualified Public and Private External Laboratories” register of the University and Scientific Research Ministry, all the main specifications of the materials produced to determine their performance based on the applicable standards.

SÉCURITÉ AVEC L’UTILISATION DES PRODUITS COOPERATIVA CERAMICA D’IMOLA

Les carreaux de Cooperativa Ceramica d'Imola sont fabriqués avec des matières premières sélectionnées et particulièrement pures, selon les technologies les plus modernes d'extraction et de contrôle.

La force élevée de pressage permet d'obtenir, après traitement thermique à des températures de plus de 1200°, un corps céramique très compact et résistance, à très faible absorption d'eau. Lors de son utilisation, la surface céramique ne produit aucun effet nocif ; elle est absolument inerte du point de vue toxicologique et n'a aucun impact sur l'environnement. Les dalles en céramique de Cooperativa Ceramica d'Imola sont complètement inertes au feu. Elles ne subiront donc aucun dommage en cas d'exposition aux flammes nues et limitent la propagation et l'intensification des flammes. Les dalles en céramique de Cooperativa Ceramica d'Imola ne constituent pas un terrain de prolifération de bactéries, leur utilisation est indiquée pour les lieux où des conditions stériles doivent être facilement conservées. Tous les résidus de la production industrielle sont inertes, ne présentent donc pas de dangers de réactivité et de résistance sur le plan chimique et thermique ; ces déchets peuvent être déposés dans l'environnement sans aucun risque ou être réutilisés pour la préparation d'autre matériel (sous-couches, etc.).

Il est conseillé de la tailler avec la surface mouillée, ou en utilisant la méthode à incision et à fendage lors des opérations de pose. Ne pas tailler à sec avec des outils motorisés lors des opérations de pose. Les techniques inappropriées de pose peuvent exposer le poseur à des poussières dangereuses.

Cooperativa Ceramica d’Imola a la possibilité de tester dans son laboratoire, inscrit à l’ordre professionnel des « Laboratoires Externes Publics et Privés Hautement Qualifiés » du Ministère de l’Université et de la Recherche Scientifique, toutes les principales caractéristiques des matériaux produits pour déterminer le niveau de performances d’utilisation en fonction des normes en vigueur.

SICHERHEIT BEI DER VERWENDUNG DER PRODUKTE VON COOPERATIVA CERAMICA D’IMOLA

Die Fliesen von Cooperativa Ceramica d'Imola werden unter der Verwendung von ausgesuchten und besonders reinen Rohstoffen hergestellt, bei denen die modernsten Technologien der Förderung und Kontrolle zum Einsatz kommen. Durch die hohe Presskraft entsteht nach einer geeigneten Wärmebehandlung bei Temperaturen von über 1200 ° ein äußerst kompakter und widerstandsfähiger Keramikkörper mit sehr geringer Wasserabsorption. Die Keramikoberfläche besitzt keinerlei schädlichen Auswirkungen für die menschliche Gesundheit. Sie ist in toxikologischer Hinsicht gänzlich reaktionsträge und ist in ökologischer Hinsicht unbedenklich. Das abgetragene Material ist in toxikologischer Hinsicht völlig unbedenklich und stellt keinerlei Umweltbelastung dar. Die Keramikfliesen der Cooperativa Ceramica d'Imola sind vollkommen feuerfest. D.h. es sind keine Beschädigungen zu befürchten, wenn diese offenem Feuer ausgesetzt werden. Gleichzeitig begrenzen sie die Ausbreitung und Intensivierung des Brandes. Die Keramikfliesen der Cooperativa Ceramica d'Imola bilden keine Grundlage für das Wachstum von Bakterien und eignen sich daher für Räume, in denen sterile Bedingungen auf einfache Weise erhalten werden müssen. Alle Ausschussmaterialien der industriellen Produktion sind reaktionsträge, d.h. sie weisen keinerlei Gefahren der Reaktivität und Beständigkeit in chemischer und thermischer Hinsicht auf. Diese Rückstände können gefahrlos in der Umwelt entsorgt oder für die Herstellung von anderen Materialien wiederverwendet werden (Estriche, usw.).

Für die Verlegungsarbeiten empfehlen wir Nassschnitt oder die Anritz- und Spaltmethode. Vermeiden Sie Trockenschnitt mit motorisierten Werkzeugen bei Verlegungsarbeiten. Unsachgemäße Verlegungstechniken können den Verleger gesundheitsgefährdendem Feinstaub aussetzen.

Die Cooperativa Ceramica d’Imola ist in der Lage, in ihrem Labor, das im Verzeichnis der “Laboratori Esterni Pubblici e Privati Altamente Qualificati (Hoch qualifizierte externe öffentlichen und private Labore)” des Ministeriums für Universität und wissenschaftliche Forschung registriert ist, Tests bezüglich den wichtigsten Eigenschaften der hergestellten Materialien durchzuführen, um die Nutzungsleistungen im Hinblick auf die geltenden Vorschriften zu bestimmen.

SEGURIDAD DURANTE EL USO DE LOS PRODUCTOS DE COOPERATIVA CERAMICA D’IMOLA

Los azulejos de Cooperativa Ceramica d'Imola se producen utilizando materias primas seleccionadas y especialmente puras, sometidas a las tecnologías de extracción y control más modernas. La elevada fuerza de prensado permite obtener, una vez realizado el oportuno tratamiento térmico a temperaturas por encima de los 1200°, un cuerpo cerámico altamente compacto y resistente, con una bajísima absorción de agua. Durante el uso, la superficie cerámica no tiene ningún efecto nocivo. Es absolutamente inerte desde el punto de vista toxicológico y no produce impacto medioambiental. Las losas cerámicas de Cooperativa Ceramica d'Imola son completamente inertes al fuego. Por lo tanto no corren el riesgo de sufrir daños en caso de exposición a llamas libres y limitan la propagación y la intensificación de las mismas. Las losas cerámicas de Cooperativa Ceramica d'Imola no constituyen una base para la proliferación de bacterias y su uso está indicado en aquellos lugares en los que resulta necesario mantener fácilmente las condiciones de esterilidad. Todos los materiales de descartes de la producción industrial son inertes, es decir, no presentan peligros de reactividad ni de resistencia desde el punto de vista químico y térmico; dichos residuos pueden ser colocados en el ambiente sin correr ningún riesgo o ser reutilizados para preparar otros materiales (fondos, etc.).

Se recomienda el corte en húmedo o el método de incisión y rotura durante las operaciones de puesta en obra. Evitar el corte en seco con herramientas motorizadas durante las operaciones de puesta en obra. Las técnicas de puesta en obra inadecuadas pueden generar polvos nocivos para el operador.

Cooperativa Ceramica d’Imola puede comprobar en su laboratorio, inscrito en el registro de los “Laboratorios Externos Públicos y Privados Altamente Cualificados” del Ministerio de la Universidad y de la Investigación Científica, cada una de las características principales de los materiales producidos para determinar el nivel de las prestaciones de uso en función de las normativas vigentes.

БЕЗОПАСНОСТЬ ПРИМЕНЕНИЯ ПРОДУКЦИИ “COOPERATIVA CERAMICA D’IMOLA”

Плитки кооператива “Cooperativa Ceramica d'Imola” производятся из отборного и чистого сырья, при добыче и контроле которого используются самые передовые технологии. Высокое усилие прессования позволяет получить после термообработки при температуре свыше 1200° керамическое изделие большой плотности и прочности, с очень низким уровнем водопоглощения. Керамическая поверхность во время ее использования не вызывает вредных последствий; она абсолютно не токсична и не оказывает никакого воздействия на окружающую среду. Керамические плиты производства “Cooperativa Ceramica d'Imola” полностью инертны при взаимодействии с огнем. Они не получают повреждений при воздействии на них открытого пламени, ограничивают распространение и нарастание огня. Керамические плиты производства “Cooperativa Ceramica d'Imola” не становятся основой для размножения бактерий, их использование показано для мест, где важно поддерживать стерильность без особых усилий. Все производственные отходы инертны, то есть не представляют опасности вступления в реакции и обладают химической и термической устойчивостью; эти обломочные материалы можно поместить в окружающую среду без всякого риска или использовать повторно в изготовлении других материалов (подстилающих слоев и т.п.).

Для укладки плитки рекомендуется использовать мокрую резку или метод разметки и раскола. Избегайте сухой резки моторизованными инструментами при укладке. В результате неправильной техники укладки плитки работник может подвергаться вредному воздействию пыли.

В своей лаборатории, внесенной в реестр независимых высококвалифицированных государственных и частных лабораторий при министерстве высшего образования и научных исследований, “Cooperativa Ceramica d’Imola” может протестировать все основные характеристики выпускаемой продукции для определения уровня эксплуатационных качеств на базе действующих норм.

IMOLA陶瓷合作公司产品使用安全指南

IMOLA陶瓷合作公司精细瓷砖，采用精挑细选的特纯原料制造，运用了最先进的提取与监控科技。在进行约1200度的适当高温处理之后，高强度的冲压可带来高度紧致，耐受性强的瓷质，吸水率极低。在正常使用过程中陶瓷表面不会产生任何危害；从毒理学角度来看绝对是惰性的，不会对环境产生任何影响。Imola陶瓷合作公司的瓷砖上完全不易燃的。在靠近明火的情况下，亦无损坏风险，并可以抑制火苗的蔓延与加大。Imola陶瓷合作公司的瓷砖，不会构成电池扩散的基础，适用于要求保持无菌的环境。所有工业废料都是惰性的，不具有反应的危险，耐化学腐蚀，耐高温；这些废料可以存放于环境中，并无危险，也可以循环再用于制作其它物料（基座等）。

建议在进行铺设作业时，采用湿式切割，或者蚀刻和裂纹式切割。在铺设作业时避免采用电动刀具进行干式切割。不当的铺设方式会产生对铺砖人员不利的有害粉尘。

Imola陶瓷合作公司可以在自己的实验室里对所有材料的主要属性进行试验，以根据现行法规界定使用属性水平，该实验室注册于大学及科研部“高规格公共及私人外部实验室”协会。

SIMBOLOGIA

SYMBOLS / SYMBOLES / SYMBOLE
SÍMBOLOS / СИСТЕМА СИМВОЛОВ / 标识

INDICAZIONI D'USO

INDICATIONS FOR USE
INSTRUCTIONS D'UTILISATION
ANWENDUNGSBEREICH
INDICACIONES DE USO
УКАЗАНИЯ ПО ИСПОЛЬЗОВАНИЮ
使用说明



Pavimento

Floor tiles / Sol / Boden
Piso / Пол / 地板



Rivestimento

Wall tiles / Revêtement / Wand
Revestimiento / Облицовка / 墙面

DESTINAZIONI D'USO

SUGGESTED APPLICATIONS
DESTINATION
ANWENDUNGSBEREICH
LUGAR DE EMPLEO
ПРЕДНАЗНАЧЕНИЕ
用途



Abitazioni

Domestic purpose/ Habitation / Wohnbereich
Habitación / Жилое помещение / 住宅



Commerciale leggero

Light traffic area
Passage léger
Gewerblichen bereich
Transito ligero
Торговое помещение с Легкой нагрузкой
低流量商业



Commerciale

Retail / Commercial / Gewerblich
Comercial / Коммерческое назначение / 商用



Commerciale pesante

Heavy traffic area
Passage intense
Gewerblichen bereich mit Hoher beanspruchung
Alto transito
Торговое помещение с Высокой нагрузкой
高流量商业



Esterni

Outdoor floor / Extérieur / Aussenbereich
Exterior / Наружные части / 户外

SUPERFICI

SURFACES
SURFACES
OBERFLÄCHEN
SUPERFICIES
ПОВЕРХНОСТИ
表面

Struttura

Structure / Structuré / Struktur
Estructura / Структура / 结构



Liscio

Flat / Lisse / Glatt
Liso / Гладкий / 光滑



Strutturato

Slate cut / Structuré / Strukturiert
Estructurado / Структурированный / 粗糙面



Bocciardato

Bush-hammered rustic / Rustique bouchardé
Rustikal scharriert / Rústico bujardado
Рустикальный Обтесанный бучардой / 粗荔枝面

Finitura

Finish / Finition / Oberfläche
Acabado / Отделка / 终加工



Naturale

Natural / Naturel / Natur
Matt / Природный / 自然式



Patinato

Smooth / Patiné / Patinato
Glaseada / Патинированный / 做旧式



* Lappato

Honed / Adouci / Anpoliert
Esmerillado / Полуполированный / 磨砂式



* Levigato

Polished / Poli / Poliert
Pulido / Полированный / 磨光

Aspetto superficiale

Surface look / Aspect superficiel
Aussehen der Oberfläche / Aspecto superficial
Внешний Вид / 表面外观



Opaco

Matt / Mat / Matt
Opaco / Матовый / 亚光



Satinato

Satin finish / Satiné / Mattiert
Satinado / Сатинированный / 丝光式



Semilucido

Semi-glossy / Semi-brillant / Halbgläzend
Semibrillante / Полуглянцевый / 半抛光



* Lucido

Glossy / Brillant / Glänzend
Brillante / Глянцевый / 抛光

* Le superfici con finitura lappata lucida e levigata sono consigliate per qualsiasi tipo di rivestimento e per pavimenti residenziali o per superfici calpestabili che non hanno un diretto collegamento con l'esterno o che hanno accessi protetti da appositi stuoini. Come è noto tutte le superfici lucide subiscono con l'uso un naturale processo di opacizzazione. Nel caso dei materiali in gres porcellanato di Imola questo processo è più lento rispetto a qualsiasi altro materiale naturale lavorato a lucido come marmo, pietra, granito. / Surfaces with a honed and polished gloss finish are recommended for any kind of wall tile, residential floor or floors that are not directly connected with the outdoors or whose entrances are protected by mats. As is well known, all gloss surfaces naturally lose their shine over time. With Imola porcelain stoneware this process is slower than other honed natural materials like marble, granite or stone. / Les surfaces à finition rodée brillante et polie sont conseillées pour tout type de revêtement et pour les dallages résidentiels ou pour les surfaces de passage non directement reliées à l'extérieur ou présentant des accès protégés par des tapis. Les surfaces brillantes, comme on le sait, se matifient naturellement avec l'usage. Dans le cas des produits en grès cérame d'Imola, ce processus est plus lent comparativement à tout autre matériau naturel poli comme le marbre, la pierre, le granit. / Oberflächen in geläppter, glänzender und polierter Ausführung werden für alle Arten von Boden- und Wandfliesen in Wohnbereichen oder Durchgangsf lächen empfohlen, die keine direkte Verbindung nach außen haben oder deren Zugänge durch entsprechende Fußabtreter geschützt sind. Wie man weiß, erleiden glänzende Oberflächen mit der Zeit einen natürlichen Abnutzungsprozess, bei dem sie matt werden. Im Fall von Materialien aus Feinsteinzeug von Imola ist dieser Prozess jedoch langsamer gegenüber anderen glänzend anpolierten Naturmaterialien wie Marmor, Stein und Granit. / Las superficies con acabado lapeado brillante y lijado son adecuadas para cualquier tipo de revestimiento y para pavimentos residenciales o superficies transitables que no están directamente unidas con el exterior o cuyos accesos están protegidos por alfombras. Como es sabido, con el uso todas las superficies brillantes sufren un proceso de opacificación natural. En el caso de los materiales de gres porcelánico de Imola este proceso es más lento respecto a cualquier otro material natural trabajado en brillante como el mármol, la piedra o el granito. / Поверхности с лапатированной и полированной блестящей отделкой

рекомендуются для всех видов настенных покрытий, напольных покрытий в жилых помещениях, а также напольных покрытий общего пользования, которые не имеют прямого соединения с внешними помещениями, или доступ к которым защищен специальными напольными ковриками. Как известно, все блестящие поверхности в процессе использования подвигаются естественному процессу потери блеска. В случае материалов из керамического гранита производства Imola, этот процесс проявляется позднее по сравнению с любыми другими натуральными материалами с блестящей отделкой, такими, как мрамор, камень, гранит. / 磨砂、磨光面地砖适合住宅墙、地以及任何不与室外接触且入口处有垫子覆盖保护的地方。众所周知，所有抛光表面在长期使用之后都会逐渐变暗。使用IMOLA的瓷质砖，比起其它如大理石、石头、花岗岩加工出来的抛光材料，这一变暗过程会进行得更慢。

Bordo

Edge / Bord / Rand
Borde / Кромка / 边缘



Rettificato monocalibro

Monocaliber, rectified / Rectifié monocalibre
Rettifiziert monokaliber / Rectificado monocalibre
Ректифицированный монокалибр / 单尺寸修正边

STONALIZZAZIONE

SHADE VARIATION / VARIATION DE NUANCES
SCHATTIERUNG / DESTONALIZACIÓN
РАЗБРОС ЦВЕТОВОГО ТОНА / 自然色差

V1



V2



V3



V4



<http://evaluation.cstb.fr/fr/recherche/produits-evalues/?prestations=qb32>

CARATTERISTICHE DI VENDITA

SALES CHARACTERISTICS
CONDITIONS PARTICULIÈRES DE VENTE
VERTRIEBSEIGENSCHAFTEN
CARACTERÍSTICAS DE VENTA
ХАРАКТЕРИСТИКИ ПРОДАЖИ
销售特点



Prodotto venduto al pezzo.

Product sold per item. / Produit vendu à l'unité.
Stückpreisverkauf. / Producto vendido por unidades.
Продукт продается поштучно. / 产品按片销售。

Tutti i nostri prodotti, sia al mq che al pezzo, sono venduti unicamente a scatola completa.

All our products are sold only in complete boxes, whether the unit of measure is per item or per square metre. / Tous nos produits, au m² comme à l'unité, sont vendus uniquement par boîtes entières. / Alle unsere Produkte, sowohl als Quadratmeter- wie in Stückzahlabgabe, werden ausschließlich in vollen Schachteln verkauft. / Todos nuestros productos, tanto al m² como por unidades, se venden únicamente por cajas completas. / Все наши товары, продаваемые как квадратными метрами, так и поштучно, продаются только полными коробками. / 我们所有产品，无论按平方米还是按片定价，都只可整箱销售。



IMOLACERAMICA.IT



A brand of
Cooperativa Ceramica d'Imola S.c.

Via V. Veneto, 13
40026 Imola (BO) Italia
Tel. +39 0542 601601
Fax +39 0542 31749

I tile U