

collections book //20



collections book //20

sommario

SUMMARY
SOMMAIRE
VERZEICHNIS
SUMARIO

- 4 **guida per riferimenti di look**
LOOK GUIDE
GUIDE POUR LES RÉFÉRENCES DE LOOK
ANLEITUNG FÜR LOOK-BEZÜGE
GUÍA PARA REFERENCIAS DE ESTILO
- 6 **la gamma dei formati**
RANGE OF SIZES
LA GAMME DES FORMATS
DIE PALETTE DER FORMATE
LA GAMA DE FORMATOS
- 8 **wide surface. i grandi formati**
THE LARGE SIZES
LES GRANDS FORMATS
DIE GROSSEN FORMATE
LOS GRANDES FORMATOS
- 10 **stone. il gres porcellanato a tutta massa**
WHOLE-BODY PORCELAIN STONEWARE
LE GRÈS CÉRAME PLEINE MASSE
DAS VOLLMASSIGE FEINSTEINZEUG
EL GRES PORCELÁNICO CON COLOR EN TODA MASA
- 11 **le porcellane smaltate**
GLAZED PORCELAIN STONEWARE
LE GRÈS CÉRAME ÉMAILLÉ
DAS GLASIERTE FEINSTEINZEUG
EL GRES PORCELÁNICO ESMALTADO
- 12 **20MM. le superfici outdoor ad alto spessore**
EXTRA-THICK MATERIALS FOR OUTDOOR USE
LES SURFACES DE GRANDE ÉPAISSEUR POUR L'EXTÉRIEUR
DIE OUTDOOR-OBERFLÄCHEN MIT GROSSER STÄRKE
GRAN ESPESOR PARA LAS SUPERFICIES DE EXTERIORES
- 14 **30MM. superfici polifunzionali**
MULTI-PURPOSE SURFACES
DES SURFACES POLYFONCTIONNELLES
MEHRZWECK-OBERFLÄCHEN
SUPERFICIES POLIFUNCIONALES
- 16 **guida per riferimenti di colore**
COLOUR GUIDE
GUIDE POUR LES RÉFÉRENCES DE COULEUR
ANLEITUNG FÜR FARBBEZÜGE
GUÍA PARA REFERENCIAS DE COLOR
- 20 **company profile**

- 23 **pietra look**
STONE LOOK
STYLE PIERRE
STIL STEIN
ESTILO PIEDRA
- 119 **cemento look**
CONCRETE LOOK
STYLE BÉTON
STIL ZEMENT
ESTILO CEMENTO
- 191 **legno look**
WOODEN LOOK
STYLE BOIS
STIL HOLZ
ESTILO MADERA
- 231 **terracotta look**
TERRACOTTA LOOK
STYLE COTTO
STIL TERRAKOTTA
ESTILO COCIDO
- 239 **20MM**
- 279 **30MM**
- 290 **informazioni tecniche**
TECHNICAL DATA
RENSEIGNEMENTS TECHNIQUES
TECHNISCHE INFORMATIONEN
INFORMACIONES TÉCNICAS

collections

- 192 arkè
- 202 axel
- 106 ayers rock
- 24 biophilic
- 184 decorativa
- 52 denverstone
- 232 firenze
- 156 freespace
- 210 komi
- 220 madera
- 112 marmi antichi
- 146 milano city
- 72 multistone
- 224 patina
- 88 quarz design
- 100 riverside
- 138 sentimento
- 168 shade
- 64 stones du monde
- 36 sunshine
- 94 tailormade
- 78 V.360
- 176 vanguard
- 120 wi.sh

20MM

- 256 arkè
- 252 biophilic
- 266 denverstone
- 254 freespace
- 274 milano city
- 258 multistone
- 270 patina
- 276 quarz design
- 260 sentimento
- 268 shade
- 262 stones du monde
- 272 V.360
- 264 vanguard

30MM

- 288 urban stone

guida per riferimenti di look

LOOK GUIDE
GUIDE POUR LES RÉFÉRENCES DE LOOK
ANLEITUNG FÜR LOOK-BEZÜGE
GUÍA PARA REFERENCIAS DE ESTILO



stone look

20MM

- | | | | |
|-----|-----------------|-----|-----------------|
| 106 | ayers rock | 252 | biophilic |
| 24 | biophilic | 266 | denverstone |
| 52 | denverstone | | |
| 112 | marmi antichi | 258 | multistone |
| 72 | multistone | 276 | quarz design |
| 88 | quarz design | | |
| 100 | riverside | 262 | stones du monde |
| 64 | stones du monde | | |
| 36 | sunshine | | |
| 94 | tailormade | | |
| 78 | V.360 | 272 | V.360 |

30MM

- | | |
|-----|-------------|
| 288 | urban stone |
|-----|-------------|

concrete look

20MM

- | | | | |
|-----|-------------|-----|-------------|
| 184 | decorativa | 254 | freespace |
| 156 | freespace | 274 | milano city |
| 146 | milano city | 260 | sentimento |
| 138 | sentimento | 268 | shade |
| 168 | shade | 264 | vanguard |
| 176 | vanguard | | |
| 120 | wi.sh | | |

wooden look

20MM

- | | | | |
|-----|--------|-----|--------|
| 192 | arkè | 256 | arkè |
| 202 | axel | | |
| 210 | komi | | |
| 220 | madera | 270 | patina |
| 224 | patina | | |

terracotta look

- | | |
|-----|---------|
| 232 | firenze |
|-----|---------|

la gamma dei formati

RANGE OF SIZES
LA GAMME DES FORMATS
DIE PALETTE DER FORMATE
LA GAMA DE FORMATOS

I formati tradizionali, che negli anni hanno fatto della piastrella un must dell'interior design, si arricchiscono di nuove soluzioni: dal 10x10 fino ai grandi formati 120x260 Wide Surfaces, la gamma Pastorelli garantisce elevate prestazioni tecniche coniugandole a raffinate proposte estetiche, per arredare ogni genere di ambiente sia pubblico che privato.

The conventional sizes, which have made tiles an interior design must over the years, have been enriched with new options, ranging from 10x10 to the large tiles measuring 120x260. Pastorelli's Wide Surfaces range provides advanced performance combined with refined aesthetics, to decorate any kind of design, in both public and private environments.

Les formats traditionnels qui ont fait du carreau au fil des années un must de l'interior design, s'enrichissent de nouvelles solutions : du 10x10 aux grands formats 120x260 Wide Surfaces, la gamme Pastorelli garantit de hautes performances associées à des propositions esthétiques raffinées, pour décorer tout type d'espace public et privé.


Die traditionellen Formate, die im Laufe der Jahre aus der Fliese ein Must des Interior Design gemacht haben, bereichern sich durch neue Lösungen: vom 10x10 bis zu den großen Formaten 120x260 Wide Surfaces. Die Palette von Pastorelli garantiert hohe technische Leistungen und verbindet diese mit raffinierten ästhetischen Vorschlägen zur Einrichtung jeder Art von Räumen sowohl öffentlicher als auch privater Art.

Los formatos tradicionales, que durante años han hecho de la baldosa una necesidad en el diseño de interiores, se enriquecen con nuevas soluciones: desde el 10x10 hasta los grandes formatos 120x260 Wide Surfaces, la gama Pastorelli garantiza elevadas prestaciones técnicas, conjugándolas con refinadas propuestas estéticas a fin de ornamentar todo tipo de ambientes, tanto públicos como privados.



OUTDOOR
RIVESTIMENTO / WALL: Collection KOMI KM Beige 16,5x100 nat.
PAVIMENTO / FLOOR: FS Beige 30x60 grip

INDOOR
PAVIMENTO / FLOOR: FS Beige 60x120 rett.



120x260

sunshine 36
wi.sh 120




26,5x180

arkè 192



20x180

arkè 192



120x120

biophilic 24
sentimento 138
sunshine 36
wi.sh 120



60x120

biophilic 24
freespace 156
milano city 146
multistone 72
sunshine 36
vanguard 176
wi.sh 120




30x120

milano city 146
multistone 72
patina 224




20x120

arkè 192
axel 202
biophilic 24




16,5x100

komi 210



80x80

biophilic 24
freespace 156
sentimento 138
shade 168
V.360 78
vanguard 176
wi.sh 120



40x80

denverstone 52
milano city 146
sentimento 138
shade 168
stones du monde 64
tailormade 94
V.360 78
vanguard 176
wi.sh 120



20x80

madera 220
milano city 146
patina 224
stones du monde 64
V.360 78



20x20

ayers rock 106
decorativa 184
firenze 232



60x60

biophilic 24
denverstone 52
freespace 156
milano city 146
multistone 72
quarz design 88
riverside 100
sentimento 138
shade 168
stones du monde 64
sunshine 36
tailormade 94
V.360 78



30x60

biophilic 24
denverstone 52
freespace 156
milano city 146
multistone 72
quarz design 88
riverside 100
shade 168
stones du monde 64
sunshine 36
tailormade 94
V.360 78
vanguard 176



15x60

quarz design 88



45x45

marmi antichi 112



20x40

ayers rock 106
firenze 232



30x30

denverstone 52
marmi antichi 112
milano city 146
quarz design 88
sentimento 138
shade 168
stones du monde 64
tailormade 94
V.360 78



15x15

marmi antichi 112
quarz design 88
sentimento 138



- 192 arkè
- 24 biophilic
- 138 sentimento
- 36 sunshine
- 120 wi.sh



i grandi formati

THE LARGE SIZES
LES GRANDS FORMATS
DIE GROSSEN FORMATE
LOS GRANDES FORMATOS

Con "Wide Surfaces", Pastorelli dà il benvenuto alle lastre in grande formato, proponendo una gamma dinamica, studiata per offrire estrema versatilità progettuale al mondo dell'architettura contemporanea.

Le lastre in gres porcellanato di Pastorelli garantiscono eccellenti prestazioni in termini di affidabilità e inalterabilità nel tempo. Il grande formato esalta le texture ricercate delle superfici che si esprimono in tutta la loro bellezza per adattarsi a spazi con destinazioni d'uso differenti, in un perfetto equilibrio estetico e tecnico di grande forza espressiva.

With "Wide Surfaces", Pastorelli welcomes the big sizes, introducing a dynamic range, studied to offer an extreme versatility in projects to the contemporary architectural world.

Characterized by an unseen strength, which makes them ideal for high traffic areas, large porcelain slabs of Pastorelli provide excellent performance in terms of reliability and durability over time. The large tile size sets off the sophisticated textures to perfection, expressing all the beauty of the material in any space, regardless of the use, and creating a perfect balance of looks and engineering with high visual impact.

Avec « Wide Surfaces », Pastorelli souhaite la bienvenue aux dalles grand format, en proposant une gamme dynamique, conçue pour offrir une polyvalence conceptuelle extrême au monde de l'architecture contemporaine.


Les dalles en grès cérame Pastorelli garantissent d'excellentes performances en termes de fiabilité et d'inaltérabilité dans le temps. Le grand format exalte les textures raffinées des surfaces qui s'expriment dans toute leur beauté pour s'adapter à des espaces avec des usages différents, dans un parfait équilibre esthétique et technique d'une grande puissance expressive.

Mit "Wide Surfaces" begrüßt Pastorelli die großformatigen Platten und bietet eine dynamische Palette an, die zusammengestellt wurde, um der Welt der modernen Architektur die höchste Vielseitigkeit beim Entwurf anzubieten.

Die Platten aus Feinsteinzeug von Pastorelli garantieren hervorragende Leistungen hinsichtlich Zuverlässigkeit und langer Beständigkeit. Das große Format hebt die raffinierten Texturen der Oberflächen hervor, die in ihrer ganzen Schönheit zum Ausdruck kommen, um sich Räumen mit unterschiedlichem Verwendungszweck in einem perfekten ästhetischen und technischen Gleichgewicht mit großer Ausdruckskraft anzupassen.

Con "Wide Surfaces", Pastorelli dà la bienvenida a las losas de gran formato, proponiendo una gama dinámica, estudiada para ofrecer extraordinaria versatilidad proyectual al mundo de la arquitectura contemporánea.

Las losas en gres porcelánico de Pastorelli garantizan excelentes prestaciones en términos de fiabilidad e inalterabilidad de largo plazo. El gran formato destaca las refinadas texturas de las superficies, que se expresan en toda su belleza a fin de adaptarse a espacios previstos para diferentes usos, en un perfecto equilibrio estético y técnico de gran fuerza expresiva.



120x260

sunshine 36
wi.sh 120




26,5x180

arkè 192



20x180

arkè 192



120x120

biophilic 24
sentimento 138
sunshine 36
wi.sh 120



il gres porcellanato a tutta massa

WHOLE-BODY PORCELAIN STONEWARE
LE GRÈS CÉRAME PLEINE MASSE
DAS VOLLMASSIGE FEINSTEINZEUG
EL GRES PORCELÁNICO CON COLOR EN TODA MASA

Alte performance in termini tecnologici ed estetici caratterizzano le collezioni in gres porcellanato a tutta massa, che uniscono ai tipici canoni di durevolezza e resistenza ad agenti chimici e atmosferici tutta la compattezza materica della lavorazione. Il risultato è sempre un prodotto di grande livello, capace di rispondere con elevati standard estetici alle necessità tecniche di progetti commerciali, pubblici e privati.

Les hautes performances en termes de technologie et d'esthétique caractérisent les collections en grès cérame pleine masse qui associent toute la compacité matérielle de la fabrication aux canons de la dureté et de la résistance aux agents chimiques et atmosphériques. Le résultat est toujours un produit de haut niveau, capable de répondre avec des standards esthétiques élevés aux exigences techniques des projets commerciaux, publics et privés.

All the whole-body porcelain stoneware collections offer advanced performance and stunning looks, combining the typical standards of durability and chemical-and weather-resistance with the inviting textures created by the processing. The result is a product with guaranteed quality and aesthetics that meets the technical needs of projects intended for businesses, homes, and public spaces.

Hohe Leistungen in technologischer und ästhetischer Hinsicht prägen die Kollektionen aus vollmassigem Feinsteinzeug, die mit den üblichen Maßstäben, wie Dauerhaftigkeit und Widerstandsfähigkeit gegenüber Chemikalien und Witterungseinflüssen, die ganze materische Kompaktheit der Verarbeitung verbinden. Das Ergebnis ist immer ein Produkt von hohem Niveau, das in der Lage ist, mit hohen ästhetischen Standards auf die technischen Erfordernisse von gewerblichen, öffentlichen und privaten Projekten einzugehen.

Elevados rendimientos en términos tecnológicos y estéticos caracterizan las colecciones en gres porcelánico en toda masa, que unen a los típicos cánones de duración y resistencia a los agentes químicos y atmosféricos, toda la compactibilidad materica de la producción. El resultado es siempre un producto de gran nivel, capaz de responder con elevados estándares estéticos a los requerimientos técnicos de proyectos tanto comerciales como públicos y privados.



il gres porcellanato smaltato

GLAZED PORCELAIN STONEWARE
LE GRÈS CÉRAME ÉMAILLÉ
DAS GLASIERTE FEINSTEINZEUG
EL GRES PORCELÁNICO ESMALTADO

Colori vivaci, texture e grafiche di superficie ricche e originali sono tra i plus delle serie in gres porcellanato smaltato che offrono ai progetti residenziali e commerciali light le performance tecnologiche tipiche della ceramica con un tocco di ricercatezza estetica in più. Ne risultano progetti completi, ideali per le tendenze dell'architettura contemporanea.

Les couleurs vives, les textures et les graphismes de surface riches et originaux sont quelques-uns des atouts des séries en grès cérame qui offrent aux projets résidentiels et commerciaux légers les performances technologiques typiques de la céramique avec une touche de raffinement esthétique. On obtient ainsi des projets complets, parfaits pour les tendances de l'architecture contemporaine.

The glazed porcelain stoneware series feature bright colours and intense, original textures and surface graphics, offering homes and businesses light-duty materials with the usual advanced performance of ceramics and added elegance. The resulting all-inclusive designs are totally in line with current trends in contemporary architecture.

Bunte Farben, reiche und originelle Texturen und Grafiken der Oberfläche gehören zu den Plus der Serie aus glasierter Feinsteinzeug, die den light Projekten im Wohn- und Geschäftsbereich die typischen technologischen Leistungen der Keramik mit einer Spur mehr an ästhetischer Erlesenheit bieten. Daraus gehen komplette Projekte hervor, die für die Trends der zeitgenössischen Architektur ideal sind.

Colores vivaces, texturas y gráficas de superficie ricas y originales representan fortalezas de la serie en gres porcelánico esmaltado que confieren a los proyectos residenciales y comerciales light los rendimientos tecnológicos típicos de la cerámica, con un toque adicional de refinamiento estético. Se obtienen así proyectos completos, ideales para las tendencias de la arquitectura contemporánea.

- 106 ayers rock
- 24 biophilic
- 52 denverstone
- 232 firenze
- 156 freespace
- 146 milano city
- 72 multistone
- 88 quarz design
- 100 riverside
- 138 sentimento
- 168 shade
- 64 stones du monde
- 36 sunshine
- 94 tailormade
- 78 V.360
- 176 vanguard
- 120 wi.sh

- 192 arkè
- 202 axel
- 184 decorativa
- 210 komi
- 220 madera
- 112 marmi antichi
- 224 patina



20MM

- 256 arkè
- 252 biophilic
- 266 denverstone
- 254 freespace
- 274 milano city
- 258 multistone
- 270 patina
- 276 quarz design
- 260 sentimento
- 268 shade
- 262 stones du monde
- 272 V.360
- 264 vanguard



le superfici outdoor ad alto spessore

EXTRA-THICK MATERIALS FOR OUTDOOR USE
LES SURFACES DE GRANDE ÉPAISSEUR POUR L'EXTÉRIEUR
DIE OUTDOOR-OBERFLÄCHEN MIT GROSSER STÄRKE
GRAN ESPESOR PARA LAS SUPERFICIES DE EXTERIORES

Con le collezioni 20MM si possono adottare diversi metodi di posa: a secco su erba, ghiaia e sabbia, incollata su massetto e sopraelevata.

Questa versatilità ne consente l'applicazione in spazi outdoor sia pubblici sia privati, come giardini, terrazze, balconi, piscine, aree pedonali o carrabili leggere.

20MM collections can be installed in many different ways: directly on the grass, gravel or sand, glued on the screed or as a raised floor.

20MM strong versatility allows every kind of application, in outdoor spaces both public and private, like gardens, patios, terraces, pools, pedestrian or light vehicle transit routes.

On peut adopter différents méthodes de pose avec les collections en 20mm: pose sur pelouse, gravier et sable, pose traditionnelle ou surélevée.

Cette versatilité permet son application en ambiances extérieures soit publiques soit privées, comme jardins, terrasses, balcons, piscines, zones piétonnes ou carrossables légères.

Mit unseren Serien in 20MM kann man verschiedene Verlegungsarten anwenden: Festverlegung, Sand, Split und Stelzlager.

Verschiedene Anwendungsbereiche sind möglich: Öffentlichkeit, privater Bereich, Garten, Terrasse, Balkone, Schwimmbäder, Fußgängerzone oder andere leicht belastete Bereiche.

Con las colecciones 20MM es posible adoptar diferentes métodos de colocación: en seco sobre hierba, gravilla y arena, encolada sobre capa de relleno y sobreelevada.

Esta versatilidad permite su aplicación en espacios de exteriores públicos y privados, tales como jardines, terrazas, balcones, piscinas y áreas peatonales o entradas vehiculares ligeras.



60x120 20MM
multistone 258




60x90 20MM
multistone 258




60x60 20MM
biophilic 252
denverstone 266
freespace 254
milano city 274
multistone 258
Quarz Design 276



40x120 20MM
arkè 256
patina 270



80x80 20MM
sentimento 260
shade 268
vanguard 264



40x80 20MM
arkè 256
shade 268
stones du monde 262
V.360 272

30MM

288 urban stone



superfici polifunzionali

MULTI-PURPOSE SURFACES
DES SURFACES POLYFONCTIONNELLES
MEHRZWECK-OBERFLÄCHEN
SUPERFICIES MULTIUSO

Più spessore, più resistenza, più versatilità. Pastorelli interpreta l'outdoor e gli spazi cittadini con la nuova collezione ispirata a tre differenti Pietre. 30mm di materia e bellezza calibrati per maggiori sollecitazioni: traffico leggero su ruota con posa a secco; traffico urbano con posa su massetto cementizio.

Thicker, tougher, more versatile. Pastorelli offers a new collection, inspired by three different stones, for outdoor and urban spaces. stunning 30 mm-thick materials gauged to withstand high stresses: light wheeled traffic with dry laying; urban traffic with laying on cement screed.


Une épaisseur, une résistance et une polyvalence majeures. Pastorelli interprète les espaces extérieurs et urbains avec la nouvelle collection inspirée de trois Pierres différentes. 30 mm de matière et de beauté calibrés pour des sollicitations plus fortes : trafic léger sur roues avec pose à sec ; trafic urbain avec pose sur chape cimentaire.

Größere Stärke, größere Widerstandsfähigkeit, größere Vielseitigkeit. Pastorelli interpretiert den Außenbereich und die städtischen Bereiche mit der neuen Kollektion, die von drei verschiedenen Steinen inspiriert wird. 30mm Materie und Schönheit, die für stärkere Belastungen kalibriert wurden: leichter Verkehr auf Rädern bei trockener Verlegung; Stadtverkehr bei Verlegung auf Zementestrich.

Mayor espesor, mayor resistencia, mayor versatilidad. Pastorelli interpreta espacios exteriores y espacios ciudadanos con su nueva colección, inspirada en tres diferentes piedras. 30 mm de materia y belleza calibrados para mayores sollicitaciones: tráfico ligero sobre ruedas con colocación en seco; tráfico urbano con colocación sobre solera de cemento.



40x80 30MM



guida per riferimenti di colore

COLOUR GUIDE
GUIDE POUR LES RÉFÉRENCES DE COULEUR
ANLEITUNG FÜR FARBBEZÜGE
GUÍA PARA REFERENCIAS DE COLOR

pietre

STONE
PIERRES
STEINE
PIEDRAS

denverstone DE GREY p. 52	denverstone DE SILVER MIX p. 52	denverstone DE WHITE p. 52	quarz design QD BIANCO p. 88	marmi antichi REALE p. 112
V.360 V.360 GREY p. 78	quarz design QD ANTRACITE p. 88	sunshine SU CAPRAIA WHITE p. 36	biophilic BI WHITE p. 24	stones du monde SM BORGOGNA p. 64
riverside RS GRIGIO p. 100	tailormade TM NERO p. 94	tailormade TM BIANCO p. 94	tailormade TM BEIGE p. 94	stones du monde SM CHIANGA p. 64
tailormade TM GRIGIO p. 94	riverside RS NERO p. 100	sunshine SU SEGESTA IVORY p. 36	riverside RS BEIGE p. 100	marmi antichi ALABASTRO p. 112
multistone MS SYMPLON p. 72	denverstone DE ANTRACITE p. 52	V.360 V.360 WHITE p. 78	stones du monde SM ARDESIA MIX p. 64	riverside RS TERRA p. 100
biophilic BI GREY p. 24	sunshine SU EMPERADOR DARK p. 36	ayers rock ROCK WHITE p. 106	quarz design QD BEIGE p. 88	marmi antichi ANTICO p. 112
sunshine SU BRECCIA GREY p. 36	V.360 V.360 BLACK p. 78	ayers rock ROCK GREY p. 106	marmi antichi CLASSICO p. 112	
biophilic BI DARK GREY p. 24	quarz design QD FUMÈ p. 88	ayers rock ROCK BROWN p. 106	biophilic BI GREIGE p. 24	

cementi

CONCRETE
BÉTONS
BETONS
CEMENTOS

freespace FS WHITE p. 156	decorativa DEC WHITE p. 184	wi.sh WI BEIGE p. 120
wi.sh WI SILVER p. 120	milano city CITY BEIGE p. 146	freespace FS BEIGE p. 156
milano city CITY GRIGIO p. 146	shade SH SABBIA p. 168	wi.sh WI ACCIAIO p. 120
shade SH GHIACCIO p. 165	vanguard VA LIGHT p. 176	freespace FS GREY p. 156
sentimento SE GRIGIO p. 138	sentimento SE GREIGE p. 138	freespace FS DARK GREY p. 156
shade SH NOTTE p. 168	vanguard VA RUST p. 176	wi.sh WI ANTRACITE p. 120
sentimento SE ANTRACITE p. 138	milano city CITY TERRA p. 146	milano city CITY ANTRACITE p. 146
	wi.sh WI RUGGINE p. 120	vanguard VA SMOKE p. 176
		freespace FS BLACK p. 156

legni

WOOD
BOIS
HÖLZER
MADERAS

patina PA BIANCO p. 224	axel AX IVORY p. 202	patina PA BEIGE p. 224	firenze FR BIANCO p. 232
komi KM BIANCO p. 210	axel AX BEIGE p. 202	arkè AK MIELE p. 192	firenze FR GRIGIO p. 232
madera MA BIANCO p. 220	komi KM BEIGE p. 210	madera MA ROVERE p. 220	firenze FR BEIGE p. 232
madera MA PERLA p. 220	arkè AK TORTORA p. 192	axel AX GOLD p. 202	firenze FR COTTO p. 232
patina PA GRIGIO p. 224	patina PA CASTANO p. 224	arkè AK MOGANO p. 192	firenze FR NERO p. 232
axel AX GREY p. 202	komi KM NOCE p. 210		

cotti

TERRACOTTA
COTTOS
TONE
COCIDOS

guida colore per superfici spessorate

COLOUR GUIDE FOR THICK VERSIONS
 GUIDE DE LA COULEUR POUR LES SURFACES MAJORÉES
 ANLEITUNG ZUR FARBE FÜR OBERFLÄCHEN MIT GRÖßERER STÄRKE
 GUÍA COLOR PARA SUPERFICIES DE MAYOR ESPESOR

20MM

pietre

STONE
 PIERRES
 STEINE
 PIEDRAS

denverstone DE WHITE p. 266	multistone MS BEOLA p. 258	biophilic BI WHITE p. 252	quarz design QD BEIGE p. 276
stones du monde SM QUARZITE p. 262	denverstone DE SILVER MIX p. 266	V.360 V.360 WHITE p. 272	stones du monde SM BORGOGNA p. 262
denverstone DE GREY p. 266	quarz design QD ANTRACITE p. 276	biophilic BI GREIGE p. 252	stones du monde SM CHIANGA p. 262
V.360 V.360 GREY p. 272	biophilic BI DARK GREY p. 252	stones du monde SM ARDESIA MIX p. 262	multistone MS QUARZ p. 258
biophilic BI GREY p. 252	denverstone DE ANTRACITE p. 266	stones du monde SM PORFIDO p. 262	
multistone MS SYMLON p. 258	V.360 V.360 BLACK p. 272		
	quarz design QD FUMÈ p. 276		

urban stone US PIACENTINA p. 288	urban stone US ARDESIA MIX p. 288	urban stone US SALENTINA p. 288
---	--	--

cementi

CONCRETE
 BÉTONS
 BETONS
 CEMENTOS

milano city CITY GRIGIO p. 274	vanguard VA LIGHT p. 264
shade SH GHIACCIO p. 268	milano city CITY BEIGE p. 274
freespace FS GREY p. 254	shade SH SABBIA p. 268
sentimento SE GRIGIO p. 260	freespace FS BEIGE p. 254
milano city CITY ANTRACITE p. 274	sentimento SE GREIGE p. 260
shade SH NOTTE p. 268	vanguard VA RUST p. 264
sentimento SE ANTRACITE p. 260	
freespace FS DARK GREY p. 254	
vanguard VA SMOKE p. 264	

legni

WOOD
 BOIS
 HÖLZER
 MADERAS

patina PA GRIGIO p. 270	patina PA BEIGE p. 270
	arkè AK TORTORA p. 256
	arkè AK MIELE p. 256
	arkè AK MOGANO p. 256
	patina PA CASTANO p. 270

30MM

 **pastorelli**
noi . us . nous . uns . nosotros



profilo . profile . profil . profil . perfil

tendenza ceramica

CERAMIC TRENDS
TENDANCE CÉRAMIQUE
TREND DER KERAMIK
TENDENCIA CERÁMICA

Progettare con stile e alte prestazioni. Ricercare e sperimentare nuove superfici che accompagnano l'evoluzione dell'abitare in linea con i trend più attuali, forti di un'esperienza tecnica nel settore ceramico che dura da oltre 50 anni. È questo l'obiettivo di Pastorelli nel proporre una gamma di prodotti dall'estetica esclusiva, dove mutevoli effetti di finitura e grafiche ricercate si mescolano con i colori e i materiali del design contemporaneo, per incontrare tutte le esigenze della moderna progettazione architettonica.

Design with style and performance. Experiment with new tiles that combine evolving home trends and the latest style influences, as well as the advanced technology achieved from fifty years in the ceramics business. This is what Pastorelli is aiming for with its range of sophisticated products, whose shifting surface effects and graphics blend with the shades and materials of contemporary design to meet all the needs of modern architecture and design.

Concevoir avec style et de hautes performances. Rechercher et expérimenter de nouvelles surfaces qui accompagnent l'évolution de l'habitat en fonction des dernières tendances, grâce à une expérience technique dans le secteur de la céramique qui dure depuis plus de 50 ans. C'est l'objectif de Pastorelli lorsqu'elle propose une gamme de produits à l'esthétique exclusive, où les effets de finition changeants et les graphismes raffinés se mêlent aux couleurs et aux matières du design contemporain, pour satisfaire à toutes les exigences du design architectural moderne.

Mit Stil und hohen Leistungen entwerfen. Suche und Erprobung neuer Oberflächen, die gestärkt durch eine technische Erfahrung im Bereich der Keramik von über 50 Jahren die Entwicklung des Wohnens entsprechend der modernsten Trends begleiten. Dies ist das Ziel von Pastorelli mit dem Angebot einer Palette von Produkten mit exklusiver Ästhetik, bei denen sich veränderliche Effekte der Oberfläche und raffinierte Grafiken sich mit Farben und Materialien des modernen Designs vermischen, um allen Erfordernissen des modernen architektonischen Entwurfs gerecht zu werden.

Diseñar con estilo y elevadas prestaciones. Buscar y experimentar nuevas superficies que acompañan la evolución del habitar, según las tendencias más actuales, gracias a una experiencia técnica en el sector cerámico de más de medio siglo. Este es el objetivo de Pastorelli al proponer una gama de productos de estética exclusiva, con mutables efectos de acabado y gráficas refinadas que se mezclan con los colores y los materiales del diseño contemporáneo para satisfacer todos los requerimientos de la moderna proyectación arquitectónica.



ricerca . research . recherche . suche . investigación

eccellenza made in italy

EXCELLENCE MADE IN ITALY
L'EXCELLENCE MADE IN ITALY
ERSTKLASSIGKEIT DES MADE IN ITALY
EXCELENCIA MADE IN ITALY

L'evoluzione del design genera nuove visioni. Con le sue collezioni, Pastorelli infonde respiro a un nuovo percorso che punta sullo studio e sulla sperimentazione continua per far avanzare il dialogo tra creatività, ricercatezza stilistica e prestazioni. L'alta qualità delle materie prime utilizzate si coniuga ad un prodotto finito di altissimo livello, realizzato interamente in Italia. Un ampliamento di prospettiva che mette al centro l'evoluzione del design ceramico per migliorare la qualità della vita.

Design evolutions generate new visions. With its collections, Pastorelli has embarked on new approach focusing on continuous research and experimentation to forge ahead in its pursuit of creativity combined with advanced style and performance. Top-quality raw materials ensure a top-end product, made entirely in Italy. A broadening of horizons leading to developments in ceramics design intended to improve the quality of life.

L'évolution du design génère de nouvelles visions. À travers ses collections, Pastorelli insuffle une nouvelle vie sur un nouveau parcours qui met l'accent sur l'étude et l'expérimentation constante dans le but de faire avancer le dialogue entre créativité, raffinement stylistique et performances. La haute qualité des matières premières utilisées est combinée avec un produit fini du plus haut niveau, entièrement fabriqué en Italie. Une extension de perspective qui se concentre sur l'évolution du design céramique pour améliorer la qualité de vie.

Die Entwicklung des Designs ruft neue Visionen hervor. Mit seinen neuen Kollektionen gibt Pastorelli einen Impuls für einen neuen Weg, der auf die Studie und das ständige Experimentieren abzielt, um den Dialog zwischen Kreativität, stilistischer Verfeinerung und Leistungen fortzuführen. Die hohe Qualität der verwendeten Rohstoffe verbindet sich zu einem fertigen Produkt von höchstem Niveau, das vollständig in Italien hergestellt wird. Eine Erweiterung der Perspektive, die die Entwicklung des Designs der Keramik in den Mittelpunkt stellt, um die Lebensqualität zu verbessern.

La evolución del diseño genera nuevas visiones. Con sus colecciones Pastorelli confiere amplitud a un nuevo trayecto basado en el estudio y en la experimentación continua para consolidar el diálogo entre creatividad, refinamiento estilístico y prestaciones. La elevada calidad de las materias primas utilizadas garantiza un producto acabado de altísimo nivel, realizado enteramente en Italia. Una ampliación de perspectiva centrada en la evolución del diseño cerámico para aumentar la calidad de la vida.



stile . style . style . stil . estilo

estetica visionaria

VISIONARY AESTHETICS
ESTHÉTIQUE VISIONNAIRE
VISIONÄRE ÄSTHETIK
ESTÉTICA VISIONARIA

Una propensione continua al cambiamento. Tecnologie e sistemi produttivi all'avanguardia sono in grado di sostenere l'attività dei nostri laboratori di ricerca con sempre nuove e suggestive interpretazioni del prodotto ceramico. La naturale bellezza di materie diverse viene filtrata attraverso nuovi codici estetici, per ottenere superfici versatili e performanti che offrono molteplici e variegata possibilità compositive, grazie ad una ricca gamma di spessori, formati, colori e texture. In questo modo il gres porcellanato di Pastorelli diventa un vero e proprio materiale per progettare spazi indoor e outdoor sia in ambito residenziale che urbano.

An aptitude for continuous change. Avant-garde production technology and systems in line with our research activities allow the continuous creation of new and exciting visions of ceramic tiles. The natural beauty of different materials is filtered through new aesthetic codes, to create versatile, high-performance tiles offering a myriad of design possibilities through its numerous thicknesses, sizes, colours, and textures. This richness makes Pastorelli porcelain stoneware the ideal material for both indoor and outdoor designs in homes and cities alike.

Une propension continue au changement. Des technologies et des systèmes de production à l'avant-garde sont en mesure de soutenir l'activité de nos laboratoires de recherche par des interprétations sans cesse renouvelées et suggestives du produit céramique. La beauté naturelle des différentes matières est filtrée par de nouveaux codes esthétiques, pour obtenir des surfaces polyvalentes et performantes offrant des possibilités multiples et variées de composition, grâce à une large gamme d'épaisseurs, de formats, de couleurs et de textures. Le grès cérame Pastorelli devient ainsi un véritable matériau pour la conception d'espaces intérieurs et extérieurs, en milieu résidentiel et urbain.

Eine ständige Neigung zur Veränderung. Fortschrittliche Technologie und Produktionssysteme sind in der Lage, die Tätigkeit unserer Forschungslabors mit immer neuen und eindrucksvollen Interpretationen des Produkts Keramik zu unterstützen. Die natürliche Schönheit verschiedener Materien wird durch neue ästhetische Codes gefiltert, um vielseitige und leistungsstarke Oberflächen zu erzielen, die durch eine umfangreiche Palette von Stärken, Formaten, Farben und Texturen zahlreiche und vielfältige Gestaltungsmöglichkeiten bieten. Auf diese Weise wird das Feinsteinzeug von Pastorelli zu einem Material zum Entwurf von Innen- und Außenbereichen sowohl im Wohn- als auch im Gewerbebereich.

Una propensión continua al cambio. Tecnologías y sistemas productivos de vanguardia sustentan la actividad de nuestros laboratorios de investigación con siempre nuevas y sugestivas interpretaciones del producto cerámico. La natural belleza de diferentes materias es filtrada a través de nuevos códigos estéticos para obtener superficies versátiles de grandes prestaciones que ofrecen múltiples y variadas posibilidades compositivas, gracias a una rica gama de espesores, formatos, colores y texturas. De esta forma, el gres porcelánico de Pastorelli se convierte en un consistente y efectivo material para diseñar espacios de interiores y exteriores, tanto en ámbito residencial como urbano.



innovazione . innovation . innovation . innovation . innovación

avanguardia tecnologica

PIONEERING TECHNOLOGY
AVANT-GARDE TECHNOLOGIQUE
FORTSCHRITTLICHE TECHNOLOGIE
VANGUARDIA TECNOLÓGICA

Oggi Pastorelli può contare su uno degli stabilimenti ceramici più moderni, ecologici ed efficienti al Mondo, con un impianto produttivo completamente rinnovato a Savignano sul Panaro, sede storica del brand. Importanti investimenti hanno portato alla creazione di Continua Plus, un impianto di pressatura continua, finalizzato alla produzione di grandi lastre e grandi doghe, frutto di un'avveniristica tecnologia utilizzata da pochissime aziende al mondo, in grado di ampliare enormemente la gamma e offrire alla clientela prodotti sempre nuovi ed esclusivi.

Today Pastorelli has available one of the most modern, ecological and efficient ceramic factories in the world, with a completely renovated production plant in Savignano sul Panaro, the brand's historic headquarters. Important investments have led to the creation of Continua Plus, a continuous pressing system, aimed at the production of large slabs and large slats, the result of a futuristic technology used by very few companies in the world, capable of greatly expanding the range and offering customers always new and exclusive products.

Aujourd'hui, Pastorelli peut compter sur une des usines de céramique les plus modernes, écologiques et efficaces au Monde, avec une installation de production entièrement rénovée à Savignano sul Panaro, le siège historique de la marque. D'importants investissements ont conduit à la création de Continua Plus, une usine de pressage en continu, destinée à la production de grandes dalles et de grandes douves, résultat d'une technologie futuriste utilisée par très peu d'entreprises dans le monde, capable d'élargir considérablement la gamme et d'offrir aux clients des produits sans cesse renouvelés et exclusifs.

Heute kann Pastorelli auf einen der modernsten, umweltfreundlichsten und effizientesten Keramikbetriebe der Welt, mit einer vollkommen erneuerten Produktionsanlage in Savignano sul Panaro, dem historischen Sitz der Marke, zählen. Große Investitionen haben zum Entstehen von Continua Plus geführt, einer kontinuierlichen Pressanlage zur Herstellung von großen Platten und Dogen. Sie ist das Ergebnis einer hochmodernen Technologie, die von sehr wenigen Unternehmen weltweit genutzt wird und in der Lage ist, die Angebotspalette zu erweitern und der Kundschaft immer neue und exklusive Produkte anzubieten.

Hoy Pastorelli puede contar con uno de los establecimientos cerámicos más modernos, ecológicos y eficientes del mundo, con una instalación productiva completamente renovada en Savignano sul Panaro, sede histórica de la marca. Importantes inversiones han llevado a la creación de Continua Plus, un sistema de prensado continuo orientado a la producción de grandes losas y grandes duelas, frutos de una tecnología futurista utilizada por muy pocas empresas en el mundo. Ello permite a Pastorelli ampliar enormemente su propia gama y proponer así a sus clientes productos siempre nuevos y exclusivos.

servizi . services . services . service . servicios

centro logistico

LOGISTICS CENTRE
CENTRE LOGISTIQUE
LOGISTIKZENTRUM
CENTRO LOGÍSTICO

Un servizio puntuale e preciso. Su un'area di quasi 60 mila metri quadrati si estende un centro logistico dall'elevatissima capacità di stoccaggio e dall'evoluto sistema di automazione che consente al cliente di avere un unico punto di raccolta per il materiale proveniente da diversi stabilimenti aziendali.

Prompt accurate service. With over 60 thousand square metres of floor space, our ultra-high storage capacity logistics centre features an advanced automation system which provides customer with a single collection point for all the material originating from the company's plants.

Un service ponctuel et précis. Un centre logistique, qui occupe une surface de près de 60 mille mètres carrés, avec une capacité de stockage très élevée et un système d'automatisation avancé qui permet au client de disposer d'un point de collecte unique pour le matériel provenant de différents établissements de la société.

Ein pünktlicher und genauer Service. Auf einer Fläche von knapp 60.000 Quadratmetern erstreckt sich ein Logistikzentrum mit äußerst hoher Lagerkapazität und einem hochentwickelten Automationssystem, das es dem Kunden ermöglicht, über einen einzigen Sammelpunkt für das aus verschiedenen Betriebsteilen kommende Material zu verfügen.

Un servicio puntual y preciso. Sobre un área de casi sesenta mil metros cuadrados se encuentra un centro logístico de elevadísima capacidad de almacenamiento, con un avanzado sistema de automatización que permite al cliente disponer de un único punto de depósito para el material proveniente de diferentes establecimientos productivos.

politica ambientale

ENVIRONMENTAL POLICY
POLITIQUE ENVIRONNEMENTALE
UMWELTPOLITIK
POLÍTICA AMBIENTAL

Massima resa energetica e minimo impatto ambientale. Dal reperimento delle materie prime alla qualità degli spazi di lavoro, fino agli imballaggi utilizzati: tutti gli scarti, cotti e crudi, vengono recuperati così come l'acqua che viene riutilizzata al 100%. Massima attenzione anche alla politica energetica: il recupero del calore contenuto nei fumi di cottura permette di ridurre l'uso del gas naturale necessario per il processo produttivo.

Maximum energy yield and minimum environmental impact. All aspects of production are designed to guarantee optimal energy use with minimum environmental impact, from sourcing the raw materials to the quality of the work spaces, through to the packaging used, and all the manufacturing waste (fired and unfired) is salvaged, including water, which is entirely reused. We also focus considerable attention on our energy policy, reusing the heat contained in the firing fumes in order to reduce the amount of natural gas required for production.

Rendement énergétique maximum et impact minimum sur l'environnement. De l'approvisionnement en matières premières à la qualité des espaces de travail, en passant par les emballages utilisés : tous les déchets, qu'ils soient cuits ou crus, sont valorisés, tout comme l'eau, qui est réutilisée à 100 %. Une attention extrême est également portée à la politique énergétique : la récupération de la chaleur contenue dans les fumées de cuisson permet de réduire l'utilisation du gaz naturel nécessaire au processus de production.

Maximale Energieeffizienz und minimale Umweltbelastung. Von der Beschaffung der Rohstoffe, über die Qualität der Arbeitsbereiche, bis zu den verwendeten Verpackungen: alle Abfälle, ob gebrannt oder roh, werden so zurückgewonnen, wie auch das Wasser, das zu 100% wieder verwendet wird. Höchste Aufmerksamkeit gilt auch der Energiepolitik: die Rückgewinnung der Wärme, die in dem beim Brennen entstehenden Rauch enthalten ist, ermöglicht die Verringerung der Verwendung von Naturgas, das für den Produktionsprozess erforderlich ist.

Máximo rendimiento energético y mínimo impacto ambiental. Desde la obtención de las materias primas hasta la calidad de los espacios de trabajo y los embalajes utilizados: todos los residuos, cocidos y crudos, son recuperados, como así también el agua, que es reutilizada al 100 %. Máxima atención se presta también a la política energética: la recuperación del calor propio de los humos de cocción permite reducir el uso del gas natural que se emplea en el proceso productivo



solidarietà . solidarity . solidarité . solidarität . solidaridad

responsabilità sociale

SOCIAL RESPONSABILITY
RESPONSABILITÉ SOCIALE
SOZIALE VERANTWORTLICHKEIT
RESPONSABILIDAD SOCIAL

Pastorelli è da sempre attivo in ambito sociale anche grazie alla collaborazione con la Fondazione Cino Mularoni, che ha come scopo l'attuazione di eventi di carattere culturale e scientifico, favorendo studi e ricerche, contribuendo alla formazione di giovani studiosi e al sostegno di diverse iniziative editoriali. Il Gruppo Del Conca impiega risorse umane ed economiche per promuovere progetti di solidarietà in tutto il mondo. L'importanza dell'istruzione e della salute sono la base per uno sviluppo sociale ed economico di tutti i paesi più poveri del mondo e dal 2008 l'impegno è stato verso questa direzione con la costruzione di scuole, case famiglia, reti idriche, centri sanitari e reparti ospedalieri.

Pastorelli has always been active in the social field also thanks to the Cino Mularoni Foundation, which aims to implement cultural and scientific events, encouraging studies and research, contributing to the training of young academics and to supporting various publishing initiatives. The Del Conca Group uses human and economic resources to promote solidarity projects worldwide. The importance of education and health are the basis for social and economic development of all the poorest countries in the world and since 2008 the commitment has been in this direction with the construction of schools, family houses, water networks, centers healthcare and hospital wards.

Pastorelli a toujours été active dans le domaine social, notamment grâce à la collaboration avec la Fondation Cino Mularoni, dont l'objectif est d'organiser des manifestations culturelles et scientifiques, en favorisant les études et la recherche et en contribuant à la formation de jeunes chercheurs ainsi qu'au soutien de diverses initiatives éditoriales. Le Groupe Del Conca emploie des ressources humaines et économiques pour promouvoir des projets de solidarité dans le monde entier. L'importance de l'éducation et de la santé est la base du développement social et économique de tous les pays les plus pauvres du monde et depuis 2008, l'engagement va dans ce sens avec la construction d'écoles, de foyers d'accueil, de réseaux de distribution de l'eau, de centres de santé et de services hospitaliers.

Pastorelli ist seit jeher auch durch die Zusammenarbeit mit der Stiftung Cino Mularoni im sozialen Bereich aktiv, deren Zweck die Durchführung von Veranstaltungen kultureller und wissenschaftlicher Art, die Förderung von Studien und Forschung, der Beitrag zur Ausbildung von jungen Wissenschaftlern und die Unterstützung verschiedener Verlagsinitiativen ist. Die Gruppe Del Conca setzt Personal und Mittel ein, um Solidaritätsprojekten in der ganzen Welt zu unterstützen. Die Bedeutung von Ausbildung und der Gesundheit sind die Grundlage für soziale und wirtschaftliche Entwicklung in allen der ärmsten Länder der Welt und seit 2008 war das Bestreben auf den Bau von Schulen, Kinderheimen, Wassernetzen, Gesundheitszentren und Krankenhausabteilungen ausgerichtet.

Pastorelli siempre ha estado activo en ámbito social, también gracias a la colaboración con la Fundación Cino Mularoni, colaboración destinada a realizar eventos de carácter cultural y científico, favoreciendo estudios e investigaciones y contribuyendo a la formación de jóvenes estudiosos y al mantenimiento de variadas iniciativas editoriales. El Grupo Del Conca emplea recursos humanos y económicos para promover proyectos de solidaridad en todo el mundo. La educación y la salud tienen una importancia capital en el desarrollo social y económico de todos los países más pobres del mundo y, desde 2008, el compromiso se ha orientado en esta dirección con la construcción de escuelas, casas para familias, redes hídricas, centros sanitarios y secciones hospitalarias.



- | | | | | | | |
|---|--|--|---|---|---|---|
| 1
2012 Italia
Teatro Facchini
e sede AVIS
di Medolla | 1
2016 Italia
Progetto terremoto
e comunità Papa
Giovanni XXIII
Marche e Romagna | 2
2010 Etiopia
Health Center
di Wasserà | 2
2017 Etiopia
Rete idrica
di Wasserà | | | |
| 3
2014 Zambia
Reparto
pediatrico
a Makeni | 3
2019 Zambia
Scuola
a Fisenge | 4
2015 Malawi
Chikala Progetto
Agricoltura | 4
2011 Malawi
Case Famiglia
a Matola | 4
2013 Malawi
Complesso
scolastico sul
monte Chikala | 5
2018 Kenia
Scuola
dell'infanzia
a Hurara | 6
2008/2009
Indonesia
Casa degli Orfani
dello Tsunami
a Medan |

collections book //20

Da materiali naturali, sempre molto amati e utilizzati in architettura, per la loro capacità di coniugare forza e bellezza, nasce l'ispirazione per nuove collezioni ceramiche che danno un nuovo senso a queste qualità, allargando gli orizzonti della progettazione. Istintiva eleganza e alte performance per un design contemporaneo e unico.

The new ceramic tile collections draw inspiration from natural materials, which have always been much loved in architecture for their ability to combine beauty and strength. The new collections add a new meaning to these qualities, widening the horizons of design. Instinctive elegance and top performance for a unique and contemporary design.

Des matériaux naturels, toujours très appréciés et utilisés en architecture, pour leur capacité de conjuguer la force et la beauté, ont inspiré les nouvelles collections en céramique qui donnent un nouveau sens à ces qualités, en élargissant les horizons de la conception. Élégance instinctive et de hautes performances pour un design contemporain et unique.

Seite einföhrung zum stein Aus natürliehen Materialien, aufgrund ihrer Fähigkeit zur Verbindung von Kraft und Schönheit in der Architektur immer sehr beliebt und verwendet, entsteht die Inspiration für neue Keramikkollektionen, die diesen Eigenschaften Sinn verleihen und die Horizonte des Entwurfs erweitern. Instinktive Eleganz und hohe Leistungen für ein modernes und einzigartiges Design.

De materiales naturales, siempre muy amados y utilizados en arquitectura por su capacidad de conjugar fuerza y belleza, nace la inspiración para nuevas colecciones cerámicas que dan un nuevo sentido a estas calidades, ampliando los horizontes del diseño. Instintiva elegancia y elevados rendimientos para un diseño contemporáneo y único.



stone look

biophilic

GRES PORCELLANATO A TUTTA MASSA
WHOLE-BODY PORCELAIN STONEWARE / GRÉS CÉRAME PLEINE MASSE
VOLLMASSIGE FEINSTEINZEUG / GRES PORCELÁNICO CON COLOR EN TODA MASA




BI White

BI Greige


BI Grey

BI Dark Grey

120x120
48"x48"



60x120
24"x48"




20x120
8"x48"



80x80
32"x32"



60x60
24"x24"




30x60
12"x24"



20MM

60x60 Grip
24"x24"




60x60
24"x24"



PESI E IMBALLI . WEIGHT AND PACKAGING . POIDS ET EMBALLAGES . GEWICHTE UND VERPACKUNGEN . PESOS Y EMBALLAJES

	SPESSORE THICKNESS	Pz x	Mq x	Kg x	x	Mq x	Kg x
120x120	10	1	1,44	35,50	34	48,96	1207,00
60x120	10	2	1,44	34,26	34	48,96	1165,00
20x120	10	4	0,96	23,12	48	46,08	1110,00
80x80	8,5	2	1,28	27,10	44	56,32	1192,00
60x60	8,5	5	1,80	33,75	32	57,60	1100,00
30x60	8,5	7	1,26	23,60	40	50,40	964,00
60x60	20	2	0,72	31,80	32	23,04	1040,00
30x30 Mosaico	8,5	5	0,45	7,00			
30x30 Mosaico Modular	8,5	5	0,45	8,60			
30x60 Muretto	8,5	5	0,90	25,50			
7,5x60 Battiscopa	8,5	12	7,20 ML	10,00			
7x80 Battiscopa	8,5	10	8,00 ML	15,00			
7x120 Battiscopa	10	6	7,20 ML	12,00			
33x60x3 Gradone Assemblato	8,5	4	2,40 ML	18,00			
33x33x3 Ang. Gradone Assemblato	8,5	2	0,66 ML	5,00			
33x120x3 Gradone Assemblato	10	1	1,20 ML	17,00			
33x120x3 Ang. Gradone Assemblato	10	1	1,20 ML	17,00			
30x60 Gradone Lineare	20	1	0,60 ML	8,00			
60x60 Gradone Lineare	20	2	1,20 ML	31,80			
60x60 Gradone Angolare	20	2	1,20 ML	31,80			



BI White 20x120 rett. - BI White 60x60 rett.
Collection: Arkè AK Miele 20x120 rett.



RIVESTIMENTO / WALL
Bl Grège 20x120 rett.

PAVIMENTO / FLOOR
Bl Grège 60x60 Grip nat.

FIORIERA / FLOWER BOX
Bl Grège 60x60 nat. 20MM

TOP TAVOLO / TOP TABLE
Collection: WI.SH WI Ruggine



Bl Grey 120x120



RIVESTIMENTO / WALL:
BI Dark Grey 60x120 rett.
BI Dark Grey Mosaico Modular 30x30
Collection: Arkè AK Tortora 20x180 rett.

PAVIMENTO / FLOOR:
BI Greige 120x120 rett. - 20x120 rett.



RIVESTIMENTO / WALL:
Collection: Sunshine SU Capraia White shine

TOP CUCINA / TOP KITCHEN:
Collection: WI.SH WI Ruggine

MOBILE CUCINA / FURNITURE KITCHEN:
Collection: Sunshine SU Capraia White shine

PAVIMENTO / FLOOR:
BI Dark Grey 120x120 rett.

BI WHITE



P009414 **120x120** rett. □179 ○179



P009418A **60x120** rett. □165 ○165



P009529 **20x120** rett. □173 ○173



P009422 **80x80** rett. □153 ○153




P009499 **60x60** rett. □107 ○107
P009507 **60x60** grip nat. □99 ○99
P009458 **60x60** nat. 20MM □177 ○177
P009462 **60x60** rett. 20MM □180 ○180




P009533 mosaico **30x30** (5x5) □195 ○195



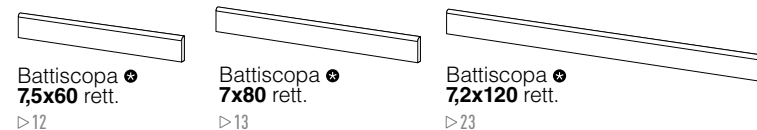
P009537 mosaico Modular **30x30** □230 ○230



P009503 **30x60** rett. □85 ○85



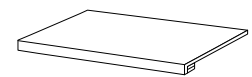
P009545 muretto **30x60** □179 ○179



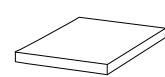
Battiscopa ● **7,5x60** rett. ▷12

Battiscopa ● **7x80** rett. ▷13

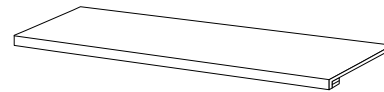
Battiscopa ● **7,2x120** rett. ▷23



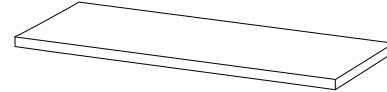
Gradone Assemblato ● **3x33x60** rett. ☆233



Ang. Gradone Assemblato ● **3x33x33** rett. ☆233



Gradone Assemblato ● **3x33x120** rett. ☆273



Ang. Gradone Assemblato ● **3x33x120** rett. SX / DX (€ 265) ☆275

● **DISPONIBILE IN TUTTI I COLORI** - Available in all colours - Disponible dans toutes les couleurs - In allen Farben erhältlich - Se comercializas en todos los colores


BI GREIGE



P009413 **120x120** rett. □179 ○179




P009417A **60x120** rett. □165 ○165




P009528 **20x120** rett. □173 ○173



P009421 **80x80** rett. □153 ○153




P009498 **60x60** rett. □107 ○107
P009506 **60x60** grip nat. □99 ○99
P009457 **60x60** nat. 20MM □177 ○177
P009461 **60x60** rett. 20MM □180 ○180



P009532 mosaico **30x30** (5x5) □195 ○195



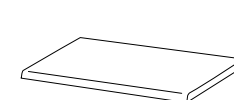
P009536 mosaico Modular **30x30** □230 ○230



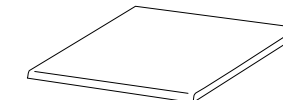
P009502 **30x60** rett. □85 ○85



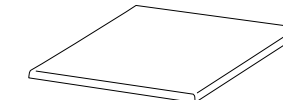
P009544 muretto **30x60** □179 ○179




Gradone Lineare ● **30x60 20MM**
becco civetta nat. ☆203
becco civetta rett. ☆207
becco toro nat. ☆213
becco toro rett. ☆215



Gradone Lineare ● **60x60 20MM**
becco civetta nat. ☆221
becco civetta rett. ☆233
becco toro nat. ☆223
becco toro rett. ☆235



Gradone Angolare ● **60x60 20MM**
becco civetta nat. ☆252
becco civetta rett. ☆252
becco toro nat. ☆257
becco toro rett. ☆258



BECCO CIVETTA
BECCO TORO

● **DISPONIBILE IN TUTTI I COLORI** - Available in all colours - Disponible dans toutes les couleurs - In allen Farben erhältlich - Se comercializas en todos los colores

BI GREY



P009411 **120x120** rett. □179 ○179



P009415A **60x120** rett. □165 ○165



P009526 **20x120** rett. □173 ○173



P009419 **80x80** rett. □153 ○153



P009496 **60x60** rett. □107 ○107
 P009504 **60x60** grip nat. □99 ○99
 P009455 **60x60** nat. 20MM □177 ○177
 P009459 **60x60** rett. 20MM □180 ○180




P009530 mosaico **30x30** (5x5) □195 ○195



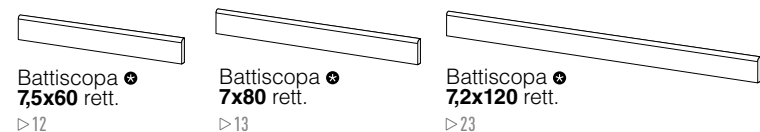
P009534 mosaico Modular **30x30** □230 ○230



P009500 **30x60** rett. □85 ○85



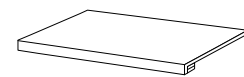
P009542 muretto **30x60** □179 ○179



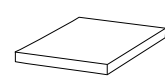
Battiscopa ● **7,5x60** rett. ▷12

Battiscopa ● **7x80** rett. ▷13

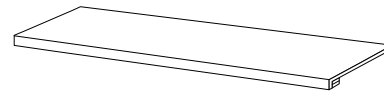
Battiscopa ● **7,2x120** rett. ▷23



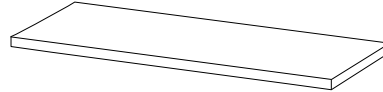
Gradone Assemblato ● **3x33x60** rett. ☆233



Ang. Gradone Assemblato ● **3x33x33** rett. ☆233



Gradone Assemblato ● **3x33x120** rett. ☆273



Ang. Gradone Assemblato ● **3x33x120** rett. SX / DX (€ 265) ☆275

● **DISPONIBILE IN TUTTI I COLORI** - Available in all colours - Disponible dans toutes les couleurs - In allen Farben erhältlich - Se comercializas en todos los colores

BI DARK GREY



P009412 **120x120** rett. □179 ○179




P009416A **60x120** rett. □165 ○165




P009527 **20x120** rett. □173 ○173



P009420 **80x80** rett. □153 ○153



P009497 **60x60** rett. □107 ○107
 P009505 **60x60** grip nat. □99 ○99
 P009456 **60x60** nat. 20MM □177 ○177
 P009460 **60x60** rett. 20MM □180 ○180



P009531 mosaico **30x30** (5x5) □195 ○195



P009535 mosaico Modular **30x30** □230 ○230



P009501 **30x60** rett. □85 ○85



P009543 muretto **30x60** □179 ○179




Gradone Lineare ● **30x60 20MM**
 becco civetta nat. ☆203
 becco civetta rett. ☆207
 becco toro nat. ☆213
 becco toro rett. ☆215



Gradone Lineare ● **60x60 20MM**
 becco civetta nat. ☆221
 becco civetta rett. ☆233
 becco toro nat. ☆223
 becco toro rett. ☆235



Gradone Angolare ● **60x60 20MM**
 becco civetta nat. ☆252
 becco civetta rett. ☆252
 becco toro nat. ☆257
 becco toro rett. ☆258



BECCO CIVETTA
 BECCO TORO

● **DISPONIBILE IN TUTTI I COLORI** - Available in all colours - Disponible dans toutes les couleurs - In allen Farben erhältlich - Se comercializas en todos los colores

sunshine

GRES PORCELLANATO A TUTTA MASSA
 WHOLE-BODY PORCELAIN STONEWARE / GRÉS CÉRAME PLEINE MASSE
 VOLLMASSIGE FEINSTEINZEUG / GRES PORCELÁNICO CON COLOR EN TODA MASA




SU Capraia White SU Segesta Ivory SU Breccia Grey SU Emperador Dark

120x260
48"x102"



120x120
48"x48"



60x120
24"x48"



60x60
24"x24"



30x60
12"x24"



PESI E IMBALLI . WEIGHT AND PACKAGING . POIDS ET EMBALLAGES . GEWICHTE UND VERPACKUNGEN . PESOS Y EMBALLAJES

	SPESSORE THICKNESS	Pz x	Mq x	Kg x	x	Mq x	Kg x
120x260 (cassa/crate)	6,5	22	68,64				1233,00
120x260 (cavalletto heavy/heavy rack)	6,5	44	137,28				2425,00
120x260 (cavalletto light/light rack)	6,5	22	68,64				1278,00
120x120	10	1	1,44	35,50	34	48,96	1207,00
60x120	10	2	1,44	34,26	34	48,96	1165,00
60x60	10	4	1,44	34,00	30	43,20	1020,00
30x60	10	6	1,08	23,50	40	43,20	940,00
30x30 Mosaico	10	5	0,45	9,00			
Listello Copriangolo 120	6,5	6	7,20 ML	0,30			
Listello Copriangolo 120	10	6	7,20 ML	0,50			
7x120 Battiscopa	10	6	7,20 ML	14,00			
33x120x3 Gradone Assemblato	10	2	2,40 ML	17,00			
33x120x3 Ang. Gradone Assemblato	10	2	2,40 ML	17,00			



RIVESTIMENTO / WALL:
Collection: WL-SH WI Ruggine 120x260 rett.

PAVIMENTO / FLOOR:
SU Emperador Dark 120x120 rett. shine



RIVESTIMENTO / WALL
SU Capraia White Mosaico Esagono 30x30

BANCO BAR / BAR COUNTER
SU Capraia White

PAVIMENTO / FLOOR
SU Capraia White Mosaico Esagono 30x30
Collection: Sentimento Greige 120x120 nat. rett.

DOLCI / PASTICCI
HOMEMADE
 PASTICCERIA
 VANILLA
 STRAWBERRY
 CHOCOLATE
 MAPLE WALNUT
 PISTACHIO
 COOKIE DOUGH

SALADS!
 TUNA SALAD 12.50
 SHRIMP SALAD 14.00
 GREEK SALAD 10.50
 FRESH VEGETABLE 8.50
 SESAME TOFU SALAD 9.50



RIVESTIMENTO / WALL:
SU Capraia White 120x260 rett. shine
Muretto Way Capraia White/Breccia Grey 20x52,5

PAVIMENTO / FLOOR:
SU Breccia Grey 60x120 nat.



RIVESTIMENTO / WALL: SU Decoro Design Capraia White 60x120 rett. shine
PAVIMENTO / FLOOR: SU Capraia White 60x60 rett. shine



RIVESTIMENTO / WALL:
SU Segesta Ivory 120x260 rett. shine
Collection: Biophilic BI Grey 60x120 rett.

TOP LAVABO DOPPIO / DOUBLE BASIN TOP:
Collection: WI.SH WI Anthracite

PAVIMENTO / FLOOR:
Collection: Biophilic BI Grey 120x120 rett.

SU CAPRAIA WHITE



P009352 **120x260** rett. shine □200 ○200



P009774 **120x120** nat. rett. □184 ○184
P009398 **120x120** rett. shine □191 ○191



P009778 **60x120** nat. rett. □177 ○177
P009402A **60x120** rett. shine □184 ○184



P009782 **60x60** nat. rett. □141 ○141
P009406 **60x60** rett. shine □179 ○179



P009788 **30x60** nat. rett. □141 ○141
P009675 **30x60** rett. shine □179 ○179



* P009655 SU decoro design
60x120 rett. shine ☆279



P009638
mosaico esagono
30x30 (5x5)
□233 ○233



P009641
muretto way capraia white/breccia grey
30x52,5
□233 ○233

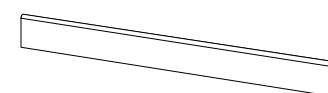
listello Copriangolo **120** rett. SPESSORE / THICKNESS **6,5** ☆201
listello Copriangolo **120** rett. SPESSORE / THICKNESS **10** ☆201

* Il decoro è stato realizzato con oro rosa pertanto il fondo può essere posato solo a parete.
Il decoro non è resistente all'usura da sfregamento sia in fase di posa che post posa.
Per la pulizia quotidiana si consiglia di utilizzare un panno umido impregnato di acqua o prodotti neutri.

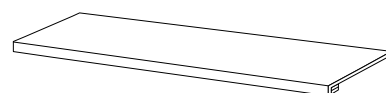
* The accent features rose gold, which means the background can only be used on walls.
The accent has low rub resistance both during and after laying.
For everyday cleaning, we recommend you use a damp cloth soaked in water or neutral cleaning products.

graphic design 120x260

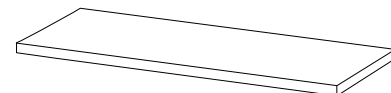
4 grafiche differenti confezionate in modo casuale.
4 different randomly packaged graphics.
4 conceptions graphiques différentes conditionnées de façon fortuite.
4 verschiedene Grafiken, die zufällig zusammen verpackt werden.
4 gráficas diferentes confeccionadas de modo casual.



Battiscopa ●
7x120 shine ▷25
7x120 nat. rett. ▷23



Gradone Assemblato ●
3x33x120 shine ☆275
3x33x120 nat. rett. ☆275



Ang. Gradone Assemblato ●
3x33x120 shine (DX - SX) ☆279
3x33x120 nat. rett. (DX - SX) ☆279

● DISPONIBILE IN TUTTI I COLORI - Available in all colours - Disponible dans toutes les couleurs - In allen Farben erhältlich - Se comercializas en todos los colores

SU SEGESTA IVORY



P009353 **120x260** rett. shine □200 ○200




P009775 **120x120** nat. rett. □184 ○184
P009399 **120x120** rett. shine □191 ○191



P009779 **60x120** nat. rett. □177 ○177
P009403A **60x120** rett. shine □184 ○184



P009783 **60x60** nat. rett. □141 ○141
P009407 **60x60** rett. shine □179 ○179



P009787 **30x60** nat. rett. □141 ○141
P009674 **30x60** rett. shine □179 ○179



P009637
mosaico esagono
30x30 (5x5)
□233 ○233

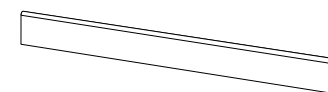


P009642
muretto way segesta ivory/emperador dark
30x52,5
□233 ○233

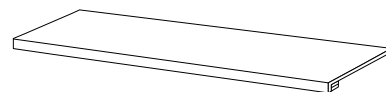
listello Copriangolo **120** rett. SPESSORE / THICKNESS **6,5** ☆201
listello Copriangolo **120** rett. SPESSORE / THICKNESS **10** ☆201

graphic design 120x260

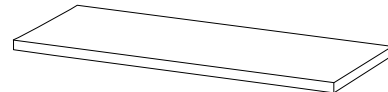
4 grafiche differenti confezionate in modo casuale.
4 different randomly packaged graphics.
4 conceptions graphiques différentes conditionnées de façon fortuite.
4 verschiedene Grafiken, die zufällig zusammen verpackt werden.
4 gráficas diferentes confeccionadas de modo casual.



Battiscopa ●
7x120 shine ▷25
7x120 nat. rett. ▷23



Gradone Assemblato ●
3x33x120 shine ☆275
3x33x120 nat. rett. ☆275



Ang. Gradone Assemblato ●
3x33x120 shine (DX - SX) ☆279
3x33x120 nat. rett. (DX - SX) ☆279

● DISPONIBILE IN TUTTI I COLORI - Available in all colours - Disponible dans toutes les couleurs - In allen Farben erhältlich - Se comercializas en todos los colores

SU BRECCIA GREY



P009354 **120x260** rett. shine □200 ○200



P009776 **120x120** nat. rett. □184 ○184
P009400 **120x120** rett. shine □191 ○191



P009780 **60x120** nat. rett. □177 ○177
P009404A **60x120** rett. shine □184 ○184



P009784 **60x60** nat. rett. □141 ○141
P009408 **60x60** rett. shine □179 ○179



P009790 **30x60** nat. rett. □141 ○141
P009677 **30x60** rett. shine □179 ○179



P009640
mosaico esagono
30x30 (5x5)
□233 ○233

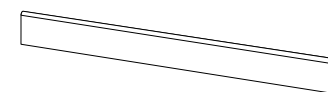


P009641
muretto way capraia white/breccia grey
30x52,5
□233 ○233

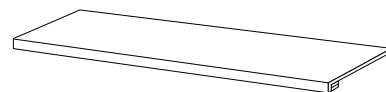
listello Copriangolo **120** rett. SPESSORE / THICKNESS **6,5** ☆201
listello Copriangolo **120** rett. SPESSORE / THICKNESS **10** ☆201

graphic design 120x260

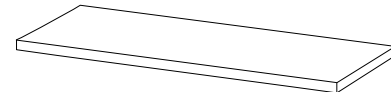
4 grafiche differenti confezionate in modo casuale.
4 different randomly packaged graphics.
4 conceptions graphiques différentes conditionnées de façon fortuite.
4 verschiedene Grafiken, die zufällig zusammen verpackt werden.
4 gráficas diferentes confeccionadas de modo casual.



Battiscopa ●
7x120 shine ▷25
7x120 nat. rett. ▷23




Gradone Assemblato ●
3x33x120 shine ☆275
3x33x120 nat. rett. ☆275



Ang. Gradone Assemblato ●
3x33x120 shine (DX - SX) ☆279
3x33x120 nat. rett. (DX - SX) ☆279

● DISPONIBILE IN TUTTI I COLORI - Available in all colours - Disponible dans toutes les couleurs - In allen Farben erhältlich - Se comercializas en todos los colores

SU EMPERADOR DARK




P009355 **120x260** rett. shine □200 ○200



P009777 **120x120** nat. rett. □184 ○184
P009401 **120x120** rett. shine □191 ○191



P009781 **60x120** nat. rett. □177 ○177
P009405A **60x120** rett. shine □184 ○184



P009785 **60x60** nat. rett. □141 ○141
P009409 **60x60** rett. shine □179 ○179



P009789 **30x60** nat. rett. □141 ○141
P009676 **30x60** rett. shine □179 ○179



P009639
mosaico esagono
30x30 (5x5)
□233 ○233

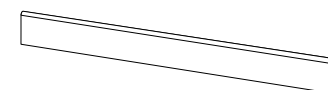



P009642
muretto way segesta ivory/emperador dark
30x52,5
□233 ○233

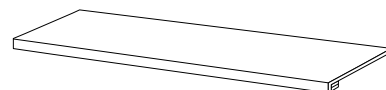
listello Copriangolo **120** rett. SPESSORE / THICKNESS **6,5** ☆201
listello Copriangolo **120** rett. SPESSORE / THICKNESS **10** ☆201

graphic design 120x260

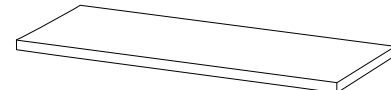
4 grafiche differenti confezionate in modo casuale.
4 different randomly packaged graphics.
4 conceptions graphiques différentes conditionnées de façon fortuite.
4 verschiedene Grafiken, die zufällig zusammen verpackt werden.
4 gráficas diferentes confeccionadas de modo casual.



Battiscopa ●
7x120 shine ▷25
7x120 nat. rett. ▷23



Gradone Assemblato ●
3x33x120 shine ☆275
3x33x120 nat. rett. ☆275



Ang. Gradone Assemblato ●
3x33x120 shine (DX - SX) ☆279
3x33x120 nat. rett. (DX - SX) ☆279

● DISPONIBILE IN TUTTI I COLORI - Available in all colours - Disponible dans toutes les couleurs - In allen Farben erhältlich - Se comercializas en todos los colores

denverstone

GRES PORCELLANATO A TUTTA MASSA
WHOLE-BODY PORCELAIN STONEWARE / GRÉS CÉRAME PLEINE MASSE
VOLLMASSIGE FEINSTEINZEUG / GRES PORCELÁNICO CON COLOR EN TODA MASA

SHADE SPECTRUM High

10 mm thickness

R10 C

R11 C

D.C.O.F. $\geq 0,42$
B.C.R.A. DRY $\geq 0,40$

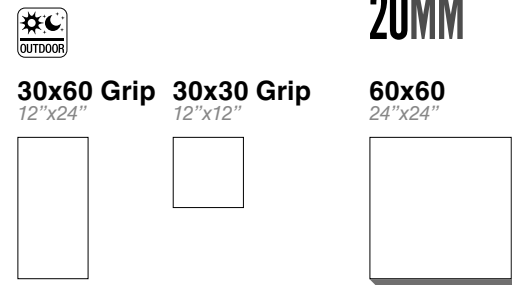
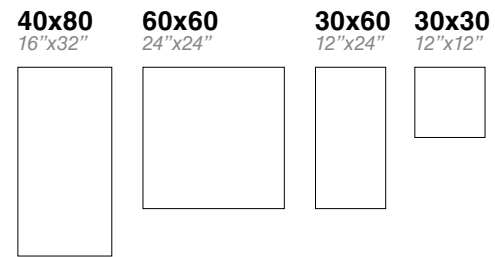
20 mm thickness

R11 C

D.C.O.F. $\geq 0,40$
B.C.R.A. DRY $\geq 0,60$



DE White DE Grey DE Silver Mix DE Antracite



PESI E IMBALLI . WEIGHT AND PACKAGING . POIDS ET EMBALLAGES . GEWICHTE UND VERPACKUNGEN . PESOS Y EMBALLAJES

	SPESSORE THICKNESS	Pz x	Mq x	Kg x	x	Mq x	Kg x
40x80	10,3	3	0,96	22,00	28	26,88	618,00
60x60	10,3	4	1,44	31,80	30	43,20	954,00
30x60	10,3	6	1,08	23,50	40	43,20	940,00
30x30	10,3	12	1,08	24,00	40	43,20	960,00
Modular System	10,3	8	1,44	32,50	32	46,08	1040,00
60x60	20	2	0,72	31,80	32	23,04	1140,00
40x80 Brick	10,3	3	0,96	22,00	28	26,88	618,00
30x30 (7,5x7,5) Mosaico	10,3	5	0,45	8,60			
30x60 Muretto 3D	10,3	4	0,72	16,83			
30x60 Muretto	10,3	5	0,90	20,00			
7x80 Battiscopa	10,3	10	8,00 ML	18,50			
7x60 Battiscopa	10,3	12	7,2 ML	14,00			
33x60x3 Gradone Assemblato	10,3	4	2,4 ML	18,00			
33x33x3 Ang. Gradone Assemblato	10,3	2	0,66 ML	5,00			
30x60 Gradone Lineare	20	1	0,60 ML	8,00			
60x60 Gradone Lineare	20	2	1,2 ML	32,00			
60x60 Gradone Angolare	20	2	1,2 ML	32,00			



DE Silver Mix 60x60 nat. rett. - 30x60 nat. rett.



RIVESTIMENTO / WALL:
DE Silver Mix Muretto 3D 30x60 nat.

PAVIMENTO / FLOOR:
DE Antracite 60x60 nat.



RIVESTIMENTO / WALL: DE White muretto 30x60
PAVIMENTO / FLOOR: DE Silver Mix 40x80 nat.



DE Antracite 60x60 - 30x60 - 30x30



DE White 40x80 nat.




DE Silver Mix 60x60 - 30x60 - 30x30



DE Grey 60x60 - 30x60 - 30x30


DE WHITE




P007416 **40x80** nat. □125 ○125
P007499 **40x80** nat. rett. □151 ○151



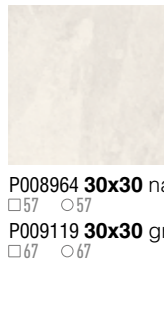
P007421 **60x60** nat. □107 ○107
P007495 **60x60** nat. rett. □151 ○151



P007463 **30x60** nat. □85 ○85
P007491 **30x60** nat. rett. □131 ○131
P008036 **30x60** grip □97 ○97



P007585 **60x60** nat. 20MM □177 ○177
P007589 **60x60** rett. 20MM □180 ○180



P008964 **30x30** nat. □57 ○57
P009119 **30x30** grip □67 ○67



60x60 nat.



P007581 **40x80** Brick rett. □163 ○163



P007478 mosaico **30x30** (7,5x7,5) nat. □195 ○195



P007682 muretto 3D **30x60** nat. □233 ○233



P007471 muretto **30x60** nat. □195 ○195


DE GREY



P007417 **40x80** nat. □125 ○125
P007501 **40x80** nat. rett. □151 ○151



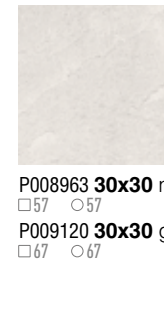
P007422 **60x60** nat. □107 ○107
P007497 **60x60** nat. rett. □151 ○151



P007461 **30x60** nat. □85 ○85
P007493 **30x60** nat. rett. □131 ○131
P007860 **30x60** grip □97 ○97



P007586 **60x60** nat. 20MM □177 ○177
P007590 **60x60** rett. 20MM □180 ○180



P008963 **30x30** nat. □57 ○57
P009120 **30x30** grip □67 ○67



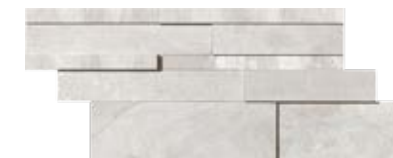
60x60 nat.



P007584 **40x80** Brick rett. □163 ○163



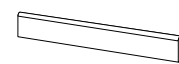
P007476 mosaico **30x30** (7,5x7,5) nat. □195 ○195



P007683 muretto 3D **30x60** nat. □233 ○233



P007472 muretto **30x60** nat. □195 ○195



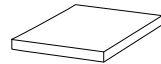
Battiscopa **7x60** nat. ▷12



Battiscopa **7x80** rett. ▷15



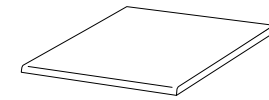
Gradone Assemblato **3x33x60** rett. ☆233



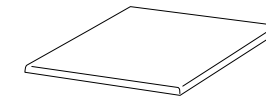
Ang. Gradone Assemblato **3x33x33** rett. ☆227



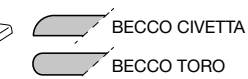
Gradone Lineare **30x60 20MM**
becco civetta nat. ☆203
becco civetta rett. ☆207
becco toro nat. ☆213
becco toro rett. ☆215



Gradone Lineare **60x60 20MM**
becco civetta nat. ☆221
becco civetta rett. ☆233
becco toro nat. ☆223
becco toro rett. ☆235



Gradone Angolare **60x60 20MM**
becco civetta nat. ☆252
becco civetta rett. ☆257
becco toro nat. ☆257
becco toro rett. ☆258



BECCO CIVETTA

BECCO TORO

MODULAR SYSTEM Pag. 294
SPECIALE CONFEZIONE MODULARE A 8 PEZZI.
Special modular packaging 8 pcs. Emballage special 8 pcs.
Sonder Verpackung 8 stck. Embalaje especial modular con 8 piezas.
□91 ○91

2 Pz. 60x60
2 Pz. 30x60
4 Pz. 30x30



MODULAR SYSTEM 20MM Pag. 298
PALLET MODULARE A 88 PEZZI.
Pallet modular packaging 88 pcs. Emballage palette 88 pcs.
Palette Verpackung 88 stck. Embalaje palet modular con 88 piezas.
□185

28 Pz. 60x60
30 Pz. 30x60
30 Pz. 30x30



DE SILVER MIX



P007418 40x80 nat. □125 ○125
P007502 40x80 nat. rett. □151 ○151



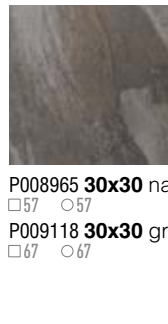
P007423 60x60 nat. □107 ○107
P007498 60x60 nat. rett. □151 ○151



P007462 30x60 nat. □85 ○85
P007494 30x60 nat. rett. □131 ○131
P008037 30x60 grip □97 ○97



P007587 60x60 nat. 20MM □177 ○177
P007591 60x60 rett. 20MM □180 ○180



P008965 30x30 nat. □57 ○57
P009118 30x30 grip □67 ○67



60x60 nat.



P007582 40x80 Brick rett. □163 ○163



P007477 mosaico 30x30 (7,5x7,5) nat. □195 ○195



P007684 muretto 3D 30x60 nat. □233 ○233




P007474 muretto 30x60 nat. □195 ○195

DE ANTRACITE



P007419 40x80 nat. □125 ○125
P007500 40x80 nat. rett. □151 ○151



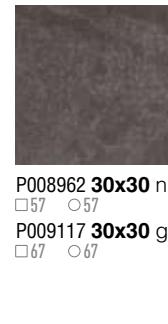
P007424 60x60 nat. □107 ○107
P007496 60x60 nat. rett. □151 ○151




P007460 30x60 nat. □85 ○85
P007492 30x60 nat. rett. □131 ○131
P008035 30x60 grip □97 ○97



P007588 60x60 nat. 20MM □177 ○177
P007592 60x60 rett. 20MM □180 ○180



P008962 30x30 nat. □57 ○57
P009117 30x30 grip □67 ○67



60x60 nat.



P007583 40x80 Brick rett. □163 ○163



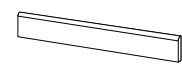
P007475 mosaico 30x30 (7,5x7,5) nat. □195 ○195



P007685 muretto 3D 30x60 nat. □233 ○233



P007473 muretto 30x60 nat. □195 ○195



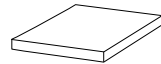
Battiscopa 7x60 nat. ▷12



Battiscopa 7x80 rett. ▷15



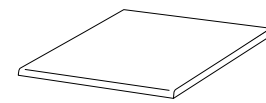
Gradone Assemblato 3x33x60 rett. ☆233



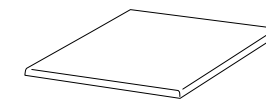
Ang. Gradone Assemblato 3x33x33 rett. ☆227



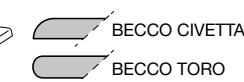
Gradone Lineare 30x60 20MM
becco civetta nat. ☆203
becco civetta rett. ☆207
becco toro nat. ☆213
becco toro rett. ☆215



Gradone Lineare 60x60 20MM
becco civetta nat. ☆221
becco civetta rett. ☆233
becco toro nat. ☆223
becco toro rett. ☆235



Gradone Angolare 60x60 20MM
becco civetta nat. ☆252
becco civetta rett. ☆252
becco toro nat. ☆257
becco toro rett. ☆258



MODULAR SYSTEM Pag. 294
SPECIALE CONFEZIONE MODULARE A 8 PEZZI.
Special modular packaging 8 pcs. Emballage special 8 pcs.
Sonder Verpackung 8 stck. Embalaje especial modular con 8 piezas.
□91 ○91

MODULAR SYSTEM 20MM Pag. 298
PALLET MODULARE A 88 PEZZI.
Pallet modular packaging 88 pcs. Emballage palette 88 pcs.
Palette Verpackung 88 stck. Embalaje palet modular con 88 piezas.
□185



2 Pz. 60x60
2 Pz. 30x60
4 Pz. 30x30



28 Pz. 60x60
30 Pz. 30x60
30 Pz. 30x30

stones du monde

GRES PORCELLANATO A TUTTA MASSA
WHOLE-BODY PORCELAIN STONEWARE / GRÉS CÉRAMÉ PLEINE MASSE
VOLLMASSIGE FEINSTEINZEUG / GRES PORCELÁNICO CON COLOR EN TODA MASA

ARDESIA MIX

SHADE SPECTRUM High Moderate

GRIP

10 mm thickness R10 B

20 mm thickness R11 C

D.C.O.F. $\geq 0,42$
B.C.R.A. DRY $\geq 0,40$

D.C.O.F. $\geq 0,60$
B.C.R.A. DRY $\geq 0,40$



SM Quarzite SM Borgogna SM Ardesia Mix SM Chianca SM Porfido

40x80 16"x32"
20x80 8"x32"
60x60 24"x24"
30x60 12"x24"
30x30 12"x12"

30x30 available only SM Ardesia Mix

20MM

30x60 Grip 12"x24"
30x30 Grip 12"x12"
40x80 16"x32"

30x30 Grip available only SM Ardesia Mix

PESI E IMBALLI . WEIGHT AND PACKAGING . POIDS ET EMBALLAGES . GEWICHTE UND VERPACKUNGEN . PESOS Y EMBALLAJES

	SPESSORE THICKNESS	Pz x	Mq x	Kg x	x	Mq x	Kg x
40x80	10,3	3	0,96	22,00	28	26,88	616,00
20x80	10,3	6	0,96	22,00	28	26,88	616,00
60x60	10,3	4	1,44	34,00	30	43,20	1020,00
30x60	10,3	6	1,08	23,50	40	43,20	940,00
30x30	10,3	12	1,08	24,00	40	43,20	960,00
40x80	20	2	0,64	28,30	24	15,36	685,00
30x30 (5x5) Mosaico	10,3	5	0,45	8,60			
30x60 Muretto	10,3	5	0,90	20,00			
7,5x80 Battiscopa	10,3	10	8,00 ML	18,50			
7,5x60 Battiscopa	10,3	12	7,2 ML	14,00			
33x60x3 Gradone Assemblato	10,3	4	2,4 ML	18,00			
33x33x3 Ang. Gradone Assemblato	10,3	2	0,66 ML	5,00			
38x80 Gradone Lineare	20	2	1,6 ML	28,30			



SM Quarzite 40x80 nat. 20MM



INDOOR: SM Ardesia Mix 60x60 rett. - SM Ardesia Mix 30x60 rett.
OUTDOOR: SM Ardesia Mix 30x60 grip - SM Ardesia Mix 40x80 nat. 20MM



RIVESTIMENTO / WALL:
Collection DECORATIVA
DEC (Random) 20x20 nat.
DEC White 20x20 nat.

PAVIMENTO / FLOOR:
SM Ardesia MIX 20x80 rett. - 40x80 rett.



INDOOR: SM Borgogna 60x60 nat. - SM Borgogna 30x60 nat.
OUTDOOR: SM Borgogna 30x60 grip


stones du monde

SM QUARZITE



P009096 **40x80** nat. 20MM
□184 ○184

SM BORGOGNA



P008439 **40x80** nat.
□125 ○125
P008442 **40x80** rett.
□151 ○151




P008445
20x80 rett.
□157 ○157



P007868 **40x80** nat. 20MM
□184 ○184

SM CHIANGA



P008440 **40x80** nat.
□125 ○125
P008443 **40x80** rett.
□151 ○151



P008446
20x80 rett.
□157 ○157




P008428 **40x80** nat. 20MM
□184 ○184

SM ARDESIA MIX



P008438 **40x80** nat.
□125 ○125
P008441 **40x80** rett.
□151 ○151



P008444
20x80 rett.
□157 ○157



P007869 **40x80** nat. 20MM
□184 ○184

SM PORFIDO



P007870 **40x80** nat. 20MM
□184 ○184



P008436 **60x60** nat. □107 ○107



P008431 **30x60** nat. □85 ○85
P008432 **30x60** grip □95 ○95



P008525 muretto **30x60** nat. □195 ○195



P008522 mosaico
30x30 (5x5) □195 ○195



P008437 **60x60** nat. □107 ○107




P008433 **30x60** nat. □85 ○85
P008434 **30x60** grip □95 ○95



P008524 muretto **30x60** nat. □195 ○195



P008521 mosaico
30x30 (5x5) □195 ○195



P008435 **60x60** nat. □107 ○107




P008429 **30x60** nat. □85 ○85
P008430 **30x60** grip □95 ○95



P008526 muretto **30x60** nat. □195 ○195



P008523 mosaico
30x30 (5x5) □195 ○195



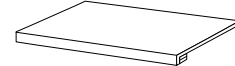
P009128 **30x30** nat. □57 ○57
P009129 **30x30** grip □67 ○67



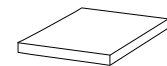
Battiscopa ♦
7,5x60 nat.
▷12



Battiscopa ♦
7,5x80 nat.
▷13

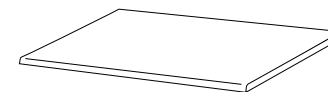


Gradone Assemblato ♦
3x33x60 nat.
☆233



Ang. Gradone Assemblato ♦
3x33x33 nat.
☆233

♦ DISPONIBILE NEI COLORI: - Available only in: BORGOGNA, CHIANGA, ARDESIA MIX



Gradone Lineare ●
38x80 20MM becco toro nat.
☆268

● DISPONIBILE IN TUTTI I COLORI - Available in all colours - Disponible dans toutes les couleurs - In allen Farben erhältlich - Se comercializas en todos los colores

multistone

GRES PORCELLANATO A TUTTA MASSA
WHOLE-BODY PORCELAIN STONEWARE / GRÉS CÉRAME PLEINE MASSE
VOLLMASSIGE FEINSTEINZEUG / GRES PORCELÁNICO CON COLOR EN TODA MASA



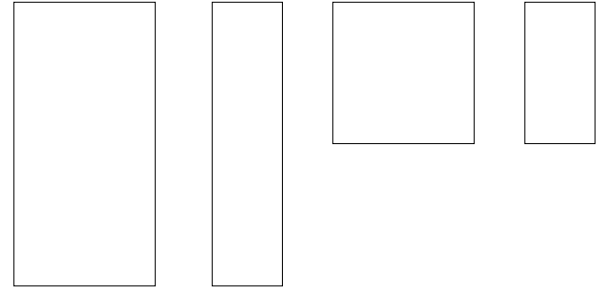
MS Sympion

MS Beola

MS Quarz

60x120 24"x48"
30x120 12"x48"
60x60 24"x24"
30x60 12"x24"


10 mm available only MS Sympion



20MM
OUTDOOR

60x120 24"x48"
60x90 24"x36"
60x60 24"x24"

60x90 available only MS Beola and MS Quarz
60x60 and 60x120 available only MS Sympion



PESI E IMBALLI . WEIGHT AND PACKAGING . POIDS ET EMBALLAGES . GEWICHTE UND VERPACKUNGEN . PESOS Y EMBALLAJES

	SPESSORE THICKNESS	Pz x	Mq x	Kg x	x	Mq x	Kg x
60x120	10,3	2	1,44	34,26	34	48,96	1165,00
30x120	10,3	3	1,08	27,00	30	32,40	810,00
60x60	10,3	4	1,44	34,00	30	43,20	1020,00
30x60	10,3	6	1,08	23,50	40	43,20	940,00
60x120	20	1	0,72	33,80	26	18,72	880,00
60x90	20	1	0,54	24,80	50	27,00	1260,00
60x60	20	2	0,72	33,12	32	23,04	1060,00
30x30 (5x5) Mosaico	10,3	5	0,45	8,60			
30x60 Muretto	10,3	5	0,90	20,00			
7,2x120 Battiscopa	10,3	6	7,20 ML	14,00			
7,5x60 Battiscopa	10,3	12	7,20 ML	14,00			
33x120x3 Gradone Assemblato	10,3	2	2,40 ML	17,00			
33x120x3 Ang. Gradone Assemblato	10,3	1	1,2 ML	8,50			
33x60x3 Gradone Assemblato	10,3	4	2,4 ML	18,00			
33x33x3 Ang. Gradone Assemblato	10,3	2	0,66 ML	5,00			
30x60 Gradone Lineare	20	1	0,60 ML	8,00			
60x60 Gradone Lineare / Angolare	20	2	1,20 ML	31,80			
60x90 Gradone Lineare / Angolare	20	1	0,90 ML	24,80			
60x120 Gradone Lineare	20	1	1,20 ML	33,80			



RIVESTIMENTO / WALL: MS Sympion 30x120 rett.
PAVIMENTO / FLOOR: MS Sympion 60x60 rett.



OUTDOOR:
MS Quarz 60x90 20MM



OUTDOOR: MS Symphon 60x120 20MM
RIVESTIMENTO / WALL: AX Beige 20x120 rett.


MS SYMPLON



P008447A **60x120** rett. □173 ○173



P008448 **30x120** rett. □177 ○177



P008495 mosaico **30x30** rett. (5x5) □195 ○195



P008449 **60x60** rett. □147 ○147



P008450 **30x60** rett. □131 ○131



P008496 muretto **30x60** rett. □181 ○181



P008230 **60x120** nat. 20MM □185 ○185
P008231 **60x120** rett. 20MM □191 ○191



P008232 **60x60** nat. 20MM □177 ○177
P008233 **60x60** rett. 20MM □180 ○180

MS BEOLA



P008228 **60x90** nat. 20MM □181 ○181
P008229 **60x90** rett. 20MM □185 ○185

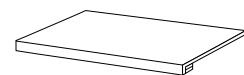
MS QUARZ



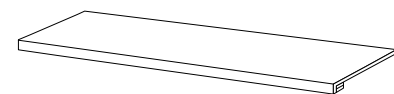
P008226 **60x90** nat. 20MM □181 ○181
P008227 **60x90** rett. 20MM □185 ○185



Battiscopa ■ **75x60** rett. ▷12



Gradone Assemblato ■ **3x33x60** rett. ☆233



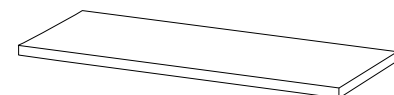
Gradone Assemblato ■ **3x33x120** rett. ☆273



Battiscopa ■ **72x120** rett. ▷23

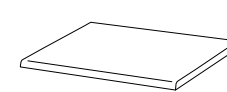


Ang. Gradone Assemblato ■ **3x33x33** rett. ☆233

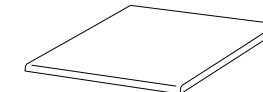


Ang. Gradone Assemblato ■ **3x33x120** rett. SX / DX (€ 265) ☆279

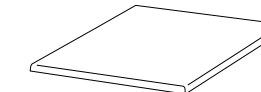
■ DISPONIBILE NEL COLORE MS SYMPLON - Available in MS Symplon - In MS Symplon erhältlich - Disponibile en MS Symplon - Disponible en MS Symplon



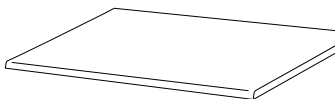
Gradone Lineare ◆ **30x60 20MM**
becco civetta nat. ☆203
becco civetta rett. ☆207
becco toro nat. ☆213
becco toro rett. ☆215



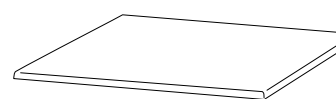
Gradone Lineare ◆ **60x60 20MM**
becco civetta nat. ☆221
becco civetta rett. ☆233
becco toro nat. ☆223
becco toro rett. ☆235



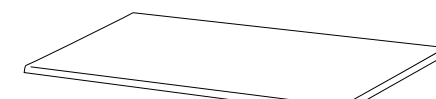
Gradone Angolare ◆ **60x60 20MM**
becco civetta nat. ☆252
becco civetta rett. ☆252
becco toro nat. ☆257
becco toro rett. ☆258



Gradone Lineare ▲ **60x90 20MM**
becco civetta nat. ☆257
becco civetta rett. ☆258
becco toro nat. ☆260
becco toro rett. ☆262



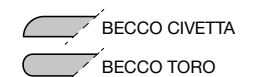
Gradone Angolare ▲ **60x90 20MM**
becco civetta nat. ☆268
becco civetta rett. ☆270
becco toro nat. ☆272
becco toro rett. ☆273



Gradone Lineare ◆ **60x120 20MM**
becco civetta nat. ☆270
becco civetta rett. ☆273
becco toro nat. ☆272
becco toro rett. ☆273

MODULAR SYSTEM 20MM Pag. 298
PALLET MODULARE A 60 PEZZI.
Pallet modular packaging 60 pcs.
Emballage palette 60 pcs.
Palette Verpackung 60 stck.
Embalaje palet modular con 60 piezas.
□195

10 Pz. 60x90
20 Pz. 60x60
10 Pz. 30x60
20 Pz. 30x30



▲ DISPONIBILE NEI COLORI MS QUARZ / MS BEOLA - Available in MS Quarz / Ms Beola - In MS Quarz / Ms Beola erhältlich - Disponibile en MS Quarz / Ms Beola - Disponible en MS Quarz / Ms Beola
◆ DISPONIBILE NEL COLORE MS SYMPLON 20MM - Available in MS Symplon - In MS Symplon erhältlich - Disponibile en MS Symplon - Disponible en MS Symplon

V.360

GRES PORCELLANATO A TUTTA MASSA
WHOLE-BODY PORCELAIN STONEWARE / GRÉS CÉRAME PLEINE MASSE
VOLLMASSIGE FEINSTEINZEUG / GRES PORCELÁNICO CON COLOR EN TODA MASA

SHADE SPECTRUM Moderate	10 mm thickness	R10 B	D.C.O.F. ≥ 0,60	GRIP R12 C	D.C.O.F. ≥ 0,42	20 mm thickness	R11 C	D.C.O.F. ≥ 0,60
			B.C.R.A. DRY ≥ 0,40		B.C.R.A. DRY ≥ 0,40			B.C.R.A. DRY ≥ 0,40




V.360 White


V.360 Grey

V.360 Black

80x80
32"x32"




40x80
16"x32"



20x80
8"x32"



60x60
24"x24"



30x60
12"x24"




30x30
12"x12"



20MM

40x80
16"x32"



PESI E IMBALLI . WEIGHT AND PACKAGING . POIDS ET EMBALLAGES . GEWICHTE UND VERPACKUNGEN . PESOS Y EMBALLAJES

	SPESSORE THICKNESS	Pz x	Mq x	Kg x	x	Mq x	Kg x
80x80	10,3	2	1,28	28,16	40	51,20	1126,00
40x80	10,3	3	0,96	22,00	28	26,88	616,00
20x80	10,3	6	0,96	22,00	28	26,88	618,00
60x60	10,3	4	1,44	31,80	32	46,08	1040,00
30x60	10,3	6	1,08	23,50	40	43,20	940,00
30x30	10,3	12	1,08	24,00	40	47,52	1077,00
40x80	20	2	0,64	30,00	24	15,36	720,00
30x30 (5x5) Mosaico	8,5	5	0,45	8,60			
30x60 Brick	10,3	6	1,08	23,50	40	43,20	940,00
7,2x30 Battiscopa	10,3	33	10,00 ML	14,60			
10x80 Battiscopa	10,3	10	8,00 ML	18,50			
3x33x60 Gradone Assemblato	10,3	4	2,40 ML	18,00			
3x33x33 Ang. Gradone Assemblato	10,3	2	0,66 ML	5,00			
30x60 Gradino	10,3	6	3,60 ML	23,50			
60x5x5 Elemento "L" assemblato	10,3	4	2,40 ML	9,00			
40x80 Gradone Lineare	20	2	1,60 ML	28,30			
40x40 Gradone Angolare	20	2	1,60 ML	28,30			



V.360 White 80x80 nat. rett.



V.360 Grey 80x80 rett.




V.360 Black 30x60 nat. rett - mosaico 30x30

V.360

V.360 WHITE




P006436A **80x80** rett. □175 ○175




P006402A **60x60** nat. □125 ○125
P006414 **60x60** nat. rett. □161 ○161




P006443A **40x80** nat. □125 ○125
P006444 **40x80** nat. rett. □161 ○161
P006610 **40x80** nat. **20MM** □184 ○184
P006613 **40x80** rett. **20MM** □189 ○189




P006416A **30x60** nat. □95 ○95
P006419 **30x60** nat. rett. □145 ○145
P006422A **30x60** grip nat. □97 ○97



P006428A **30x30** nat. □73 ○73



P006449 **20x80** rett. □177 ○177



P006440 brick **30x60** rett. □117 ○117



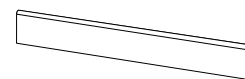
mosaico **30x30** (5x5)
P006407 nat. □230 ○230
P006410 grip □230 ○230



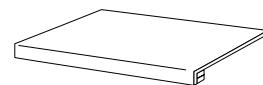
V.360 White 60x60 nat.



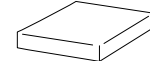
Battiscopa ●
7,2x30 nat.
▷11



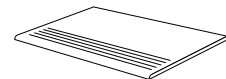
Battiscopa ●
10x80 rett.
▷15



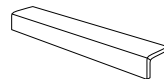
Gradone Assemblato ●
3x33x60 nat.
☆233



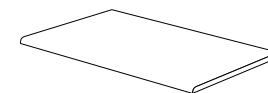
Ang. Gradone Assemblato ●
3x33x33 nat.
☆227



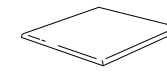
Gradino ●
30x60 nat.
☆89



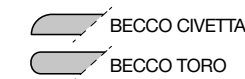
Elemento "L" assemblato ●
60x5x5 (grip) nat.
☆197



Gradone Lineare ●
40x80 20MM
becco civetta nat. ☆233
becco civetta rett. ☆243
becco toro nat. ☆243
becco toro rett. ☆251



Gradone Angolare ●
40x40 20MM
becco civetta nat. ☆221
becco civetta rett. ☆225
becco toro nat. ☆235
becco toro rett. ☆239



BECCO CIVETTA
BECCO TORO

V.360

V.360 GREY



P006437 **80x80** rett. □175 ○175




P006400B **60x60** nat. □125 ○125
P006413 **60x60** nat. rett. □161 ○161



P007191 **40x80** nat. □125 ○125
P006445 **40x80** nat. rett. □161 ○161
P006611 **40x80** nat. 20MM □184 ○184
P006614 **40x80** rett. 20MM □189 ○189



P006417A **30x60** nat. □95 ○95
P006420 **30x60** nat. rett. □145 ○145
P006423A **30x60** grip nat. □97 ○97




P006429 **30x30** nat. □73 ○73



P006448 **20x80** rett. □177 ○177



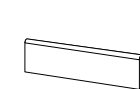
P006439 brick **30x60** rett. □117 ○117



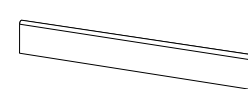
mosaico **30x30** (5x5)
P006408 nat. □230 ○230
P006411 grip □230 ○230



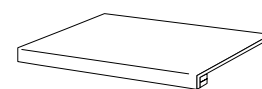
V.360 Grey 60x60 nat. rett.



Battiscopa ●
7,2x30 nat.
▷11



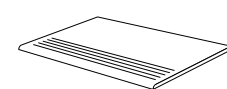
Battiscopa ●
10x80 rett.
▷15



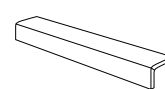
Gradone Assemblato ●
3x33x60 nat.
☆233



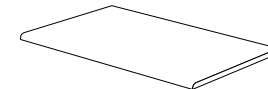
Ang. Gradone Assemblato ●
3x33x33 nat.
☆227



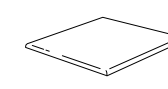
Gradino ●
30x60 nat.
☆89



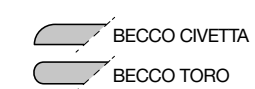
Elemento "L" assemblato ●
60x5x5 (grip) nat.
☆197



Gradone Lineare ●
40x80 20MM
becco civetta nat. ☆233
becco civetta rett. ☆243
becco toro nat. ☆243
becco toro rett. ☆251




Gradone Angolare ●
40x40 20MM
becco civetta nat. ☆221
becco civetta rett. ☆225
becco toro nat. ☆235
becco toro rett. ☆239




BECCO CIVETTA
BECCO TORO

V.360


V.360 BLACK



P006435 **80x80** rett. □175 ○175




P006950 **60x60** nat. □125 ○125
P006412 **60x60** nat. rett. □161 ○161



P006441A **40x80** nat. □125 ○125
P006446 **40x80** nat. rett. □161 ○161
P006612 **40x80** nat. 20MM □184 ○184
P006615 **40x80** rett. 20MM □189 ○189



P006415A **30x60** nat. □95 ○95
P006418 **30x60** nat. rett. □145 ○145
P006421A **30x60** grip nat. □97 ○97




P006427A **30x30** nat. □73 ○73



P006447 **20x80** rett. □177 ○177



P006438 brick **30x60** rett. □117 ○117



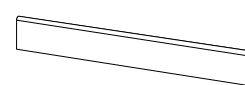
mosaico **30x30** (5x5)
P006406 nat. □230 ○230
P006409 grip □230 ○230



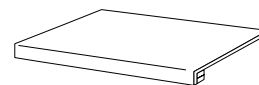
V.360 Black 60x60 nat. rett.



Battiscopa ●
7,2x30 nat.
▷11



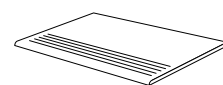
Battiscopa ●
10x80 rett.
▷15



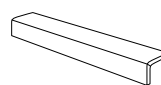
Gradone Assemblato ●
3x33x60 nat.
☆233



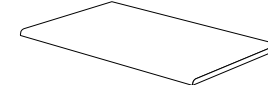
Ang. Gradone Assemblato ●
3x33x33 nat.
☆227



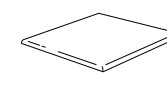
Gradino ●
30x60 nat.
☆89




Elemento "L" assemblato ●
60x5x5 (grip) nat.
☆197



Gradone Lineare ●
40x80 20MM
becco civetta nat. ☆233
becco civetta rett. ☆243
becco toro nat. ☆243
becco toro rett. ☆251



Gradone Angolare ●
40x40 20MM
becco civetta nat. ☆221
becco civetta rett. ☆225
becco toro nat. ☆235
becco toro rett. ☆239




BECCO CIVETTA

BECCO TORO

quarz design

GRES PORCELLANATO A TUTTA MASSA
WHOLE-BODY PORCELAIN STONEWARE / GRÉS CÉRAMÉ PLEINE MASSE
VOLLMASSIGE FEINSTEINZEUG / GRES PORCELÁNICO CON COLOR EN TODA MASA

SHADE SPECTRUM Moderate	8,5 mm thickness	10 mm thickness	R10 B	D.C.O.F. ≥ 0,60 B.C.R.A. DRY ≥ 0,40 WET ≥ 0,40	20 mm thickness	R11 C	D.C.O.F. ≥ 0,42 B.C.R.A. DRY ≥ 0,40 WET ≥ 0,40
----------------------------	---------------------	--------------------	----------	--	--------------------	----------	--



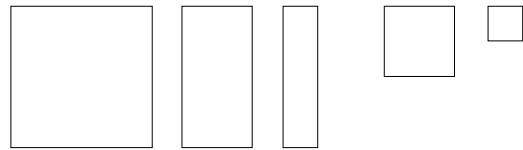
QD Bianco

QD Antracite

QD Fumè

QD Beige

60x60 24"x24"
30x60 12"x24"
15x60 6"x24"
30x30 12"x12"
15x15 6"x6"



60x60
24"x24"



PESI E IMBALLI . WEIGHT AND PACKAGING . POIDS ET EMBALLAGES . GEWICHTE UND VERPACKUNGEN . PESOS Y EMBALAJES

	SPESORE THICKNESS	Pz x	Mq x	Kg x	x	Mq x	Kg x
60x60	10	4	1,44	34,00	30	43,20	1020,00
30x60	10	6	1,08	23,50	40	43,20	950,00
15x60	10	12	1,08	23,50	55	59,40	1286,00
30x30	8,5	15	1,35	26,00	40	54,00	1040,00
15x15	8,5	52	1,20	24,00	60	72,00	1440,00
60x60	20	2	0,72	31,80	32	23,04	1040,00
30x30 (5x5) Mosaico	8,5	5	0,45	8,60			
30x60 Muretto	10	5	0,90	20,00			
30x30 Mosaico	8,5	11	1,00	17,60			
0,6x60 Listello Alluminio	-	10	6,00 ML	0,56			
0,6x0,6 Ang. Alluminio	-	1	-	-			
7,2x30 Battiscopa	8,5	33	10 ML	14,60			
30x30 Gradino	8,5	15	4,5 ML	26,20			
33x33x30 Gradone Assemblato	10	7	2,1 ML	20,40			
33x33x3 Ang. Gradone Assemblato	10	4	1,32 ML	11,70			
4,5x16,5x30 Elemento a "L" Assemblato	8,5	8	2,4 ML	9,00			
30x60 Gradone Lineare	20	1	0,60 ML	8,00			
60x60 Gradone Lineare	20	2	1,2 ML	32,00			
60x60 Gradone Angolare	20	2	1,2 ML	32,00			

QD Fumè 30x60 nat. rett. - QD Fumè 15x60 nat. rett.



quarz design

QD BIANCO



P003712 **60x60** nat. □107 ○107
P003777 **60x60** nat. rett. □165 ○165



P003779 **60x60** lapp. rett. □167 ○167



P003769 **30x60** nat. □85 ○85
P003781 **30x60** nat. rett. □151 ○151




P003783 **30x60** lapp. rett. □159 ○159



P003789 **15x60** nat. □159 ○159
P003791 **15x60** nat. rett. □185 ○185



P003793 **15x60** lapp. rett. □190 ○190




P003768 **30x30** nat. □46 ○46



P003795 **30x60** muretto nat. □202 ○202



P006215 mosaico **30x30** (5x5) nat. □195 ○195



P003797 mosaico **30x30** nat. ☆127

listello alluminio **0,6x60** ☆139

ang. alluminio **0,6x0,6** ☆19

QD ANTRACITE



P003711 **60x60** nat. □107 ○107
P003776 **60x60** nat. rett. □165 ○165



P003778 **60x60** lapp. rett. □167 ○167



P006291 **60x60** nat. **20MM** □184 ○184
P006342 **60x60** rett. **20MM** □189 ○189



P003770 **30x60** nat. □85 ○85
P003780 **30x60** nat. rett. □151 ○151



P003782 **30x60** lapp. rett. □159 ○159



P003788 **15x60** nat. □159 ○159
P003790 **15x60** nat. rett. □185 ○185



P003792 **15x60** lapp. rett. □190 ○190




P003767 **30x30** nat. □46 ○46



P003799 **15x15** nat. □46 ○46



P003794 **30x60** muretto nat. □202 ○202



P006049 mosaico **30x30** (5x5) nat. □195 ○195



P003796 mosaico **30x30** nat. ☆127

listello alluminio **0,6x60** ☆139

ang. alluminio **0,6x0,6** ☆19



Battiscopa **7,2x30** nat. ☆3



Gradino **30x30** nat. ☆43



Gradone Assemblato **3x33x30** nat. ☆191
lapp. rett. ☆221

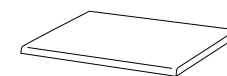


Ang. Gradone Assemblato **3x33x33** nat. ☆233
lapp. rett. ☆251

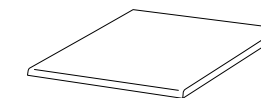


Elemento a "L" assemblato **4,5x16,5x30** nat. ☆123

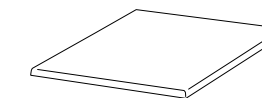
● DISPONIBILE IN TUTTI I COLORI - Available in all colours - Disponible dans toutes les couleurs - In allen Farben erhältlich - Se comercializa en todos los colores



Gradone Lineare **30x60 20MM**
becco civetta nat. ☆203
becco civetta rett. ☆207
becco toro nat. ☆213
becco toro rett. ☆215



Gradone Lineare **60x60 20MM**
becco civetta nat. ☆221
becco civetta rett. ☆233
becco toro nat. ☆223
becco toro rett. ☆235



Gradone Angolare **60x60 20MM**
becco civetta nat. ☆252
becco civetta rett. ☆252
becco toro nat. ☆257
becco toro rett. ☆258

quarz design

QD FUMÈ



P002697 **60x60** nat. □107 ○107
P002702 **60x60** nat. rett. □165 ○165



P002706 **60x60** lapp. rett. □167 ○167



P006310 **60x60** nat. 20MM □184 ○184
P006340 **60x60** rett. 20MM □189 ○189



P002883 **30x60** nat. □85 ○85
P002714 **30x60** nat. rett. □151 ○151



P002718 **30x60** lapp. rett. □159 ○159



P002721 **15x60** nat. □159 ○159
P002727 **15x60** nat. rett. □185 ○185



P002730 **15x60** lapp. rett. □190 ○190




P002733 **30x30** nat. □46 ○46



P002745 **15x15** nat. □46 ○46



P002749 **30x60** muretto nat. □202 ○202



P006048 mosaico **30x30 (5x5)** □195 ○195



P002753 mosaico **30x30** ☆127

listello alluminio **0,6x60** ☆139

ang. alluminio **0,6x0,6** ☆19

QD BEIGE



P002700 **60x60** nat. □107 ○107
P002701 **60x60** nat. rett. □165 ○165



P002705 **60x60** lapp. rett. □167 ○167



P006290 **60x60** nat. 20MM □184 ○184
P006341 **60x60** rett. 20MM □189 ○189



P002884 **30x60** nat. □85 ○85
P002713 **30x60** nat. rett. □151 ○151



P002717 **30x60** lapp. rett. □159 ○159



P002724 **15x60** nat. □159 ○159
P002725 **15x60** nat. rett. □185 ○185



P002729 **15x60** lapp. rett. □190 ○190




P002736 **30x30** nat. □46 ○46



P002752 **30x60** muretto nat. □202 ○202



P006216 mosaico **30x30 (5x5)** □195 ○195



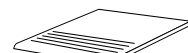
P002756 mosaico **30x30** ☆127

listello alluminio **0,6x60** ☆139

ang. alluminio **0,6x0,6** ☆19



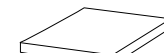
Battiscopa ● **7,2x30** nat. ☆3



Gradino ● **30x30** nat. ☆43



Gradone Assemblato ● **3x33x33** nat. ☆191 lapp. rett. ☆221

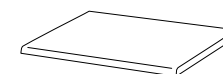


Ang. Gradone Assemblato ● **3x33x33** nat. ☆233 lapp. rett. ☆251

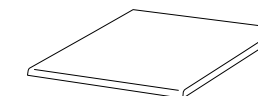


Elemento a "L" assemblato ● **4,5x16,5x30** nat. ☆123

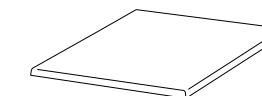
● DISPONIBILE IN TUTTI I COLORI - Available in all colours - Disponible dans toutes les couleurs - In allen Farben erhältlich - Se comercializa en todos los colores



Gradone Lineare ● **30x60 20MM** becco civetta nat. ☆203 becco civetta rett. ☆207 becco toro nat. ☆213 becco toro rett. ☆215



Gradone Lineare ● **60x60 20MM** becco civetta nat. ☆221 becco civetta rett. ☆233 becco toro nat. ☆223 becco toro rett. ☆235



Gradone Angolare ● **60x60 20MM** becco civetta nat. ☆252 becco civetta rett. ☆252 becco toro nat. ☆257 becco toro rett. ☆258

tailormade

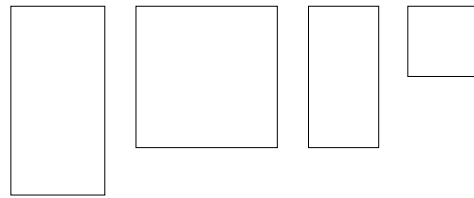
GRES PORCELLANATO A TUTTA MASSA
WHOLE-BODY PORCELAIN STONEWARE / GRÉS CÉRAMÉ PLEINE MASSE
VOLLMASSIGE FEINSTEINZEUG / GRES PORCELÁNICO CON COLOR EN TODA MASA

SHADE SPECTRUM Moderate	10 mm thickness	R9 B	D.C.O.F. $\geq 0,60$	GRIP R11	D.C.O.F. $\geq 0,42$
			B.C.R.A. DRY $\geq 0,40$	C	B.C.R.A. DRY WET $\geq 0,40$

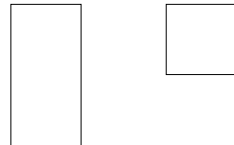


TM Bianco TM Grigio TM Nero TM Beige

40x80 16"x32"
60x60 24"x24"
30x60 12"x24"
30x30 12"x12"



30x60 Grip 12"x24"
30x30 Grip 12"x12"



PESI E IMBALLI . WEIGHT AND PACKAGING . POIDS ET EMBALLAGES . GEWICHTE UND VERPACKUNGEN . PESOS Y EMBALLAJES

	SPESORE THICKNESS	Pz x	Mq x	Kg x	x	Mq x	Kg x
40x80	10	3	0,96	22,00	28	26,88	618,00
60x60	10	4	1,44	31,80	32	46,08	1040,00
30x60	10	6	1,08	23,50	40	43,20	940,00
30x30	10	12	1,08	24,00	40	43,20	980,00
10x60 Battiscopa	10	12	7,20 ML	16,50			
3x30x33 Gradone Lineare	10	7	2,10 ML	17,50			
3x30x33 Gradone Angolare Lineare	10	2	0,66 ML	5,00			

RIVESTIMENTO / WALL:
TM Bianco decoro 30x60 lapp. rett.

PAVIMENTO / FLOOR:
TM Grigio 40x80 nat.



TM BIANCO



P006159 **40x80** nat. □127 ○127
P006155 **40x80** lapp. rett. □167 ○167




P006099 **60x60** nat. □127 ○127
P006174 **60x60** lapp. rett. □167 ○167



P006164A **30x60** nat. □95 ○95
P006169 **30x60** lapp. rett. □159 ○159
P006247A **30x60** grip □97 ○97



P006306A **30x30** nat. □73 ○73
P006513A **30x30** grip □73 ○73



P006179 mosaico **30x30** (5x5) □230 ○230



P006184 **30x60** bianco decoro lapp. rett. □187 ○187



P006205 **5,5x60** ice fascia ☆175



P006207 **4x60** ice torello ☆100



P006211 **4x4** ice ang. torello ☆111

listello alluminio ☆139
0,6x60

TM GRIGIO



P006160A **40x80** nat. □127 ○127
P006154 **40x80** lapp. rett. □167 ○167




P006098A **60x60** nat. □127 ○127
P006175 **60x60** lapp. rett. □167 ○167



P006165 **30x60** nat. □95 ○95
P006170 **30x60** lapp. rett. □159 ○159
P006248A **30x60** grip □97 ○97



P006307 **30x30** nat. □73 ○73
P006517A **30x30** grip □73 ○73



P006180 mosaico **30x30** (5x5) □230 ○230



P006185 **30x60** grigio decoro lapp. rett. □187 ○187



P006205 **5,5x60** ice fascia ☆175



P006207 **4x60** ice torello ☆100

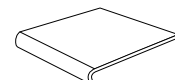


P006211 **4x4** ice ang. torello ☆111

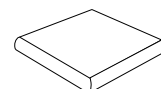
listello alluminio ☆139
0,6x60



Battiscopa ●
10x60 nat.
▷12



Gradone Lineare ●
3x30x33 nat.
☆173



Gradone Angolare Lineare ●
3x30x33 nat.
☆221

TM NERO



P006163A **40x80** nat. □127 ○127
P006158 **40x80** lapp. rett. □167 ○167




P006110A **60x60** nat. □127 ○127
P006178 **60x60** lapp. rett. □167 ○167



P006168A **30x60** nat. □95 ○95
P006173 **30x60** lapp. rett. □159 ○159
P006245A **30x60** grip □97 ○97



P006308 **30x30** nat. □73 ○73
P006516A **30x30** grip □73 ○73



P006183 mosaico **30x30** (5x5) □230 ○230



P006205 **5,5x60** ice fascia ☆175



P006207 **4x60** ice torello ☆100



P006211 **4x4** ice ang. torello ☆111



P006188 **30x60** nero decoro lapp. rett. □187 ○187

listello alluminio ☆139
0,6x60

TM BEIGE




P006162 **40x80** nat. □127 ○127
P006157 **40x80** lapp. rett. □167 ○167




P006097A **60x60** nat. □127 ○127
P006177 **60x60** lapp. rett. □167 ○167



P006167A **30x60** nat. □95 ○95
P006172 **30x60** lapp. rett. □159 ○159
P006246A **30x60** grip □97 ○97



P006305 **30x30** nat. □73 ○73
P006514A **30x30** grip □73 ○73



P006182 mosaico **30x30** (5x5) □230 ○230



P006187 **30x60** beige decoro lapp. rett. □187 ○187

listello alluminio ☆139
0,6x60



P006206 **5,5x60** coffee fascia ☆175



P006208 **4x60** coffee torello ☆100



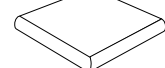
P006212 **4x4** coffee ang. torello ☆111



Battiscopa ●
10x60 nat.
▷12



Gradone Lineare ●
3x30x33 nat.
☆173



Gradone Angolare Lineare ●
3x30x33 nat.
☆221

riverside

GRES PORCELLANATO A TUTTA MASSA
 WHOLE-BODY PORCELAIN STONEWARE / GRÉS CÉRAME PLEINE MASSE
 VOLLMÄSSIGE FEINSTEINZEUG / GRES PORCELÁNICO CON COLOR EN TODA MASA

SHADE SPECTRUM Moderate
 10 mm thickness
 R10 B
 D.C.O.F. ≥ 0,42
 B.C.R.A. DRY ≥ 0,40 WET ≥ 0,40




RS Grigio

RS Nero

RS Beige

RS Terra

60x60
24"x24"



30x60
12"x24"



PESI E IMBALLI . WEIGHT AND PACKAGING . POIDS ET EMBALLAGES . GEWICHTE UND VERPACKUNGEN . PESOS Y EMBALLAJES

	SPESSORE THICKNESS	Pz x	Mq x	Kg x	x	Mq x	Kg x
60x60	10	4	1,44	34,00	30	43,20	1020,00
30x60	10	6	1,08	26,00	40	43,20	1040,00
7,5x60 Battiscopa	10	12	7,20 ML	14,00			
30x60 Gradino	10	6	3,60 ML	25,60			
30x30 Mosaico	10	12	7,20	14,00			
30x60 Muretto	10	6	3,60	25,60			



RIVESTIMENTO / WALL:
 RS Grigio 30x60 - RS Grigio Muretto 30x60

PAVIMENTO / FLOOR:
 RS Nero 60x60



RS Beige 30x60



RS Terra 60x60

RS GRIGIO



P007079 **60x60** nat. □77 ○77



P007075 **30x60** nat. □64 ○64



P007083 **30x60** RS grigio muretto □179 ○179



P007087 mosaico **30x30** (5x5)
□195 ○195

RS NERO




P007080 **60x60** nat. □77 ○77



P007076 **30x60** nat. □64 ○64




P007084 **30x60** RS nero muretto □179 ○179



P007088 mosaico **30x30** (5x5)
□195 ○195

RS BEIGE



P007077 **60x60** nat. □77 ○77



P007073 **30x60** nat. □64 ○64




P007081 **30x60** RS beige muretto □179 ○179



P007085 mosaico **30x30** (5x5)
□195 ○195

RS TERRA




P007078 **60x60** nat. □77 ○77



P007074 **30x60** nat. □64 ○64



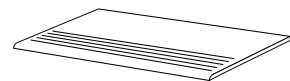
P007082 **30x60** RS terra muretto □179 ○179



P007086 mosaico **30x30** (5x5)
□195 ○195



Battiscopa ●
7,5x60 nat.
▷12




Gradino ●
30x60 nat.
☆115

● DISPONIBILE IN TUTTI I COLORI - Available in all colours - Disponible dans toutes les couleurs - In allen Farben erhältlich - Se comercializa en todos los colores

ayers rock

GRES PORCELLANATO A TUTTA MASSA
WHOLE-BODY PORCELAIN STONEWARE / GRÉS CÉRAMÉ PLEINE MASSE
VOLLMASSIGE FEINSTEINZEUG / GRES PORCELÁNICO CON COLOR EN TODA MASA



Rock White

Rock Grey

Rock Brown

20x40
8"x16"

20x20
8"x8"



PESI E IMBALLI . WEIGHT AND PACKAGING . POIDS ET EMBALLAGES . GEWICHTE UND VERPACKUNGEN . PESOS Y EMBALLAJES

	SPESORE THICKNESS	Pz x	Mq x	Kg x	x	Mq x	Kg x
20x40	10	13	1,04	24,44	45	46,80	1100,00
20x20	10	25	1,00	21,80	45	45,00	981,00
30x30 (5x5) Mosaico	10	5	0,45	8,60			
20x59x94 Ventaglio	10	3	1,00	19,00			
10x40 Battiscopa	10	22	8,8 ML	18,00			
15x30x4 Elemento a "L" monolitico "pressato"	10	8	2,40 ML	11,20			



Rock White 20x20 - 20x40 . Ventaglio White-Brown



Rock Grey 20x20 - 20x40 - Elemento a L monolitico



Rock Brown 20x20 - 20x40


ayers rock

ROCK WHITE



P006370
20x20
□75 ○75

P006373
20x40
□75 ○75



P006376 mosaico
30x30 (5x5)
□230 ○230

ROCK GREY



P006369
20x20
□75 ○75

P006372
20x40
□75 ○75



P006375 mosaico
30x30 (5x5)
□230 ○230

ROCK BROWN




P006368
20x20
□75 ○75


P006371
20x40
□75 ○75



P006374 mosaico
30x30 (5x5)
□230 ○230



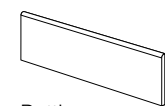
P006399 Ventaglio White-Brown
20xh59x94 (1 m² = 3 pz.)
☆201



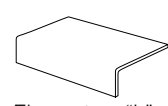
P006398 Ventaglio Grey-White
20xh59x94 (1 m² = 3 pz.)
☆201



P006397 Ventaglio Brown-Grey
20xh59x94 (1 m² = 3 pz.)
☆201



Battiscopa ●
10x40 nat.
▷11



Elemento a "L" monolitico "pressato" ●
4x15x30 (R12) nat.
▷121

● DISPONIBILE IN TUTTI I COLORI - Available in all colours - Disponible dans toutes les couleurs - In allen Farben erhältlich - Se comercializa en todos los colores

marmi antichi

GRES PORCELLANATO SMALTATO
GLAZED PORCELAIN STONEWARE / LE GRÉS CÉRAMÉ ÉMAILLÉ
DAS GLASIERTE FEINSTEINZEUG / EL GRES PORCELÁNICO ESMALTADO



Classico

Reale

Alabastro

Antico

45x45
18"x18"


30x30
12"x12"

15x15
6"x6"



PESI E IMBALLI . WEIGHT AND PACKAGING . POIDS ET EMBALLAGES . GEWICHTE UND VERPACKUNGEN . PESOS Y EMBALLAJES

	SPESSORE THICKNESS	Pz x	Mq x	Kg x	x	Mq x	Kg x
45x45	9,5	5	1,01	21,50	34	34,34	731,00
30x30	10	13	1,17	25,00	40	46,80	1000,00
15x15	9	48	1,08	24,50	60	64,80	1470,00
Modular	10	15	1,01	21,50	34	34,34	731,00
30x30 (5x5) Mosaico	10	11	1,00	19,00			
6,5x30 Fascia	10	12	3,6 ML	5,00			
6,5x6,5 Tozzetto	10	4	-	2,00			
15x15 Inserto	9	6	-	0,153			
4,5x15 Listello	9	12	1,8 ML	1,65			
7,2x30 Battiscopa	10	33	10 ML	15,00			
30x30 Gradino	10	15	45 ML	27,99			
5,5x15 V-cap.	-	12	1,8 ML	3,12			
5,5h V-cap. angolo	-	2	-	0,20			
3x15 QR outside	-	12	1,8 ML	1,62			
Beak outside	-	2	-	0,15			
SBN 15	9	12	1,8 ML	5,40			
DBN 15	9	6	0,9 ML	2,60			



Antico 45x45 - Mosaico 30x30 - Classico 45x45



Classico 15x15 - Inserto 15x15




Classico 30x30 - Classico fascia 6,5x30 . Alabastro 30x30

marmi antichi

CLASSICO




S005814 **45x45** □64 ○64



S005813 **30x30**
□31 ○31



P005572A mosaico
30x30 (5x5)
□230 ○230



P005556 classico fascia
6,5x30
☆87



P005560 classico tozz
6,5x6,5
☆39



S005812 **15x15**
□37 ○37



S005842 classico inserto
15x15
☆81



P005576 classico listello
4,5x15
☆51

REALE



S005820 **45x45** □64 ○64



S005819 **30x30**
□31 ○31



P005574A mosaico
30x30 (5x5)
□230 ○230



P005558 reale fascia
6,5x30
☆87



P005562 reale tozz
6,5x6,5
☆39



S005818 **15x15**
□37 ○37



S005841 reale inserto
15x15
☆81




P005578 reale listello
4,5x15
☆51

ALABASTRO



S005823 **45x45** □64 ○64



S005822 **30x30**
□31 ○31



P005575A mosaico
30x30 (5x5)
□230 ○230



P005559 alabastro fascia
6,5x30
☆87



P005563 alabastro tozz
6,5x6,5
☆39



S005821 **15x15**
□37 ○37



S005839 alabastro inserto
15x15
☆81



P005579 alabastro listello
4,5x15
☆51


ANTICO



S005817 **45x45** □64 ○64



S005816 **30x30**
□31 ○31



P005573A mosaico
30x30 (5x5)
□230 ○230



P005557 antico fascia
6,5x30
☆87



P005561 antico tozz
6,5x6,5
☆39



S005815 **15x15**
□37 ○37



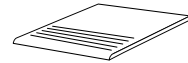
S005840 antico inserto
15x15
☆81



P005577 antico listello
4,5x15
☆51



Battiscopa ●
7,2x30 nat.
▷9



Gradino ●
30x30 nat.
☆73



V-cap. ●
5,5x15
☆43



V-cap. ang. ●
5,5 h.
☆93



QR outside ●
3x15
☆37



Beak outside ●
☆89



SBN 15 ●
☆29



DBN 15 ●
☆37

MODULAR SYSTEM Pag. 294

SPECIALE CONFEZIONE MODULARE A 15 PEZZI.
Special Modular packaging 15 pcs.
Emballage special 15 pcs.
Sonder Verpackung 15 stck.
Embalaje especial modular con 15 piezas.

3 Pz. 45x45
2 Pz. 30x30
10 Pz. 15x15



□91 ○91

Unicità materica, versatile praticità e prestazioni importanti: i tratti peculiari dei cementi, elementi costruttivi per eccellenza della modernità, ritornano e sviluppano ulteriori potenzialità in nuove proposte ceramiche dalla spiccata vocazione contemporanea. Stile essenziale e sostanza della tecnica per soluzioni progettuali accattivanti e performanti.

Unique texture, versatility, practicality and high performance: the particular features of concrete, the contemporary construction material par excellence, are back and develop additional potential through the new ceramic tile products with a marked contemporary feel. Essential style and technical structure for high-performance and captivating design solutions.

Une unicité matiériste, une praticité polyvalente et des prestations importantes : les traits particuliers des bétons, des éléments de construction par excellence de la modernité, reviennent et développent d'ultérieurs potentiels à travers de nouvelles propositions en céramique, avec une vocation moderne prononcée. Un style essentiel et la substance de la technique pour des solutions conceptuelles fascinantes et performantes.

Einzigartigkeit der Materie, praktische Vielseitigkeit und erhebliche Leistungen: die charakteristischen Züge der Betons, als Bauelemente der Modernität schlechthin, kehren zurück und entwickeln weitere Möglichkeiten in neuen Angeboten der Keramik mit einem ausgeprägten modernen Bezug. Der wesentliche Stil und das Wesen der Technik für reizvolle und leistungsstarke Entwurfslösungen.

Unicidad matérica, practicidad, versatilidad y prestaciones importantes: las características peculiares de los cementos, elementos constructivos por excelencia de la modernidad, retornan y desarrollan ulteriores potencialidades con nuevas propuestas cerámicas de marcada vocación contemporánea. Estilo esencial y sustancia de la técnica para obtener soluciones proyectuales fascinantes y eficaces.

concrete look

GRES PORCELLANATO A TUTTA MASSA
WHOLE-BODY PORCELAIN STONEWARE / GRÉS CÉRAME PLEINE MASSE
VOLLMASSIGE FEINSTEINZEUG / GRES PORCELÁNICO CON COLOR EN TODA MASA



WI Silver

WI Acciaio

WI Antracite


WI Beige

WI Ruggine

120x260
48"x102"




120x120
48"x48"




60x120
24"x48"



80x80
32"x32"



40x80
16"x32"



PESI E IMBALLI . WEIGHT AND PACKAGING . POIDS ET EMBALLAGES . GEWICHTE UND VERPACKUNGEN . PESOS Y EMBALLAJES

	SPESSORE THICKNESS	Pz x	Mq x	Kg x	x	Mq x	Kg x
120x260 (cassa/crate)	6,5	22	68,64				1233,00
120x260 (cavalletto heavy /heavy rack)	6,5	44	137,28				2425,00
120x260 (cavalletto light /light rack)	6,5	22	68,64				1278,00
120x120	10	1	1,44	35,50	34	48,96	1207,00
60x120	10	2	1,44	34,26	34	48,96	1165,00
80x80	10	2	1,28	28,16	40	51,20	1126,40
40x80	10	3	0,96	22,00	28	26,88	618,00
Pentagono	6,5	3	0,89	13,80			
40x80 Decoro Dots	10	3	0,96	22,00	28	26,88	636,00
30x30 (5x5) Mosaico	10	5	0,45	8,60			
40x40 Decoro Stripes	10	3	0,48	11,00			
Listello Copriangolo 120	6,5	6	7,20 ML	0,30			
Listello Copriangolo 120	10	6	7,20 ML	0,50			
7x80 Battiscopa	10	10	8,00 ML	18,50			
7x120 Battiscopa	10	6	7,20 ML	14,00			
33x120x3 Gradone Assemblato	10	1	1,20 ML	17,00			
33x120x3 Ang. Gradone Assemblato (DX/SX)	10	1	1,20 ML	17,00			



RIVESTIMENTO / WALL:
WI Beige Decoro Floral 120x260 - WI Ruggine 120x260

PAVIMENTO / FLOOR:
WI Ruggine 120x120

PORTE ACENSORE / LIFT DOORS:
Beige



RIVESTIMENTO / WALL:
WI Silver 40x80 - WI Decoro Stripes Cold 40x40

PAVIMENTO / FLOOR:
WI Antracite 80x80 - WI Silver 80x80

ARREDO / FURNITURE:
Antracite



WI Beige 40x80 Dots



RIVESTIMENTO / WALL:
WI Beige 40x80 - WI Ruggine Dots 40x80 - WI Decoro Stripes Warm 40x40

PAVIMENTO / FLOOR:
WI Beige 80x80 - WI Ruggine 80x80

RIVESTIMENTO MOBILE BAGNO / WASHBASIN UNIT TILING:
Beige



RIVESTIMENTO / WALL:
WI Acciaio decoro Floral 120x260 - WI Silver Pentagono

PAVIMENTO / FLOOR:
WI Acciaio 120x120

ARREDO / FURNITURE:
Acciaio (cassetti mobile)



RIVESTIMENTO / WALL: WI Beige
PAVIMENTO / FLOOR: WI Beige 120x120
ARREDO / FURNITURE: WI Antracite - WI Beige

WI SILVER



P008616 **120x260** rett. □185 ○185
 SPESSORE / THICKNESS **6,5**

6 FACCE DIFFERENTI / 6 DIFFERENT PATTERNS



P008711 decoro Floral **120x260** rett. □200 ○200
 SPESSORE / THICKNESS **6,5**

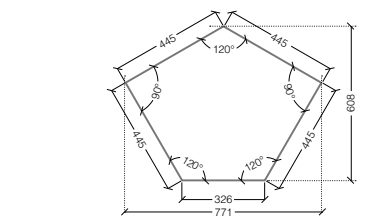
3 FACCE DIFFERENTI / 3 DIFFERENT PATTERNS



P008804 **120x120** rett. □180 ○180



P008809A **60x120** rett. □173 ○173



P008834 Pentagono
 m² / pc: 0,29712 □233 ○233
 SPESSORE / THICKNESS **6,5**



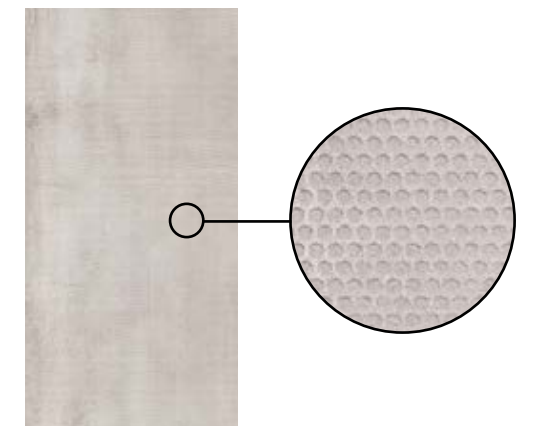
P008814 **80x80** rett. □161 ○161




P008819 **40x80** rett. □151 ○151



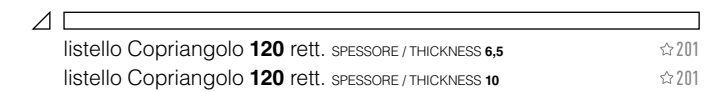
P008839 mosaico **30x30** (5x5)
 □195 ○195



P008824 decoro Dots **40x80** rett. □173 ○173



P008825 decoro Stripes Cold **40x40** rett. □189 ○189



listello Copriangolo **120** rett. SPESSORE / THICKNESS **6,5** ☆201
 listello Copriangolo **120** rett. SPESSORE / THICKNESS **10** ☆201



Battiscopa ● **7x80** rett. ▷13



Battiscopa ● **7x120** rett. ▷23



Gradone Assemblato ● **3x33x120** rett. ☆273



Ang. Gradone Assemblato ● **3x33x120** rett. (DX - SX) ☆271

● DISPONIBILE IN TUTTI I COLORI - Available in all colours - Disponible dans toutes les couleurs - In allen Farben erhältlich - Se comercializas en todos los colores

WI ACCIAIO



P008617 **120x260** rett. □185 ○185
 SPESSORE / THICKNESS **6,5**

6 FACCE DIFFERENTI / 6 DIFFERENT PATTERNS



P008707 decoro Floral **120x260** rett. □200 ○200
 SPESSORE / THICKNESS **6,5**


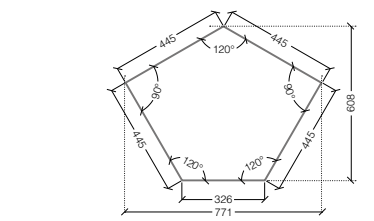
3 FACCE DIFFERENTI / 3 DIFFERENT PATTERNS



P008800 **120x120** rett. □180 ○180



P008805A **60x120** rett. □173 ○173




P008830 Pentagono
 m² / pc: 0,29712 □233 ○233
 SPESSORE / THICKNESS **6,5**



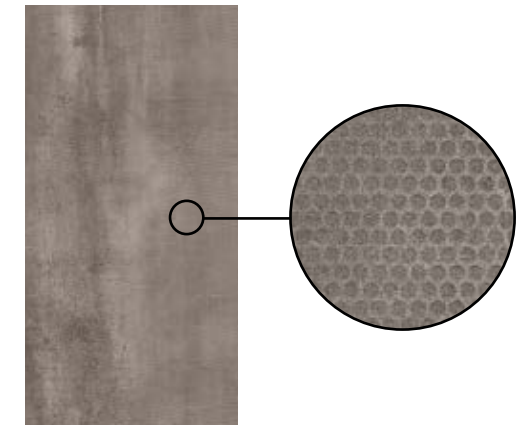
P008810 **80x80** rett. □161 ○161



P008815 **40x80** rett. □151 ○151



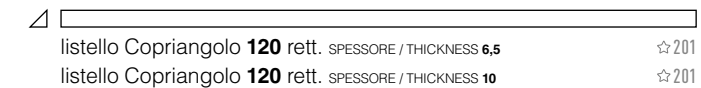
P008835 mosaico **30x30** (5x5)
 □195 ○195



P008820 decoro Dots **40x80** rett. □173 ○173



P008825 decoro Stripes Cold **40x40** rett. □189 ○189



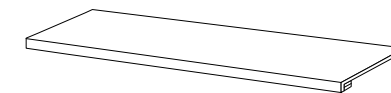
listello Copriangolo **120** rett. SPESSORE / THICKNESS **6,5** ☆201
 listello Copriangolo **120** rett. SPESSORE / THICKNESS **10** ☆201



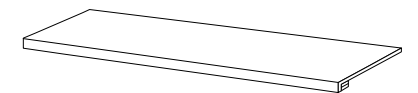
Battiscopa ● **7x80** rett. ▷13



Battiscopa ● **7x120** rett. ▷23



Gradone Assemblato ● **3x33x120** rett. ☆273



Ang. Gradone Assemblato ● **3x33x120** rett. (DX - SX) ☆271

● DISPONIBILE IN TUTTI I COLORI - Available in all colours - Disponible dans toutes les couleurs - In allen Farben erhältlich - Se comercializas en todos los colores

WI ANTRACITE



P008618 **120x260** rett. □185 ○185
 SPESSORE / THICKNESS **6,5**

6 FACCE DIFFERENTI / 6 DIFFERENT PATTERNS



P008708 decoro Floral **120x260** rett. □200 ○200
 SPESSORE / THICKNESS **6,5**


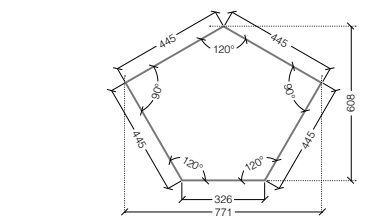
3 FACCE DIFFERENTI / 3 DIFFERENT PATTERNS



P008801 **120x120** rett. □180 ○180



P008806A **60x120** rett. □173 ○173



P008831 Pentagono
 m² / pc: 0,29712 □233 ○233


SPESSORE / THICKNESS **6,5**



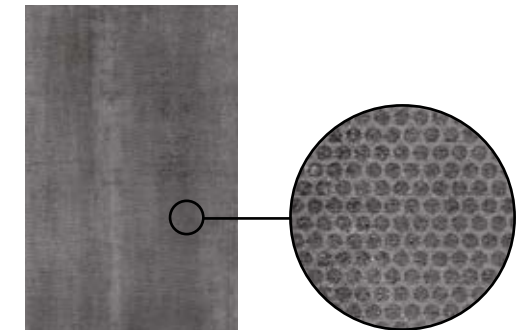
P008811 **80x80** rett. □161 ○161




P008816 **40x80** rett. □151 ○151



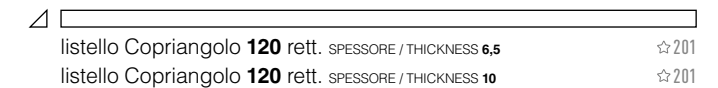
P008836 mosaico **30x30** (5x5)
 □195 ○195



P008821 decoro Dots **40x80** rett. □173 ○173



P008825 decoro Stripes Cold **40x40** rett. □189 ○189



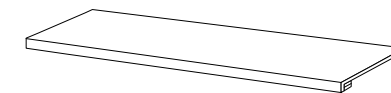
listello Copriangolo **120** rett. SPESSORE / THICKNESS **6,5** ☆201
 listello Copriangolo **120** rett. SPESSORE / THICKNESS **10** ☆201



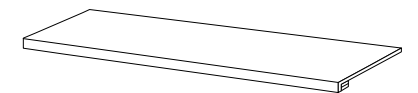
Battiscopa ● **7x80** rett. ▷13



Battiscopa ● **7x120** rett. ▷23



Gradone Assemblato ● **3x33x120** rett. ☆273



Ang. Gradone Assemblato ● **3x33x120** rett. (DX - SX) ☆271

● DISPONIBILE IN TUTTI I COLORI - Available in all colours - Disponible dans toutes les couleurs - In allen Farben erhältlich - Se comercializas en todos los colores

WI BEIGE



P008621 120x260 rett. □185 ○185

SPESORE THICKNESS 6,5

6 FACCE DIFFERENTI / 6 DIFFERENT PATTERNS



P008709 decoro Floral 120x260 rett. □200 ○200

SPESORE THICKNESS 6,5

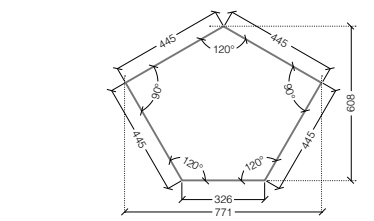
3 FACCE DIFFERENTI / 3 DIFFERENT PATTERNS



P008802 120x120 rett. □180 ○180



P008807A 60x120 rett. □173 ○173



P008832 Pentagono m² / pc: 0,29712 □233 ○233


SPESORE THICKNESS 6,5



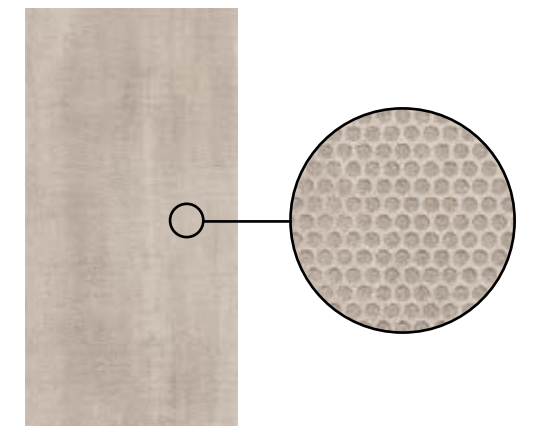
P008812 80x80 rett. □161 ○161




P008817 40x80 rett. □151 ○151



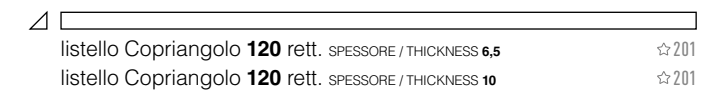
P008837 mosaico 30x30 (5x5) □195 ○195



P008822 decoro Dots 40x80 rett. □173 ○173



P008826 decoro Stripes Warm 40x40 rett. □189 ○189



listello Copriangolo 120 rett. SPESORE / THICKNESS 6,5 ☆201
listello Copriangolo 120 rett. SPESORE / THICKNESS 10 ☆201



Battiscopa ● 7x80 rett. ▷13



Battiscopa ● 7x120 rett. ▷23



Gradone Assemblato ● 3x33x120 rett. ☆273



Ang. Gradone Assemblato ● 3x33x120 rett. (DX - SX) ☆271


● DISPONIBILE IN TUTTI I COLORI - Available in all colours - Disponible dans toutes les couleurs - In allen Farben erhältlich - Se comercializas en todos los colores

WI RUGGINE



P008619 **120x260** rett. □185 ○185
 SPESSORE / THICKNESS **6,5**

6 FACCE DIFFERENTI / 6 DIFFERENT PATTERNS



P008710 decoro Floral **120x260** rett. □200 ○200
 SPESSORE / THICKNESS **6,5**

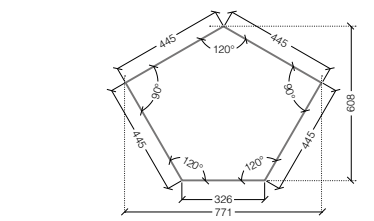
3 FACCE DIFFERENTI / 3 DIFFERENT PATTERNS



P008803 **120x120** rett. □180 ○180



P008808A **60x120** rett. □173 ○173



P008833 Pentagono
 m² / pc: 0,29712 □233 ○233


SPESSORE / THICKNESS **6,5**



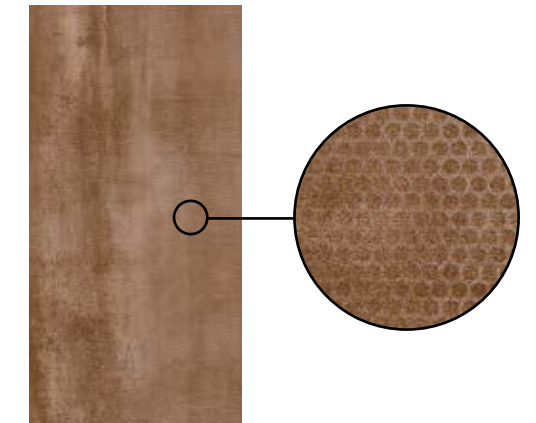
P008813 **80x80** rett. □161 ○161




P008818 **40x80** rett. □151 ○151



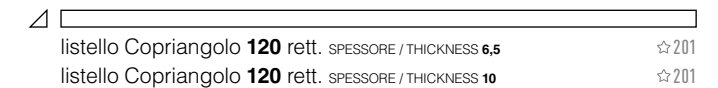
P008838 mosaico **30x30** (5x5)
 □195 ○195



P008823 decoro Dots **40x80** rett. □173 ○173



P008826 decoro Stripes Warm **40x40** rett. □189 ○189



listello Copriangolo **120** rett. SPESSORE / THICKNESS **6,5** ☆201
 listello Copriangolo **120** rett. SPESSORE / THICKNESS **10** ☆201



Battiscopa ● **7x80** rett. ▷13



Battiscopa ● **7x120** rett. ▷23



Gradone Assemblato ● **3x33x120** rett. ☆273



Ang. Gradone Assemblato ● **3x33x120** rett. (DX - SX) ☆271

● DISPONIBILE IN TUTTI I COLORI - Available in all colours - Disponible dans toutes les couleurs - In allen Farben erhältlich - Se comercializas en todos los colores

sentimento

GRES PORCELLANATO A TUTTA MASSA
WHOLE-BODY PORCELAIN STONEWARE / GRÉS CÉRAME PLEINE MASSE
VOLLMASSIGE FEINSTEINZEUG / GRES PORCELÁNICO CON COLOR EN TODA MASA




SE Grigio

SE Antracite

SE Greige

120x120
48"x48"




80x80
32"x32"



40x80
16"x32"



60x60
24"x24"




30x30
12"x12"



15x15
6"x6"



80x80
32"x32"



PESI E IMBALLI . WEIGHT AND PACKAGING . POIDS ET EMBALLAGES . GEWICHTE UND VERPACKUNGEN . PESOS Y EMBALLAJES

	SPESSORE THICKNESS	Pz x	Mq x	Kg x	x	Mq x	Kg x
120x120	10	1	1,44	35,50	34	48,06	1.207,00
80x80	10	2	1,28	28,16	40	51,20	1.126,40
40x80	10	3	0,96	22,00	28	26,88	618,00
60x60	10	4	1,44	32,50	30	43,20	975,00
30x30	10	12	1,08	24,00	40	43,20	960,00
15x15	10	48	1,08	25,00	60	64,80	1500,00
80x80	20	1	0,64	30,76	26	16,64	800,00
60x60 Decoro	10	4	1,44	32,50	30	43,20	975,00
7x60 Listello Decoro	10	6	3,60 ML	6,00			
30x60 Muretto	10	5	0,90	20,00			
30x30 (5x5) Mosaico	10	5	0,45	8,60			
7x60 Battiscopa	10	12	7,20 ML	14,00			
7x120 Battiscopa	10	6	7,20 ML	14,00			
33x120x3 Gradone Assemblato	10	2	2,40 ML	17,00			
33x33x3 Ang. Gradone Assemblato	10	2	0,66 ML	5,00			
80x80 Gradone Lineare	20	1	0,80 ML	28,26			
80x80 Gradone Angolare	20	1	0,80 ML	28,26			



PAVIMENTO / FLOOR:
SE Greige 120x120 nat. rett.



PAVIMENTO / FLOOR:
SE Grigio 80x80 nat. rett. - 40x80 nat. rett.



RIVESTIMENTO / WALL: SE Grigio 40x80 nat. rett. - SE Grigio Muretto 30x60
PAVIMENTO / FLOOR: SE Antracite 80x80 nat. rett. - SE Grigio mosaico 30x30 nat.

sentimento


SE GRIGIO



P008119 **120x120** nat. rett. □180 ○180



P008051 **80x80** nat. rett. □161 ○161
P008367 **80x80** nat. 20MM □185 ○185
P008370 **80x80** rett. 20MM □189 ○189



P008048 **40x80** nat. rett. □151 ○151



P008278 **60x60** nat. □107 ○107
P008045 **60x60** nat. rett. □147 ○147



P008894 **30x30** nat. □57 ○57




P008897 **15x15** nat. □57 ○57




P008120 decoro **60x60** rett. □179 ○179



P008130 listello decoro **7x60** rett. ☆31



P008123 mosaico **30x30** (5x5) □195 ○195



P008126 muretto **30x60** □189 ○189

SE ANTRACITE



P008117 **120x120** nat. rett. □180 ○180



P008052 **80x80** nat. rett. □161 ○161
P008368 **80x80** nat. 20MM □185 ○185
P008371 **80x80** rett. 20MM □189 ○189



P008049 **40x80** nat. rett. □151 ○151



P008279 **60x60** nat. □107 ○107
P008046 **60x60** nat. rett. □147 ○147



P008893 **30x30** nat. □57 ○57




P008896 **15x15** nat. □57 ○57




P008120 decoro **60x60** rett. □179 ○179



P008130 listello decoro **7x60** rett. ☆31



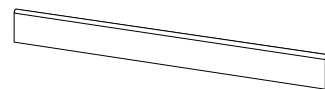
P008121 mosaico **30x30** (5x5) □195 ○195



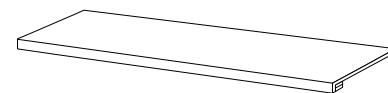
P008124 muretto **30x60** □189 ○189



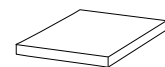
Battiscopa ● **7x60** nat. ▷12



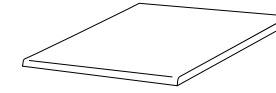
Battiscopa ● **7x120** rett. ▷23



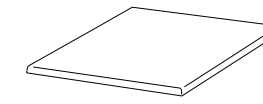
Gradone Assemblato ● **3x33x120** rett. ☆273




Ang. Gradone Assemblato ● **3x33x33** rett. ☆257



Gradone Lineare ● **80x80 20MM**
becco civetta nat. ☆260
becco civetta rett. ☆262
becco toro nat. ☆264
becco toro rett. ☆268



Gradone Angolare ● **80x80 20MM**
becco civetta nat. ☆272
becco civetta rett. ☆273
becco toro nat. ☆273
becco toro rett. ☆273



BECCO CIVETTA
BECCO TORO

● DISPONIBILE IN TUTTI I COLORI - Available in all colours - Disponible dans toutes les couleurs - In allen Farben erhältlich - Se comercializas en todos los colores

sentimento


SE GREIGE



P008118 **120x120** nat. rett. □180 ○180




P008050 **80x80** nat. rett. □161 ○161
P008366 **80x80** nat. 20MM □185 ○185
P008369 **80x80** rett. 20MM □189 ○189



P008047 **40x80** nat. rett. □151 ○151



P008277 **60x60** nat. □107 ○107
P008044 **60x60** nat. rett. □147 ○147



P008895 **30x30** nat. □57 ○57




P008898 **15x15** nat. □57 ○57




P008120 decoro **60x60** rett. □179 ○179



P008130 listello decoro **7x60** rett. ☆31



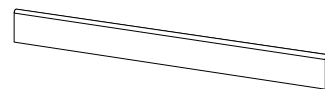
P008122 mosaico **30x30** (5x5) □195 ○195



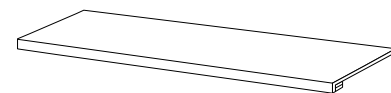
P008125 muretto **30x60** □189 ○189



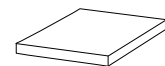
Battiscopa ● **7x60** nat. ▷12



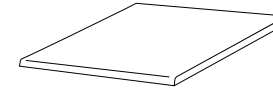
Battiscopa ● **7x120** rett. ▷23



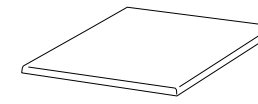
Gradone Assemblato ● **3x33x120** rett. ☆273



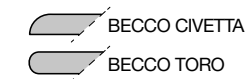
Ang. Gradone Assemblato ● **3x33x33** rett. ☆257



Gradone Lineare ● **80x80 20MM**
becco civetta nat. ☆260
becco civetta rett. ☆262
becco toro nat. ☆264
becco toro rett. ☆268



Gradone Angolare ● **80x80 20MM**
becco civetta nat. ☆272
becco civetta rett. ☆273
becco toro nat. ☆273
becco toro rett. ☆273



BECCO CIVETTA


BECCO TORO



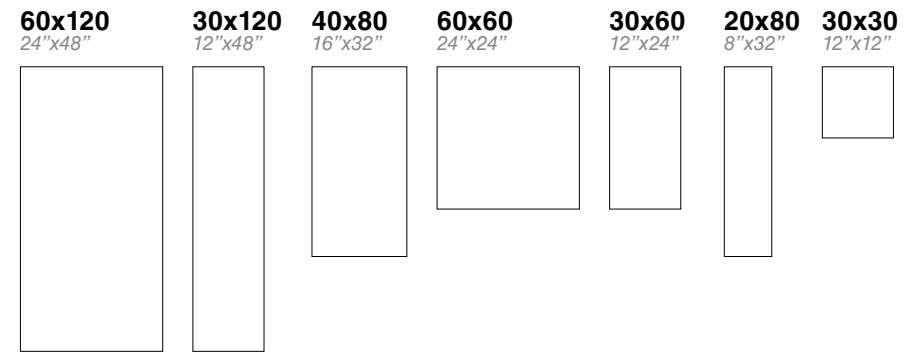
SE Antracite 120x120 nat. rett. - SE Decoro 60x60 rett.

milano city

GRES PORCELLANATO A TUTTA MASSA
WHOLE-BODY PORCELAIN STONEWARE / GRÈS CÉRAME PLEINE MASSE
VOLLMASSIGE FEINSTEINZEUG / GRES PORCELÁNICO CON COLOR EN TODA MASA



CITY Grigio CITY Antracite CITY Beige CITY Terra



60x60
24"x24"



Available only
CITY Grigio 60x60 **20MM**
CITY Antracite 60x60 **20MM**
CITY Beige 60x60 **20MM**

PESI E IMBALLI . WEIGHT AND PACKAGING . POIDS ET EMBALLAGES . GEWICHTE UND VERPACKUNGEN . PESOS Y EMBALLAJES

	SPESSORE THICKNESS	Pz x	Mq x	Kg x	x	Mq x	Kg x
60x120	10	2	1,44	34,26	34	48,96	1165,00
30x120	10	3	1,08	27,00	30	32,40	810,00
40x80	10	3	0,96	22,00	28	26,88	618,00
20x80	10	6	0,96	22,00	28	26,88	616,00
60x60	10	4	1,44	31,80	30	43,20	954,00
30x60	10	6	1,08	23,50	40	43,20	950,00
30x30	10	12	1,08	24,00	40	43,20	960,00
60x60	20	2	0,72	31,80	32	23,04	1,040,00
30x60 City Dec.	10	4	1,08	23,50	40	43,20	940,00
30x60 Muretto Mix	10	5	0,90	20,00			
30x30 (5x5) Mosaico	10	5	0,45	8,60			
30x26 Mosaico Mix	10	6	0,46	11,70			
1x80 Listello Alluminio	-	1	0,80 ML	-			
0,6x60 Listello Alluminio	-	10	6,00 ML	0,56			
7,5x60 Battiscopa	10	12	7,20 ML	12,00			
6,5x120 Battiscopa	10	6	7,20 ML	12,00			
33x60x3 Gradone Assemblato	10	4	2,40 ML	18,00			
33x33x3 Ang. Gradone Assemblato	10	2	0,66 ML	5,00			
33x120x3 Gradone Assemblato	10	2	2,40 ML	17,00			
33x120x3 Ang. Gradone Assemblato DX/SX	10	1	1,20 ML	8,50			
30x60 Gradone Lineare	20	1	0,60 ML	8,00			
60x60 Gradone Lineare	20	2	1,20 ML	31,80			
60x60 Gradone Angolare	20	2	1,20 ML	31,80			


Antracite 60x60 Nat.





RIVESTIMENTO / WALL:
City Beige 30x60 Rett. - Decoro City Beige 30x60 Rett.
Muretto Mix Beige/Terra 30x60

PAVIMENTO / FLOOR:
City Beige 30x60 Rett. - Decoro City Beige 30x60 Rett.




RIVESTIMENTO / WALL: Mosaico Mix Bianco/Terra/Beige 30x26
PAVIMENTO / FLOOR: City Terra 40x80 Nat.

CITY GRIGIO



P006816A **60x120** rett. □173 ○173




P006820 **30x120** rett. □177 ○177




P006565 **20x80** nat. rett. □171 ○171



P006526A **40x80** nat. □125 ○125
P006530 **40x80** nat. rett. □161 ○161



P006542 **30x60** nat. □87 ○87
P006546 **30x60** nat. rett. □145 ○145



P008377 **30x30** nat. □57 ○57



P006593 City Grigio Dec. □179 ○179
30x60 rett.



P006534 **60x60** nat. □109 ○109
P006538 **60x60** nat. rett. □161 ○161
P006511 **60x60** nat. 20MM □184 ○184
P009276 **60x60** rett. 20MM □189 ○189



P006566 muretto Mix Antracite/Grigio **30x60**
□200 ○200

listello Alluminio **1x80** ☆151



P006570 mosaico **30x30** (5x5)
□195 ○195

listello Alluminio **0,6x60** ☆139



P006568 mosaico Mix Bianco/Grigio/Nero **30x26**
□202 ○202

CITY ANTRACITE



P006814A **60x120** rett. □173 ○173



P006818 **30x120** rett. □177 ○177



P006543 **30x60** nat. □87 ○87
P006547 **30x60** nat. rett. □145 ○145



P008378 **30x30** nat. □57 ○57



P006535 **60x60** nat. □109 ○109
P006539 **60x60** nat. rett. □161 ○161
P006512 **60x60** nat. 20MM □184 ○184
P009275 **60x60** rett. 20MM □189 ○189



P006563 **20x80** nat. rett. □171 ○171



P006527A **40x80** nat. □125 ○125
P006531 **40x80** nat. rett. □161 ○161



P006566 muretto Mix Antracite/Grigio **30x60**
□200 ○200



P006572 mosaico **30x30** (5x5)
□195 ○195

listello Alluminio **1x80** ☆151

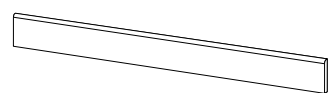
listello Alluminio **0,6x60** ☆139



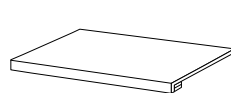
P006568 mosaico Mix Bianco/Grigio/Nero **30x26**
□202 ○202



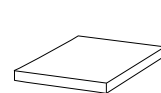
Battiscopa ● **7,5x60** nat. ▷12



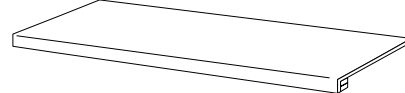
Battiscopa ● **6,5x120** rett. ▷23



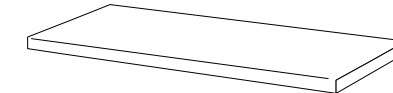
Gradone Assemblato ● **3x33x60** nat. ☆233



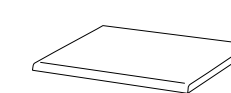
Ang. Gradone Assemblato ● **3x33x33** nat. ☆227



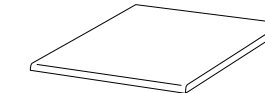
Gradone Assemblato ● **3x33x120** rett. ☆273



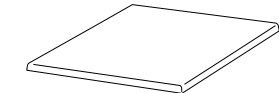
Ang. Gradone Assemblato ● **3x33x120** rett. SX (€ 265,00) ☆279
Ang. Gradone Assemblato ● **3x33x120** rett. DX (€ 265,00) ☆279




Gradone Lineare ● **30x60 20mm**
becco civetta nat. ☆203
becco civetta rett. ☆207
becco toro nat. ☆213
becco toro rett. ☆215



Gradone Lineare ● **60x60 20mm**
becco civetta nat. ☆221
becco civetta rett. ☆233
becco toro nat. ☆223
becco toro rett. ☆235



Gradone Angolare ● **60x60 20mm**
becco civetta nat. ☆252
becco civetta rett. ☆252
becco toro nat. ☆257
becco toro rett. ☆258



CITY BEIGE



P006815A **60x120** rett. □173 ○173



P006819 **30x120** rett. □177 ○177




P006562 **20x80** nat. rett. □171 ○171



P006525A **40x80** nat. □125 ○125
P006529 **40x80** nat. rett. □161 ○161



P006541 **30x60** nat. □87 ○87
P006545 **30x60** nat. rett. □145 ○145



P009240 **30x30** nat. □57 ○57



P006594 City Beige Dec. □179 ○179
30x60 rett.



P006533 **60x60** nat. □109 ○109
P006537 **60x60** nat. rett. □161 ○161
P006510 **60x60** nat. **20MM** □184 ○184
P009277 **60x60** rett. **20MM** □189 ○189



P006567 muretto Mix Beige/Terra **30x60**
□200 ○200

listello Alluminio **1x80** ☆151



P006571 mosaico **30x30** (5x5)
□195 ○195



P006569 mosaico Mix Bianco/Beige/Terra **30x26**
□202 ○202

listello Alluminio **0,6x60** ☆139

CITY TERRA



P006817A **60x120** rett. □173 ○173



P006821 **30x120** rett. □177 ○177



P006564 **20x80** nat. rett. □171 ○171



P006528A **40x80** nat. □125 ○125
P006532A **40x80** nat. rett. □161 ○161



P006544 **30x60** nat. □87 ○87
P006548 **30x60** nat. rett. □145 ○145



P009351 **30x30** nat. □57 ○57



P006567 muretto Mix Beige/Terra **30x60**
□200 ○200



P006573 mosaico **30x30** (5x5)
□195 ○195



P006569 mosaico Mix Bianco/Beige/Terra **30x26**
□202 ○202

listello Alluminio **1x80** ☆151

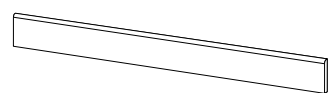
listello Alluminio **0,6x60** ☆139



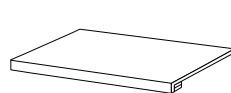
P006536 **60x60** nat. □109 ○109
P006540 **60x60** nat. rett. □161 ○161



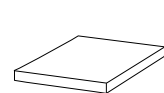
Battiscopa ● **7,5x60** nat. ▷12



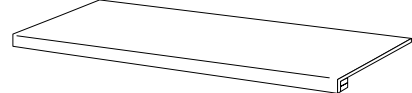
Battiscopa ● **6,5x120** rett. ▷23



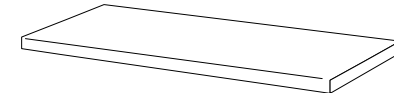
Gradone Assemblato ● **3x33x60** nat. ☆233



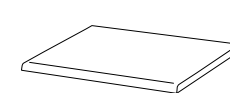
Ang. Gradone Assemblato ● **3x33x33** nat. ☆227



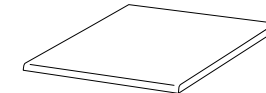
Gradone Assemblato ● **3x33x120** rett. ☆273



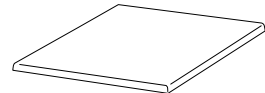
Ang. Gradone Assemblato ● **3x33x120** rett. SX (€ 265,00) ☆279
Ang. Gradone Assemblato ● **3x33x120** rett. DX (€ 265,00) ☆279




Gradone Lineare ● **30x60 20MM**
becco civetta nat. ☆203
becco civetta rett. ☆207
becco toro nat. ☆213
becco toro rett. ☆215



Gradone Lineare ● **60x60 20MM**
becco civetta nat. ☆221
becco civetta rett. ☆233
becco toro nat. ☆223
becco toro rett. ☆235



Gradone Angolare ● **60x60 20MM**
becco civetta nat. ☆252
becco civetta rett. ☆252
becco toro nat. ☆257
becco toro rett. ☆258



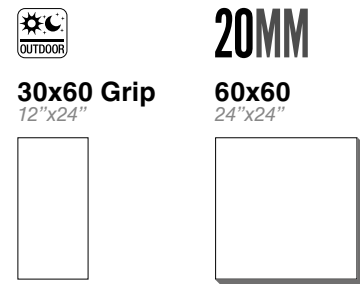
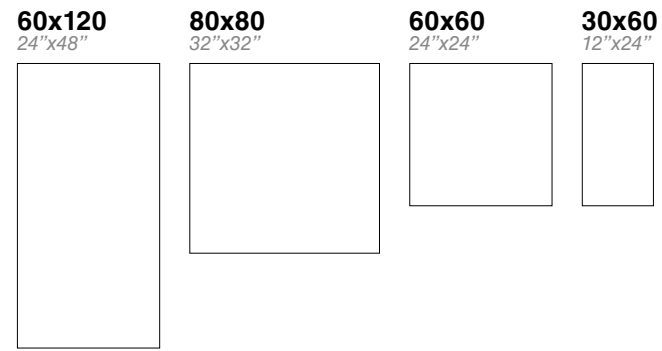
freespace

GRES PORCELLANATO A TUTTA MASSA
WHOLE-BODY PORCELAIN STONEWARE / GRÉS CÉRAME PLEINE MASSE
VOLLMASSIGE FEINSTEINZEUG / GRES PORCELÁNICO CON COLOR EN TODA MASA

SHADE SPECTRUM Moderate
8,5 mm thickness
GRIP R10 B R11 C
D.C.O.F. $\geq 0,42$
B.C.R.A. DRY $\geq 0,40$
20 mm thickness
R11 C
D.C.O.F. $\geq 0,42$
B.C.R.A. DRY $\geq 0,40$



FS White FS Grey FS Dark Grey FS Black FS Beige



PESI E IMBALLI . WEIGHT AND PACKAGING . POIDS ET EMBALLAGES . GEWICHTE UND VERPACKUNGEN . PESOS Y EMBALLAJES

	SPESORE THICKNESS	Pz x	Mq x	Kg x	x	Mq x	Kg x
60x120	8,5	2	1,44	32,95	34	48,96	1120,00
80x80	8,5	2	1,28	27,10	44	56,32	1192,00
60x60	8,5	5	1,80	33,75	32	57,60	1100,00
30x60	8,5	7	1,26	23,60	40	50,40	964,00
60x60	20	2	0,72	31,80	32	23,04	1140,00
30x60 Decoro	8,5	7	1,26	23,60			
30x60 Muretto	8,5	5	0,90	25,50			
30x30 Mosaico	8,5	5	0,45	7,00			
7,5x60 Battiscopa	8,5	12	7,20 ML	10,00			
7x80 Battiscopa	8,5	10	8,00 ML	15,00			
33x120x3 Gradone Assemblato	8,5	2	2,40 ML	11,00			
33x120x3 Ang. Gradone Assemblato	8,5	1	1,20 ML	5,50			
30x60 Gradone Lineare	20	1	0,60 ML	8,00			
60x60 Gradone Lineare	20	2	1,20 ML	31,80			
60x60 Gradone Angolare	20	2	1,20 ML	31,80			



RIVESTIMENTO / WALL:
FS White Decoro 30x60 rett.

PAVIMENTO/ FLOOR
FS Grey 80x80 rett.



RIVESTIMENTO / WALL:
FS Black 60x120 rett.
FS Black muretto 30x60
FS Dark Grey 60x120 rett.

PAVIMENTO/ FLOOR:
FS Dark Grey 60x120 rett.
FS Dark Grey 30x60 grip



RIVESTIMENTO / WALL:
FS Black 60x120 rett.
FS Dark Grey 60x120 rett.

PAVIMENTO/ FLOOR
FS Dark Grey 60x120 rett.



RIVESTIMENTO / WALL:
Collection KOMI KM Beige 16,5x100 nat.

PAVIMENTO/ FLOOR:
FS Beige 30x60 grip

FS WHITE



P009017A **60x120** rett. □153 ○153



P009135 **80x80** rett. □153 ○153



P009021 **60x60** rett. □107 ○107




P009000 **30x60** nat. □57 ○57
P009005 **30x60** rett. □85 ○85
P009010 **30x60** grip □67 ○67



P009140 decoro **30x60** rett. □109 ○109



P009026 mosaico **30x30** (5x5) □195 ○195



P009031 muretto **30x60** □191 ○191

FS GREY



P009016A **60x120** rett. □153 ○153



P009134 **80x80** rett. □153 ○153




P009020 **60x60** rett. □107 ○107




P008999 **30x60** nat. □57 ○57
P009004 **30x60** rett. □85 ○85
P009009 **30x60** grip □67 ○67



P009139 decoro **30x60** rett. □109 ○109



P009025 mosaico **30x30** (5x5) □195 ○195



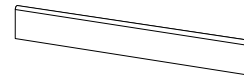
P009030 muretto **30x60** □191 ○191



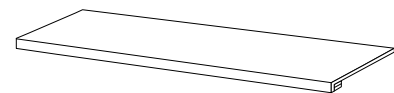
P009222 **60x60** nat. 20MM □177 ○177
P009223 **60x60** rett. 20MM □180 ○180



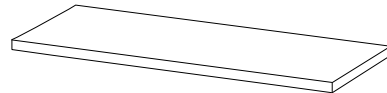
Battiscopa ●
7,5x60 nat.
▷12



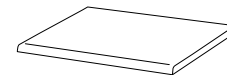
Battiscopa ●
7x80 rett.
▷13



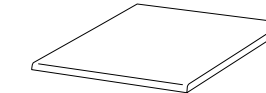
Gradone Assemblato ●
3x33x120 rett.
☆273



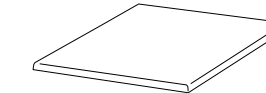
Ang. Gradone Assemblato ●
3x33x120 rett. SX / DX
☆275



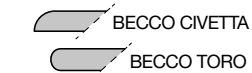
Gradone Lineare ◆
30x60 20MM
becco civetta nat. ☆203
becco civetta rett. ☆207
becco toro nat. ☆213
becco toro rett. ☆215



Gradone Lineare ◆
60x60 20MM
becco civetta nat. ☆221
becco civetta rett. ☆233
becco toro nat. ☆223
becco toro rett. ☆235



Gradone Angolare ◆
60x60 20MM
becco civetta nat. ☆252
becco civetta rett. ☆252
becco toro nat. ☆257
becco toro rett. ☆258



BECCO CIVETTA

BECCO TORO

MODULAR SYSTEM 20MM Pag. 298
PALLET MODULARE A 88 PEZZI.
Pallet modular packaging 88 pcs.
Emballage palette 88 pcs.
Palette Verpackung 88 stck.
Embalaje palet modular con 88 piezas.
□185

28 Pz. 60x60
30 Pz. 30x60
30 Pz. 30x30



FS DARK GREY



P009015A 60x120 rectt. □153 ○153



P009133 80x80 rectt. □153 ○153



P009019 60x60 rectt. □107 ○107




P008998 30x60 nat. □57 ○57
P009003 30x60 rectt. □85 ○85
P009008 30x60 grip □67 ○67




P009138 decoro 30x60 rectt. □109 ○109



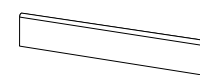
P009205 60x60 nat. 20MM □177 ○177
P009206 60x60 rectt. 20MM □180 ○180



P009024 mosaico 30x30 (5x5) □195 ○195



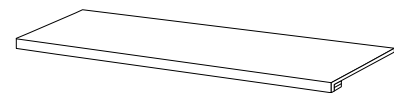
P009029 muretto 30x60 □191 ○191



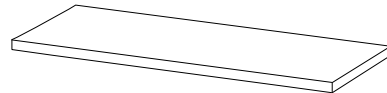
Battiscopa ●
7,5x60 nat.
▷12



Battiscopa ●
7x80 rectt.
▷13



Gradone Assemblato ●
3x33x120 rectt.
☆273



Ang. Gradone Assemblato ●
3x33x120 rectt. SX / DX
☆275

● DISPONIBILE IN TUTTI I COLORI - Available in all colours - Disponible dans toutes les couleurs - In allen Farben erhältlich - Se comercializas en todos los colores

FS BLACK



P009014A 60x120 rectt. □153 ○153



P009132 80x80 rectt. □153 ○153




P009012 60x60 rectt. □107 ○107




P008997 30x60 nat. □57 ○57
P009002 30x60 rectt. □85 ○85
P009007 30x60 grip □67 ○67



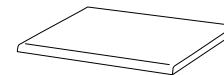
P009137 decoro 30x60 rectt. □109 ○109



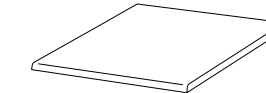
P009023 mosaico 30x30 (5x5) □195 ○195



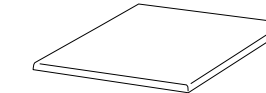
P009028 muretto 30x60 □191 ○191



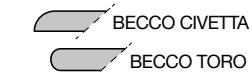
Gradone Lineare ◆
30x60 20MM
becco civetta nat. ☆203
becco civetta rectt. ☆207
becco toro nat. ☆213
becco toro rectt. ☆215



Gradone Lineare ◆
60x60 20MM
becco civetta nat. ☆221
becco civetta rectt. ☆233
becco toro nat. ☆223
becco toro rectt. ☆235



Gradone Angolare ◆
60x60 20MM
becco civetta nat. ☆252
becco civetta rectt. ☆252
becco toro nat. ☆257
becco toro rectt. ☆258



BECCO CIVETTA

BECCO TORO

MODULAR SYSTEM 20MM Pag. 298
PALLET MODULARE A 88 PEZZI.
Pallet modular packaging 88 pcs.
Emballage palette 88 pcs.
Palette Verpackung 88 stck.
Embalaje palet modular con 88 piezas.
□185

28 Pz. 60x60
30 Pz. 30x60
30 Pz. 30x30



◆ DISPONIBILE NEI COLORI: - Available only in: GREY, DARK GREY, BEIGE

FS BEIGE



P009018A 60x120 rett. □153 ○153



P009136 80x80 rett. □153 ○153



P009022 60x60 rett. □107 ○107




P009001 30x60 nat. □57 ○57
P009006 30x60 rett. □85 ○85
P009011 30x60 grip □67 ○67




P009141 decoro 30x60 rett. □109 ○109



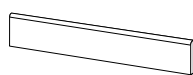
P009188 60x60 nat. 20MM □177 ○177
P009189 60x60 rett. 20MM □180 ○180



P009027 mosaico 30x30 (5x5) □195 ○195



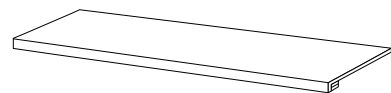
P009032 muretto 30x60 □191 ○191



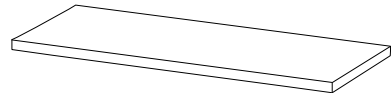
Battiscopa ●
75x60 nat.
▷12



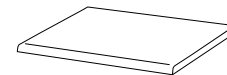
Battiscopa ●
7x80 rett.
▷13



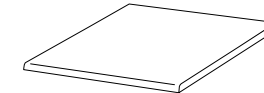
Gradone Assemblato ●
3x33x120 rett.
☆273



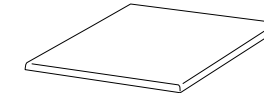
Ang. Gradone Assemblato ●
3x33x120 rett. SX / DX
☆275



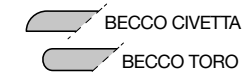
Gradone Lineare ◆
30x60 20MM
becco civetta nat. ☆203
becco civetta rett. ☆207
becco toro nat. ☆213
becco toro rett. ☆215



Gradone Lineare ◆
60x60 20MM
becco civetta nat. ☆221
becco civetta rett. ☆233
becco toro nat. ☆223
becco toro rett. ☆235



Gradone Angolare ◆
60x60 20MM
becco civetta nat. ☆252
becco civetta rett. ☆252
becco toro nat. ☆257
becco toro rett. ☆258



MODULAR SYSTEM 20MM Pag. 298
PALLET MODULARE A 88 PEZZI.
Pallet modular packaging 88 pcs.
Emballage palette 88 pcs.
Palette Verpackung 88 stck.
Embalaje palet modular con 88 piezas.
□185

28 Pz. 60x60
30 Pz. 30x60
30 Pz. 30x30

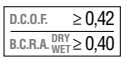
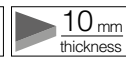
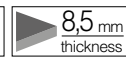
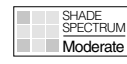


RIVESTIMENTO / WALL:
AK Miele 20x120 rett. - AK Miele 20x180 rett.

PAVIMENTO / FLOOR:
FS White 60x60 rett.

shade

GRES PORCELLANATO A TUTTA MASSA
WHOLE-BODY PORCELAIN STONEWARE / GRÉS CÉRAME PLEINE MASSE
VOLLMASSIGE FEINSTEINZEUG / GRES PORCELÁNICO CON COLOR EN TODA MASA




SH Ghiaccio

SH Notte

SH Sabbia


80x80
32"x32"



40x80
16"x32"



60x60
24"x24"



30x60
12"x24"



30x30
12"x12"



30x60 Grip
12"x24"



30x30 Grip
12"x12"




20MM

80x80
32"x32"



40x80
16"x32"



PESI E IMBALLI . WEIGHT AND PACKAGING . POIDS ET EMBALLAGES . GEWICHTE UND VERPACKUNGEN . PESOS Y EMBALLAJES

	SPESSORE THICKNESS	Pz x	Mq x	Kg x	x	Mq x	Kg x
80x80	10	2	1,28	28,16	40	51,20	1.126,40
40x80	10	3	0,96	22,00	28	26,88	618,00
60x60	10	4	1,44	31,80	30	43,20	954,00
30x60	10	6	1,08	23,50	40	43,20	940,00
30x30	8,5	15	1,35	25,00	40	54,00	1.000,00
80x80	20	1	0,64	30,76	26	16,64	800,00
40x80	20	2	0,64	30,00	24	15,36	720,00
30x30 carpet	10	12	1,08	24,00	40	43,20	980,00
40x80 Decorato mix	10	3	0,96	22,00	28	26,88	616,00
30x60 Muretto	10	5	0,90	20,00			
30x30 Esagona 10	10	5	0,43	8,60			
30x30 Esagona CARPET	10	5	0,43	8,60			
7,5x60 Battiscopa	10	12	7,20 ML	14,00			
7,5x80 Battiscopa	10	10	8,00 ML	18,50			
33x60x3 Gradone Assemblato	10	4	2,40 ML	18,00			
33x33x3 Ang. Gradone Assemblato	10	2	0,66 ML	5,00			
40x80 Gradone Lineare	20	2	1,60 ML	30,76			
80x80 Gradone Lineare	20	1	0,80 ML	15,40			
40x40 Gradone Angolare	20	2	0,80 ML	14,00			
80x80 Gradone Angolare	20	1	0,80 ML	28,26			



INDOOR: SH Ghiaccio 80x80 rett.

OUTDOOR: SH Ghiaccio 40x80 nat. 20MM



RIVESTIMENTO / WALL:
SH Notte 40x80 decorato mix rett.

PAVIMENTO / FLOOR:
SH Notte 80x80 rett. - SH Notte 40x80 nat. 20MM



RIVESTIMENTO / WALL: SH Ghiaccio esagona Carpet
PAVIMENTO / FLOOR: SH Ghiaccio 40x80 nat. - SH Carpet 30 nat.

SH GHIACCIO



60x60 nat.



P006674 60x60 nat. □107 ○107



P006670 30x60 nat. □85 ○85
P006942 30x60 grip □97 ○97




P006666 30x30 nat. □64 ○64
P006938 30x30 grip □67 ○67

SPESSORE
THICKNESS
8,5



P006688 40x80 nat. □125 ○125
P006865 40x80 nat. rett. □161 ○161



P006832 40x80 nat. 20MM □184 ○184
P006835 40x80 rett. 20MM □189 ○189



P006868 decorato mix 40x80 rett. □179 ○179



P006830 80x80 rett. □175 ○175



P007626 80x80 nat. 20MM □185 ○185
P007629 80x80 rett. 20MM □189 ○189



P006728 muretto 30x60 □200 ○200



P006724 esagona 10 30x30 nat. □202 ○202



P006904 esagona CARPET 30x30 nat. □230 ○230

SH NOTTE



60x60 nat.



P006675 60x60 nat. □107 ○107



P006671 30x60 nat. □85 ○85
P006943 30x60 grip □97 ○97



P006667 30x30 nat. □64 ○64
P006939 30x30 grip □67 ○67

SPESSORE
THICKNESS
8,5



P006689 40x80 nat. □125 ○125
P006862 40x80 nat. rett. □161 ○161



P006833 40x80 nat. 20MM □184 ○184
P006836 40x80 rett. 20MM □189 ○189



P006869 decorato mix 40x80 rett. □179 ○179



P006831 80x80 rett. □175 ○175



P007625 80x80 nat. 20MM □185 ○185
P007628 80x80 rett. 20MM □189 ○189



P006729 muretto 30x60 □200 ○200



P006725 esagona 10 30x30 nat. □202 ○202



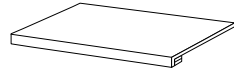
P006905 esagona CARPET 30x30 nat. □230 ○230



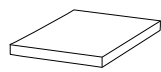
Battiscopa ●
7,5x60 nat.
▷12



Battiscopa ●
7,5x80 rett.
▷13



Gradone Assemblato ●
3x33x60 nat.
☆233

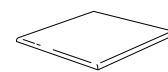


Ang. Gradone Assemblato ●
3x33x33 nat.
☆227

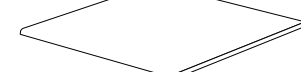
● DISPONIBILE IN TUTTI I COLORI - Available in all colours - Disponible dans toutes les couleurs - In allen Farben erhältlich - Se comercializas en todos los colores



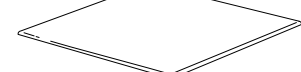
Gradone Lineare ●
40x80 20MM
becco civetta nat. ☆233
becco civetta rett. ☆243
becco toro nat. ☆243
becco toro rett. ☆251



Gradone Angolare ●
40x40 20MM
becco civetta nat. ☆221
becco civetta rett. ☆225
becco toro nat. ☆235
becco toro rett. ☆239



Gradone Lineare ●
80x80 20MM
becco civetta nat. ☆260
becco civetta rett. ☆262
becco toro nat. ☆264
becco toro rett. ☆268



Gradone Angolare ●
80x80 20MM
becco civetta nat. ☆272
becco civetta rett. ☆273
becco toro nat. ☆273
becco toro rett. ☆273

MODULAR SYSTEM 20MM Pag. 298

PALLET MODULARE A 44 PEZZI.
Pallet modular packaging 44 pcs.
Emballage palette 44 pcs.
Palette Verpackung 44 stck.
Embalaje palet modular con 44 piezas.
□195

14 Pz. 80x80
15 Pz. 40x80
15 Pz. 40x40




SH SABBIA



60x60 nat.



P006676 60x60 nat. □107 ○107



P006672 30x60 nat. □85 ○85
P006944 30x60 grip □97 ○97



P006668 30x30 nat. □64 ○64
P006940 30x30 grip □67 ○67

SPESSORE
THICKNESS
8,5



P006920 SH CARPET 30 nat. □141 ○141



SH Carpet 30 nat. - SH Sabbia 30x60 nat.



P006690 40x80 nat. □125 ○125
P006863 40x80 nat. rett. □161 ○161



P007425 40x80 nat. 20MM □184 ○184
P007426 40x80 rett. 20MM □189 ○189



P006867 decorato mix 40x80 rett. □179 ○179



P007627 80x80 nat. 20MM □185 ○185
P007630 80x80 rett. 20MM □189 ○189



P006730 muretto 30x60 □200 ○200



P006726 esagona 10 30x30 nat. □202 ○202



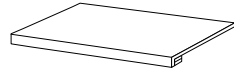
P006906 esagona CARPET 30x30 nat. □230 ○230



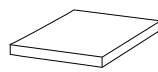
Battiscopa ● 7,5x60 nat. ▷12



Battiscopa ● 7,5x80 rett. ▷13



Gradone Assemblato ● 3x33x60 nat. ☆233

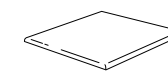


Ang. Gradone Assemblato ● 3x33x33 nat. ☆227

● DISPONIBILE IN TUTTI I COLORI - Available in all colours - Disponible dans toutes les couleurs - In allen Farben erhältlich - Se comercializas en todos los colores



Gradone Lineare ● 40x80 20MM
becco civetta nat. ☆233
becco civetta rett. ☆243
becco toro nat. ☆243
becco toro rett. ☆251



Gradone Angolare ● 40x40 20MM
becco civetta nat. ☆221
becco civetta rett. ☆225
becco toro nat. ☆235
becco toro rett. ☆239



Gradone Lineare ● 80x80 20MM
becco civetta nat. ☆260
becco civetta rett. ☆262
becco toro nat. ☆264
becco toro rett. ☆268



Gradone Angolare ● 80x80 20MM
becco civetta nat. ☆272
becco civetta rett. ☆273
becco toro nat. ☆273
becco toro rett. ☆273

MODULAR SYSTEM 20MM Pag. 298

PALLET MODULARE A 44 PEZZI.
Pallet modular packaging 44 pcs.
Emballage palette 44 pcs.
Palette Verpackung 44 stck.
Embalaje palet modular con 44 piezas.
□195

14 Pz. 80x80
15 Pz. 40x80
15 Pz. 40x40



vanguard

GRES PORCELLANATO A TUTTA MASSA
WHOLE-BODY PORCELAIN STONEWARE / GRÉS CÉRAME PLEINE MASSE
VOLLMASSIGE FEINSTEINZEUG / GRES PORCELÁNICO CON COLOR EN TODA MASA




VA Light


VA Rust

VA Smoke


60x120
24"x48"




80x80
32"x32"




40x80
16"x32"



30x60
12"x24"



80x80
32"x32"



PESI E IMBALLI . WEIGHT AND PACKAGING . POIDS ET EMBALLAGES . GEWICHTE UND VERPACKUNGEN . PESOS Y EMBALLAJES

	SPESORE THICKNESS	Pz x	Mq x	Kg x	x	Mq x	Kg x
60x120	10	2	1,44	34,26	34	48,96	1165,00
80x80	10	2	1,28	28,16	40	51,20	764,40
40x80	10	3	0,96	22,00	28	26,88	618,00
30x60	8,5	7	1,26	23,60	40	50,40	944,00
80x80	20	1	0,64	30,76	26	16,64	800,00
40x80 Decoro	10	3	0,96	22,00	28	26,88	618
30x60 Muretto	10	5	0,90	20,00			
36,2x36,2 Pentagono	10	5	0,65	15,50			
30x30 Mosaico	10	5	0,45	8,60			
7,5x60 Battiscopa	10	12	7,20 ML	14,00			
7x80 Battiscopa	10	10	8,00 ML	18,50			
33x120x3 Gradone Assemblato	10	1	1,20 ML	8,50			
33x120x3 Ang. Gradone Assemblato (DX/SX)	10	1	1,20 ML	8,50			
80x80 Gradone Lineare	20	1	0,80 ML	30,76			
80x80 Gradone Angolare	20	1	0,80 ML	30,76			

RIVESTIMENTO / WALL:
VA Rust Muretto 30x60 - VA Light Pentagono 36,2x36,2

PAVIMENTO / FLOOR:
VA Rust 80x80





INDOOR: VA Light 60x120 rett.

OUTDOOR: VA Light 80x80 nat. 20MM



RIVESTIMENTO / WALL: VA Light Mosaico 30x30 - VA Light 40x80 rett.
PAVIMENTO / FLOOR: VA Smoke 40x80 rett.

VA LIGHT



P007886A 60x120 rett. □173 ○173



P007889 80x80 nat. rett. □161 ○161
P007980 80x80 nat. 20MM □185 ○185
P007983 80x80 rett. 20MM □189 ○189



P007892 40x80 rett. □151 ○151



P007895 30x60 nat. □57 ○57
P007898 30x60 rett. □87 ○87

SPESSORE
THICKNESS
8,5



P007901 decoro 40x80 rett. □179 ○179



P007942 muretto 30x60 □195 ○195



P007989 mosaico 30x30 □230 ○230



P007950 pentagono 36,2x36,2 rett. □233 ○233

VA RUST



P007887A 60x120 rett. □173 ○173



P007890 80x80 nat. rett. □161 ○161
P007979 80x80 nat. 20MM □185 ○185
P007982 80x80 rett. 20MM □189 ○189



P007893 40x80 rett. □151 ○151



P007896 30x60 nat. □57 ○57
P007899 30x60 rett. □87 ○87

SPESSORE
THICKNESS
8,5



P007902 decoro 40x80 rett. □179 ○179



P007943 muretto 30x60 □195 ○195



P007940 mosaico 30x30 □230 ○230



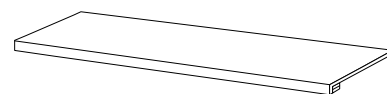
P007951 pentagono 36,2x36,2 rett. □233 ○233



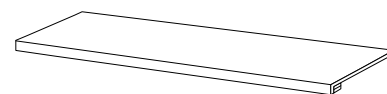
Battiscopa ●
7,5x60 nat.
▷12



Battiscopa ●
7x80 rett.
▷13

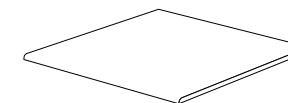


Gradone Assemblato ●
3x33x120 rett.
☆273

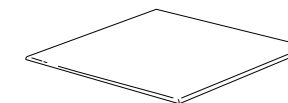


Ang. Gradone Assemblato ●
3x33x120 rett. (DX - SX)
☆279

● DISPONIBILE IN TUTTI I COLORI - Available in all colours - Disponible dans toutes les couleurs - In allen Farben erhältlich - Se comercializa en todos los colores



Gradone Lineare ●
80x80 20MM
becco civetta nat. ☆260
becco civetta rett. ☆262
becco toro nat. ☆264
becco toro rett. ☆268



Gradone Angolare ●
80x80 20MM
becco civetta nat. ☆272
becco civetta rett. ☆273
becco toro nat. ☆273
becco toro rett. ☆273

MODULAR SYSTEM 20MM Pag. 298
PALLET MODULARE A 44 PEZZI.
Pallet modular packaging 44 pcs.
Emballage palette 44 pcs.
Palette Verpackung 44 stck.
Embalaje palet modular con 44 piezas.
□195

14 Pz. 80x80
15 Pz. 40x80
15 Pz. 40x40



VA SMOKE



P007888A 60x120 rett. □173 ○173



P007891 80x80 nat. rett. □161 ○161
P007981 80x80 nat. 20MM □185 ○185
P007984 80x80 rett. 20MM □189 ○189



P007894 40x80 rett. □151 ○151



P007897 30x60 nat. □57 ○57
P007900 30x60 rett. □87 ○87

SPESORE
THICKNESS
8,5



P007903 decoro 40x80 rett. □179 ○179



P007944 muretto 30x60 □195 ○195



P007941 mosaico 30x30 □230 ○230



P007952 pentagono 36,2x36,2 rett. □233 ○233



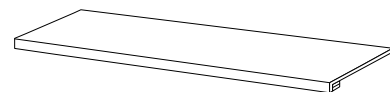
VA Smoke 80x80 rett.



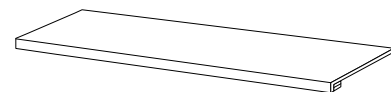
Battiscopa ●
7,5x60 nat.
▷12



Battiscopa ●
7x80 rett.
▷13

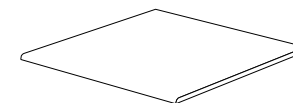


Gradone Assemblato ●
3x33x120 rett.
☆273

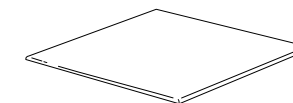


Ang. Gradone Assemblato ●
3x33x120 rett. (DX - SX)
☆279

● DISPONIBILE IN TUTTI I COLORI - Available in all colours - Disponible dans toutes les couleurs - In allen Farben erhältlich - Se comercializas en todos los colores



Gradone Lineare ●
80x80 20MM
becco civetta nat. ☆260
becco civetta rett. ☆262
becco toro nat. ☆264
becco toro rett. ☆268



Gradone Angolare ●
80x80 20MM
becco civetta nat. ☆272
becco civetta rett. ☆273
becco toro nat. ☆273
becco toro rett. ☆273

MODULAR SYSTEM 20MM Pag. 298
PALLET MODULARE A 44 PEZZI.
Pallet modular packaging 44 pcs.
Emballage palette 44 pcs.
Palette Verpackung 44 stck.
Embalaje palet modular con 44 piezas.
□195

14 Pz. 80x80
15 Pz. 40x80
15 Pz. 40x40




decorativa

GRES PORCELLANATO SMALTATO
GLAZED PORCELAIN STONEWARE / LE GRÈS CÉRAME ÉMAILLÉ
DAS GLASIERTE FEINSTEINZEUG / EL GRES PORCELÁNICO ESMALTADO

SHADE SPECTRUM High 8,5 mm thickness



DEC White



DEC 1 DEC 2 DEC 3 DEC 4



DEC 5 DEC 6 DEC 7 DEC 8

20x20
8"x8"



PESI E IMBALLI . WEIGHT AND PACKAGING . POIDS ET EMBALLAGES . GEWICHTE UND VERPACKUNGEN . PESOS Y EMBALLAJES

	SPESORE THICKNESS	Pz x	Mq x	Kg x	x	Mq x	Kg x
20x20	8,5	29	1,16	22,13	45	52,20	1.016,00

RIVESTIMENTO / WALL:
DEC 3 20x20 nat.

PAVIMENTO / FLOOR:
DEC 7 20x20 nat. - AX Ivory 20x120 rett.





RIVESTIMENTO / WALL:
DEC 8 20x20 nat.

PAVIMENTO / FLOOR:
DEC 6 20x20 nat.



RIVESTIMENTO / WALL: DEC 2 20x20 nat. - DEC 4 20x20 nat. - DEC White 20x20 nat.
PAVIMENTO / FLOOR: AX Beige 20x120 rett.

decorativa

DEC WHITE



S006935 20x20 nat.
□69 ○69

DEC 1




S006936 20x20 nat.
□141 ○141

DEC 2



S006937 20x20 nat.
□141 ○141

DEC 3



S006938 20x20 nat.
□141 ○141

DEC 4



S006939 20x20 nat.
□141 ○141

DEC 5



S006940 20x20 nat.
□141 ○141

DEC 6



S006941 20x20 nat.
□141 ○141

DEC 7



S006942 20x20 nat.
□141 ○141

DEC 8



S006943 20x20 nat.
□141 ○141



RIVESTIMENTO / WALL: DEC (Random) 20x20 nat.
PAVIMENTO / FLOOR: SE Greige 120x120 rett.

Tutto il sapore di essenze naturali e fuori dal tempo, reinterpretato con un accento sintonizzato sulle nuove esigenze progettuali. Dai legni che si distinguono per un look autenticamente caldo, alle varianti oggetto di particolari trattamenti, l'ispirazione per collezioni che danno nuovo respiro al design, coniugando stile ed eccellenti qualità tecniche.

All the timeless atmosphere of natural wood, reinterpreted in line with new design needs. Collections that give new life to design solutions, by combining style and excellent technical qualities, inspired by wood with authentic and distinguishing warm features and by variations achieved with special treatments.

Tout le style des essences naturelles et hors du temps, réinterprété avec un accent syntonisé sur les nouvelles exigences conceptuelles. Des bois qui se distinguent par un look authentiquement chaud, aux variantes soumises à un traitement particulier, l'inspiration pour les collections donnent un nouveau souffle au design, en conjuguant le style et d'excellentes qualités techniques.

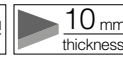
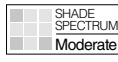
Der gesamte Geschmack von natürlichen und zeitlosen Essenzen, neu interpretiert mit einem auf die neuen Entwurfserfordernisse abgestimmten Akzent. Von Hölzern, die sich durch einen authentischen warmen Look unterscheiden, bis zu Varianten, die Gegenstand besonderer Behandlungen sind, die Anregung für Kollektionen, die dem Design neuen Atem verleihen, indem sie Stil und herausragende technische Eigenschaften miteinander verbinden.

Todo el gusto de esencias naturales y atemporales, reinterpretado y sintonizado sobre los nuevos requerimientos proyectuales. Desde maderas que se distinguen por un tono auténticamente cálido a variantes objeto de particulares tratamientos, representan la inspiración para colecciones que otorgan nuevo ímpetu al diseño, conjugando estilo y excelentes cualidades técnicas.



wooden look

GRES PORCELLANATO SMALTATO
GLAZED PORCELAIN STONEWARE / LE GRÈS CÉRAME ÉMAILLÉ
DAS GLASIERTE FEINSTEINZEUG / EL GRES PORCELÁNICO ESMALTADO




AK Miele

AK Mogano

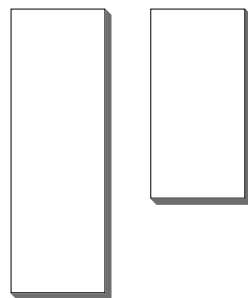
AK Tortora

26,5x180 10³/₈"x71"
20x180 8"x71"
20x120 8"x48"



20MM

40x120 16"x48"
40x80 16"x32"



PESI E IMBALLI . WEIGHT AND PACKAGING . POIDS ET EMBALLAGES . GEWICHTE UND VERPACKUNGEN . PESOS Y EMBALLAJES

	SPESORE THICKNESS	Pz x	Mq x	Kg x	x	Mq x	Kg x
26,5x180	10	2	0,954	20,60	60	57,24	1270,00
20x180	10	3	1,08	23,16	48	51,84	1147,00
20x120	10	4	0,96	23,12	48	46,08	1110,00
40x120	20	1	0,48	23,50	54	25,92	1290,00
40x80	20	2	0,64	28,30	24	15,36	685,00
20x60 Muretto	10	5	0,60	12,85			
6,5x90 Battiscopa	10	10	9,00 ML	17,10			
6,5x120 Battiscopa	10	6	7,20 ML	14,00			
20x120x3 Gradone Assemblato	10	2	2,40 ML	33,80			
40x120 Gradone Lineare	20	1	1,20 ML	23,50			
40x80 Gradone Lineare	20	2	1,60 ML	28,30			

RIVESTIMENTO / WALL:
AK Tortora Muretto 20x60 rett.

PAVIMENTO / FLOOR:
AK Tortora 26,5x180 rett. - 20x180 rett.





RIVESTIMENTO / WALL:
CITY Antracite 60x120 rett.

PAVIMENTO / FLOOR:
AK Miele 26,5x180 rett. - 20x180 rett.



RIVESTIMENTO / WALL: AK Miele 26,5x180 rett. - 20x180 rett. - VI Antracite 80x80 rett.
PAVIMENTO / FLOOR: AK Miele 26,5x180 rett. - 20x180 rett.

AK MIELE



S006768
26,5x180 rett.
□184 ○184




S006771
20x180 rett.
□184 ○184



S006921
20x120 rett.
□173 ○173



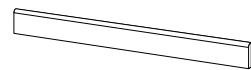
S006780 muretto **20x60** rett.
□233 ○233



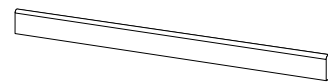
P009821 **40x120** nat. 20MM
□186 ○186 (€ 98,60)
P009822 **40x120** rett. 20MM
□187 ○187 (€ 112,79)



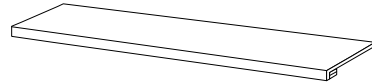
P008795 **40x80** nat. 20MM
□184 ○184
P008798 **40x80** rett. 20MM
□189 ○189



Battiscopa ●
6,5x90
rett. ▷19

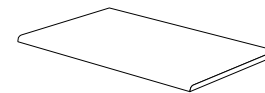


Battiscopa ●
6,5x120
rett. ▷23

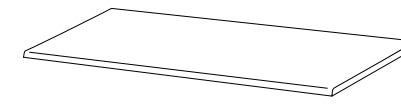


Gradone Assemblato ●
3x20x120
rett. ☆273


● DISPONIBILE IN TUTTI I COLORI - Available in all colours - Disponible dans toutes les couleurs - In allen Farben erhältlich - Se comercializas en todos los colores



Gradone Lineare ●
40x80 20MM
becco civetta nat. ☆233
becco civetta rett. ☆243
becco toro nat. ☆243
becco toro rett. ☆251



Gradone Lineare ●
40x120 20MM
becco civetta nat. ☆264
becco civetta rett. ☆268
becco toro nat. ☆270
becco toro rett. ☆272



AK MOGANO



S006767
26x180 rett.
□184 ○184



S006770
20x180 rett.
□184 ○184



S006920
20x120 rett.
□173 ○173



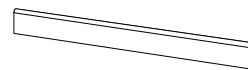
S006779 muretto **20x60** rett.
□233 ○233



P009825 **40x120** nat. **20MM**
□186 ○186 (€ 98,60)
P009829 **40x120** rett. **20MM**
□187 ○187 (€ 112,79)



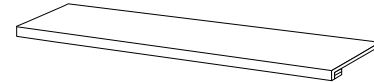
P008794 **40x80** nat. **20MM**
□184 ○184
P008797 **40x80** rett. **20MM**
□189 ○189



Battiscopa ●
6,5x90
rett. ▷19

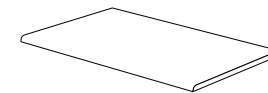


Battiscopa ●
6,5x120
rett. ▷23

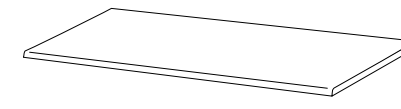


Gradone Assemblato ●
3x20x120
rett. ☆273

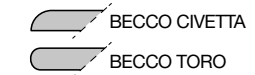
● DISPONIBILE IN TUTTI I COLORI - Available in all colours - Disponible dans toutes les couleurs - In allen Farben erhältlich - Se comercializas en todos los colores



Gradone Lineare ●
40x80 20MM
becco civetta nat. ☆233
becco civetta rett. ☆243
becco toro nat. ☆243
becco toro rett. ☆251



Gradone Lineare ●
40x120 20MM
becco civetta nat. ☆264
becco civetta rett. ☆268
becco toro nat. ☆270
becco toro rett. ☆272



BECCO CIVETTA
BECCO TORO

AK TORTORA




S006769
26,5x180 rett.
□184 ○184



S006772
20x180 rett.
□184 ○184



S006922
20x120 rett.
□173 ○173



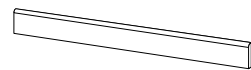
S006781 muretto **20x60** rett.
□233 ○233



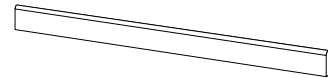
P009823 **40x120** nat. 20MM
□186 ○186 (€ 98,60)
P009824 **40x120** rett. 20MM
□187 ○187 (€ 112,79)



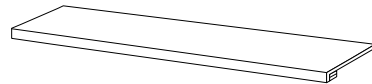
P008793 **40x80** nat. 20MM
□184 ○184
P008796 **40x80** rett. 20MM
□189 ○189



Battiscopa ●
6,5x90
rett. ▷19

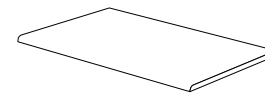


Battiscopa ●
6,5x120
rett. ▷23

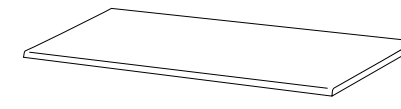


Gradone Assemblato ●
3x20x120
rett. ☆273


● DISPONIBILE IN TUTTI I COLORI - Available in all colours - Disponible dans toutes les couleurs - In allen Farben erhältlich - Se comercializas en todos los colores



Gradone Lineare ●
40x80 20MM
becco civetta nat. ☆233
becco civetta rett. ☆243
becco toro nat. ☆243
becco toro rett. ☆251



Gradone Lineare ●
40x120 20MM
becco civetta nat. ☆264
becco civetta rett. ☆268
becco toro nat. ☆270
becco toro rett. ☆272



GRES PORCELLANATO SMALTATO
 GLAZED PORCELAIN STONEWARE / LE GRÉS CÉRAMÉ ÉMAILLÉ
 DAS GLASIERTE FEINSTEINZEUG / EL GRES PORCELÁNICO ESMALTADO

SHADE SPECTRUM High
 10 mm thickness
 R9 B
 D.C.O.F. $\geq 0,42$
 B.C.R.A. DRY $\geq 0,40$
 WET $\geq 0,40$



AX Grey

AX Ivory

AX Beige

AX Gold

20x120
 8"x48"



PESI E IMBALLI . WEIGHT AND PACKAGING . POIDS ET EMBALLAGES . GEWICHTE UND VERPACKUNGEN . PESOS Y EMBALLAJES

	SPESORE THICKNESS	Pz x	Mq x	Kg x	x	Mq x	Kg x
20x120	10	4	0,96	23,12	48	46,08	1110,00
20x120 Decoro	10	4	0,96	23,12			
6,5x120 Battiscopa	10	6	7,20 ML	14,00			
20x120x3 Gradone Assemblato	10	2	2,40 ML	33,80			

AX Gold 20x120 rett.



RIVESTIMENTO / WALL:
AX Ivory Decoro 20x120 rett.

PAVIMENTO / FLOOR:
AX Ivory 20x120 rett.



RIVESTIMENTO / WALL: AX Grey 20x120 rett. - AX Grey Decoro 20x120 rett.
PAVIMENTO / FLOOR: AX Grey 20x120 rett.

AX GREY



S006881
20x120 rett.
□173 ○173



S006885 decoro
20x120 rett.
□175 ○175



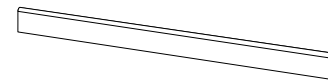
AX IVORY



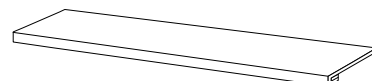
S006878
20x120 rett.
□173 ○173



S006882 decoro
20x120 rett.
□175 ○175



Battiscopa ●
6,5x120
rett. ▷23



Gradone Assemblato ●
3x20x120
rett. ☆272

● DISPONIBILE IN TUTTI I COLORI - Available in all colours - Disponible dans toutes les couleurs - In allen Farben erhältlich - Se comercializas en todos los colores

AX BEIGE



S006879
20x120 rett.
□173 ○173



S006883 decoro
20x120 rett.
□175 ○175



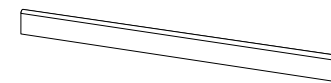
AX GOLD



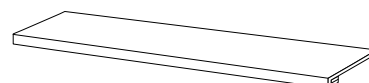
S006880
20x120 rett.
□173 ○173



S006884 decoro
20x120 rett.
□175 ○175



Battiscopa ●
6,5x120
rett. ▷23



Gradone Assemblato ●
3x20x120
rett. ☆272

● **DISPONIBILE IN TUTTI I COLORI** - Available in all colours - Disponible dans toutes les couleurs - In allen Farben erhältlich - Se comercializas en todos los colores

komi

GRES PORCELLANATO SMALTATO
GLAZED PORCELAIN STONEWARE / LE GRÈS CÉRAMÉ ÉMAILLÉ
DAS GLASIERTE FEINSTEINZEUG / EL GRES PORCELÁNICO ESMALTADO

SHADE SPECTRUM High	10 mm thickness	R10	R11	D.C.O.F. ≥ 0,42
		B	C	B.C.R.A. DRY ≥ 0,40 WET ≥ 0,40



KM Bianco

KM Beige

KM Noce

16,5x100

6,5"x40"



OUTDOOR

16,5x100 grip

6,5"x40"



PESI E IMBALLI . WEIGHT AND PACKAGING . POIDS ET EMBALLAGES . GEWICHTE UND VERPACKUNGEN . PESOS Y EMBALLAJES

	SPESSORE THICKNESS	Pz x	Mq x	Kg x	x	Mq x	Kg x
16,5x100	10	6	0,99	23,00	54	53,46	1242,00
16,5x100 Chevron	10	6	0,83	19,30	54	44,82	1042,20
16,33 Mosaico	10	8	0,43	10,40			
16,5x100 Decoro	10	6	0,99	23,00			
7,5x100 Battiscopa	10	6	6,00 ML	3,84			
16,5x100x3 Gradone Assemblato	10	2	2,00 ML	11,50			



PAVIMENTO / FLOOR:
KM Noce Chevron 16,5x100 nat.



CH White 16,5x100 nat.



KM Beige 16,5x100 nat. - Beige Mosaico 16,5x33

KM BIANCO



S006705A **16,5x100** nat.
□117 ○117
S006759 **16,5x100** grip
□139 ○139



S006714 chevron
16,5x100 nat. □181 ○181



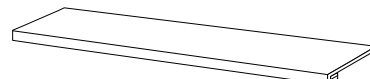
S006766 mosaico
16,5x33 □201 ○201



S006762 decoro **16,5x100** nat. □157 ○157



Battiscopa ●
7,5x100
nat. ▷13



Gradone Assemblato ●
16,5x100x3
nat. ☆252

● DISPONIBILE IN TUTTI I COLORI - Available in all colours - Disponible dans toutes les couleurs - In allen Farben erhältlich - Se comercializas en todos los colores



KM BEIGE



S006704A **16,5x100** nat.
□117 ○117
S006761 **16,5x100** grip
□139 ○139



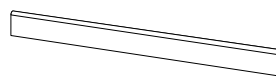
S006713 chevron
16,5x100 nat. □181 ○181



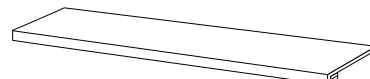
S006764 mosaico
16,5x33 □201 ○201



S006762 decoro **16,5x100** nat. □157 ○157



Battiscopa ●
7,5x100
nat. ▷13



Gradone Assemblato ●
16,5x100x3
nat. ☆252

● DISPONIBILE IN TUTTI I COLORI - Available in all colours - Disponible dans toutes les couleurs - In allen Farben erhältlich - Se comercializas en todos los colores



KM NOCE



S006703A **16,5x100** nat.
□117 ○117
S006760 **16,5x100** grip
□139 ○139



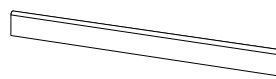
S006712 chevron
16,5x100 nat. □181 ○181



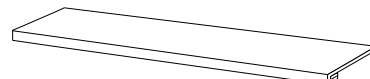
S006765 mosaico
16,5x33 □201 ○201



S006762 decoro **16,5x100** nat. □157 ○157




Battiscopa ●
7,5x100
nat. ▷13



Gradone Assemblato ●
16,5x100x3
nat. ☆252

● DISPONIBILE IN TUTTI I COLORI - Available in all colours - Disponible dans toutes les couleurs - In allen Farben erhältlich - Se comercializas en todos los colores



madera

GRES PORCELLANATO SMALTATO
 GLAZED PORCELAIN STONEWARE / LE GRÉS CÉRAME ÉMAILLÉ
 DAS GLASIERTE FEINSTEINZEUG / EL GRES PORCELÁNICO ESMALTADO

SHADE SPECTRUM Moderate
 10 mm thickness
 R10 B
 D.C.O.F. $\geq 0,42$
 B.C.R.A. DRY $\geq 0,40$
 WET $\geq 0,40$



MA Bianco

MA Perla

MA Rovere

20x80
 8"x32"



PESI E IMBALLI . WEIGHT AND PACKAGING . POIDS ET EMBALLAGES . GEWICHTE UND VERPACKUNGEN . PESOS Y EMBALLAJES

	SPESSORE THICKNESS	Pz x	Mq x	Kg x	x	Mq x	Kg x
20x80	10	7	1,12	25,08	42	47,04	1053,36
20x80 Decoro	10	7	1,12	25,08			
20x20 Mosaico	10	8	0,32	7,20			
20x20 Muretto	10	4	0,32	7,20			
6,5x80 Battiscopa	10	10	8,00 ML	12,50			
3x20x80 Gradone Assemblato	10	2	1,60 ML	7,40			



MA Rovere 20x80 nat.

MA BIANCO



S006363A
20x80 nat.
□101 ○101

S006367
MA decoro
20x80 nat.
□157 ○157



S006381
MA Bianco mosaico
20x20 nat.
□202 ○202



S006386
MA Bianco muretto
20x40 nat.
□200 ○200

MA PERLA



S006365A
20x80 nat.
□101 ○101

S006369
MA decoro
20x80 nat.
□157 ○157



S006384
MA Perla mosaico
20x20 nat.
□202 ○202



S006389
MA Perla muretto
20x40 nat.
□200 ○200

MA ROVERE



S006366A
20x80 nat.
□101 ○101

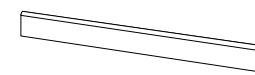
S006370
MA decoro
20x80 nat.
□157 ○157



S006383
MA Rovere mosaico
20x20 nat.
□202 ○202



S006388
MA Rovere muretto
20x40 nat.
□200 ○200



Battiscopa ●
6,5x80
rett. ▷19



Gradone Assemblato ●
3x20x80
nat. ☆252

● DISPONIBILE IN TUTTI I COLORI - Available in all colours - Disponible dans toutes les couleurs - In allen Farben erhältlich - Se comercializas en todos los colores



MA Perla 20x80 nat. - MA Perla Mosaico 20x20 nat. - MA decoro 20x80 nat.

patina

GRES PORCELLANATO SMALTATO
GLAZED PORCELAIN STONEWARE / LE GRÈS CÉRAME ÉMAILLÉ
DAS GLASIERTE FEINSTEINZEUG / EL GRES PORCELÁNICO ESMALTADO

SHADE SPECTRUM Moderate	10 mm thickness	R9 A	R12 C	D.C.O.F. ≥ 0,42 B.C.R.A. DRY ≥ 0,40 WET ≥ 0,40	20 mm thickness	R11 C	D.C.O.F. ≥ 0,40 B.C.R.A. DRY ≥ 0,40 WET ≥ 0,40
		GRIP					



PA Bianco

PA Grigio

PA Beige

PA Castano

30x120
12"x48"

20x80
8"x32"



20x80 Grip
8"x32"

20MM

40x120
16"x48"



PESI E IMBALLI . WEIGHT AND PACKAGING . POIDS ET EMBALLAGES . GEWICHTE UND VERPACKUNGEN . PESOS Y EMBALLAJES

	SPESORE THICKNESS	Pz x	Mq x	Kg x	x	Mq x	Kg x
30x120	10	3	1,08	25,00	30	32,40	750,00
20x80	10	7	1,12	25,08	42	47,04	1053,36
40x120	20	1	0,48	23,50	54	25,92	1290,00
20x80 Decoro	10	7	1,12	25,08			
20x80 Muretto	10	4	0,64	14,00			
6,5x80 Battiscopa	10	10	8,00 ML	12,50			
20x120x3 Gradone Assemblato	10	2	2,40 ML	12,00			
40x120x3 Gradone Lineare	20	1	1,2 ML	24,00			



INDOOR: PA Grigio 20x80 nat. - PA Grigio 30x120 nat.
OUTDOOR: PA Grigio 20x80 grip



RIVESTIMENTO / WALL:
PA Beige 20x80 nat. - PA Beige decoro 20x80 nat.

PAVIMENTO / FLOOR:
PA Castano 20x80 nat.



PA Bianco 30x120 nat. - PA Bianco 20x80 nat.

PA BIANCO



S006664 **30x120** nat. □149 ○149



S006663 **20x80** nat. □101 ○101



S006817 decoro **20x80** nat. □161 ○161



S006818 muretto **20x80** nat. □187 ○187

PA GRIGIO



S006471 **30x120** nat. □149 ○149



S006468 **20x80** nat. □101 ○101
P007049 **20x80** grip □117 ○117



S006478 decoro **20x80** nat. □161 ○161



S006542 muretto **20x80** nat. □187 ○187



P007174 **40x120** nat. 20MM □186 ○186 (€ 98,60)
P007177 **40x120** rett. 20MM □187 ○187 (€ 112,79)

PA BEIGE



S006470 **30x120** nat. □149 ○149



S006467 **20x80** nat. □101 ○101
P007047 **20x80** grip □117 ○117



S006476 decoro **20x80** nat. □161 ○161



S006543 muretto **20x80** nat. □187 ○187



P007175 **40x120** nat. 20MM □186 ○186 (€ 98,60)
P007178 **40x120** rett. 20MM □187 ○187 (€ 112,79)

PA CASTANO



S006469 **30x120** nat. □149 ○149



S006466 **20x80** nat. □101 ○101
P007048 **20x80** grip □117 ○117



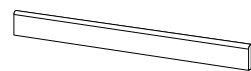
S006477 decoro **20x80** nat. □161 ○161



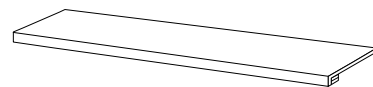
S006544 muretto **20x80** nat. □187 ○187



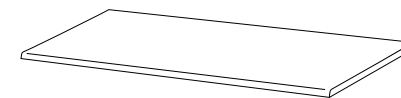
P007176 **40x120** nat. 20MM □186 ○186 (€ 98,60)
P007179 **40x120** rett. 20MM □187 ○187 (€ 112,79)



Battiscopa ●
6,5x80
nat. ▷13



Gradone Assemblato ●
3x20x120
nat. ☆270



Gradone Lineare ●
40x120 20MM
becco civetta nat. ☆264
becco civetta rett. ☆268
becco toro nat. ☆270
becco toro rett. ☆272

● DISPONIBILE IN TUTTI I COLORI - Available in all colours - Disponible dans toutes les couleurs - In allen Farben erhältlich - Se comercializas en todos los colores

Materiali che da secoli caratterizzano i paesaggi urbani e rurali italiani con una nota inconfondibile, rivivono in collezioni ceramiche che a questa spiccata vocazione iconica aggiungono la versatilità, la praticità e le prestazioni eccellenti del gres porcellanato. Una storia che si rinnova ed amplia la propria forza espressiva e progettuale.

Material that for centuries has characterised Italian urban and rural landscapes with an unmistakable touch comes to life in ceramic tile collections that add the versatility, practicality and excellent performance of porcelain stoneware to its iconic features. History meets innovation and broadens its expressive power offering high impact design solutions.

Des matériaux qui caractérisent depuis des siècles les paysages urbains et ruraux italiens, avec une note unique, revivent à travers des collections en céramique qui ajoutent à cette vocation iconique prononcée la polyvalence, la praticité et les excellentes performances du grès cérame. Une histoire qui se renouvelle et qui augmente sa propre force d'expression et de conception.

Materialien, die seit Jahrhunderten die städtischen und ländlichen Bereiche Italiens mit einer unvergleichlichen Nuance prägen, leben in Keramikkollektionen wieder auf, die zu diesem ausgeprägten Bezug die Vielseitigkeit, das Praktische und die ausgezeichneten Leistungen des Feinsteinzeugs hinzufügen. Eine Geschichte, die sich erneuert und ihre Ausdrucks- und Entwurfskraft erweitert.



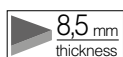


Materiales que desde hace siglos caracterizan los paisajes urbanos y rurales italianos con una nota inconfundible, reviven hoy en colecciones cerámicas que, a esta acentuada vocación icónica, agregan la versatilidad, la practicidad y las excelentes prestaciones del gres porcelánico. Una historia que se renueva y que amplía su propia fuerza expresiva y proyectual.



terracotta look

firenze

GRES PORCELLANATO A TUTTA MASSA
 WHOLE-BODY PORCELAIN STONEWARE / GRÉS CÉRAME PLEINE MASSE
 VOLLMASSIGE FEINSTEINZEUG / GRES PORCELÁNICO CON COLOR EN TODA MASA


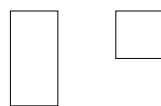


FR Grigio








FR Beige

FR Cotto

20x40 8"x16"
20x20 8"x8"



PESI E IMBALLI . WEIGHT AND PACKAGING . POIDS ET EMBALLAGES . GEWICHTE UND VERPACKUNGEN . PESOS Y EMBALLAJES

	SPESORE THICKNESS	Pz x 	Mq x 	Kg x 	 x 	Mq x 	Kg x 
20x40	8,5	15	1,20	23,11	45	54,00	1040,00
20x20	8,5	29	1,16	20,86	45	52,20	938,72
20x56x94 Ventaglio	8,5	3	1,00	19,00			
35x35 Mosaico	8,5	6	0,96	5,64			
10x40 Battiscopa	8,5	22	8,80 ML	18,00			
15x30x4 Elemento a "L" monolitico pressato	10,5	8	2,40 ML	11,20			
10x20x10 Angolo esterno assemblato	8,5	10	-	6,20			
10x20x10 Angolo interno assemblato	8,5	10	-	6,20			

FR Beige 20x40 - FR Beige 20x20 - Decoro Firenze 20x20



FR Cotto 20x40 - FR Cotto Elemento a "L" monolitico - FR Cotto Ventaglio



FR Grigio 20x40 - FR Grigio 20x20 - FR Grigio Elemento a "L" monolitico

FR GRIGIO



20x40 nat. / 20x20 nat.



P007023 20x40 nat.
□51 ○51



P007026 20x20 nat.
□51 ○51



S006702 FR GRIGIO Ventaglio
20xh56x94 - 1 m² = 3 pz

☆201



S006575 FR GRIGIO Mosaico
35x35 nat.
□200 ○200

FR BEIGE



20x40 nat. / 20x20 nat.



P007021 20x40 nat.
□51 ○51



P007024 20x20 nat.
□51 ○51



S006701 FR BEIGE Ventaglio
20xh56x94 - 1 m² = 3 pz

☆201



S006574 FR BEIGE Mosaico
35x35 nat.
□200 ○200

FR COTTO



20x40 nat. / 20x20 nat.



P007022 20x40 nat.
□51 ○51



P007025 20x20 nat.
□51 ○51



S006700 FR COTTO Ventaglio
20xh56x94 - 1 m² = 3 pz

☆201



S006573 FR COTTO Mosaico
35x35 nat.
□200 ○200

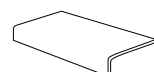
DECORO FIRENZE



P007092 20x20 nat.
□97 ○97



Battiscopa ●
10x40 nat.
▷11



Elemento a "L" monolitico pressato ●
4x15x30 nat.
☆87

● DISPONIBILE IN TUTTI I COLORI - Available in all colours - Disponible dans toutes les couleurs - In allen Farben erhältlich - Se comercializas en todos los colores

EXTRA-THICK MATERIALS FOR OUTDOOR USE
LES SURFACES DE GRANDE ÉPAISSEUR POUR L'EXTÉRIEUR
DIE OUTDOOR-OBERFLÄCHEN MIT GROSSER STÄRKE
GRAN ESPESOR PARA LAS SUPERFICIES DE EXTERIORES

**superfici outdoor
ad alto spessore**

20MM



CON LE COLLEZIONI 20MM SI POSSONO ADOTTARE DIVERSI METODI DI POSA: a secco su erba, ghiaia e sabbia, incollata su massetto e sopraelevata.

Questa versatilità ne consente l'applicazione in spazi outdoor sia pubblici sia privati, come giardini, terrazze, balconi, piscine, aree pedonali o carrabili.

20MM COLLECTIONS CAN BE INSTALLED IN MANY DIFFERENT WAYS: directly on the grass, gravel or sand, glued on the screed or as a raised floor.

20MM strong versatility allows every kind of application, in outdoor spaces both public and private, like gardens, patios, terraces, pools, pedestrian or vehicle walks.

ON PEUT ADOPTER DIFFÉRENTS MÉTHODES DE POSE AVEC LES COLLECTIONS EN 20MM: pose sur pelouse, gravier et sable, pose traditionnelle ou surélevée.

Cette versatilité permet son application en ambiances extérieures soit publiques soit privées, comme jardins, terrasses, balcon, piscines, zones piétonnes ou charretières

MIT UNSEREN SERIEN IN 20MM KANN MAN VERSCHIEDENE VERLEGUNGSARTEN ANWENDEN: Festverlegung, Sand, Split und Stelzlager.

Verschiedene Anwendungsbereiche sind möglich: Öffentlichkeit, privater Bereich, Garten, Terrasse, Balkone, Schwimmbäder, Fussgängerzone oder andere stark belastete Bereiche.

CON LAS COLECCIONES 20MM ES POSIBLE ADOPTAR DIFERENTES MÉTODOS DE COLOCACIÓN: en seco sobre hierba, gravilla y arena, encolada sobre capa de relleno y sobreelevada.

Esta versatilidad permite la aplicación en espacios de exteriores públicos y privados, tales como jardines, terrazas, balcones, piscinas y áreas peatonales y vehiculares.

POSA SOPRAELEVATA

Raised laying.
Pose surélevée.
Verlegung auf Stelzlager.
Colocación sobreelevada.

Pag. 243



POSA TRADIZIONALE
Standard laying.
Pose traditionnelle.
Herkömmliche Verlegungsart.
Colocación tradicional.

Pag. 243



POSA SU GHIAIA O SABBIA

Laying on gravel or sand.
Pose sur sable ou sur gravier.
Verlegung auf Kies-oder Sand-Bett.
Colocación sobre gravilla o arena.

Pag. 242



POSA SU ERBA
Laying on grass.
Pose sur pelouse.
Verlegung auf Wiese.
Colocación sobre hierba.

Pag. 242



la posa in appoggio

LAYING ON TOP OF ANOTHER MATERIAL
LA POSE EN APPUI
DIE AUFLIEGENDE VERLEGUNG
LA COLOCACIÓN EN APOYO

su erba



ON GRASS
SUR L'HERBE
AUF GRAS
SOBRE HIERBA

collocazioni consigliate

RECOMMENDED APPLICATIONS.
EMPLACEMENTS CONSEILLÉS.
EMPFOHLENE ANORDNUNGEN.
COLOCACIONES ACONSEJADAS.

- Giardini domestici.
- Patio.
- Camminamenti.
- Pavimentazioni all'aperto per attività commerciali e di ristorazione.
- Arredo urbano.
- Parchi pubblici.

- Private gardens.
- Patios.
- Walkways.
- Outdoor paving for businesses and restaurants.
- Street furnishing.
- Public parks.

- Jardins domestiques.
- Patios.
- Allées.
- revêtements extérieurs pour activités commerciales et de restauration.
- Aménagement urbain.
- Parcs publics.

- Privatgärten.
- Atrien.
- Wege.
- Außenböden für Gewerbe- und Gaststättenbereiche.
- Städtische Einrichtungen.
- Öffentliche Parks.

- Jardines domésticos
- Patios
- Senderos
- Pavimentaciones al aire libre para actividades comerciales y de restauración
- Ornamentación urbana
- Parques públicos

su ghiaia



ON GRAVEL
SUR LE GRAVIER
AUF KIES
SOBRE GRAVILLA

collocazioni consigliate

RECOMMENDED APPLICATIONS.
EMPLACEMENTS CONSEILLÉS.
EMPFOHLENE ANORDNUNGEN.
COLOCACIONES ACONSEJADAS.

- Giardini domestici.
- Terrazze.
- Balconi.
- Patio.
- Pavimentazioni all'aperto per attività commerciali e di ristorazione.
- Camminamenti pedonali.
- Arredo urbano.
- Parchi pubblici.

- Private gardens.
- Terraces.
- Balconies.
- Patios.
- Outdoor paving for businesses and restaurants.
- Pedestrian walkways.
- Street furnishing.
- Public parks.

- Jardins domestiques.
- Terrasses.
- Balcons.
- Patios.
- Revêtements extérieurs pour activités commerciales et de restauration.
- Chemins piétonniers.
- Aménagement urbain.
- Parcs publics.

- Privatgärten.
- Terrassen.
- Balkone.
- Atrien.
- Außenböden für Gewerbe- und Gaststättenbereiche.
- Fußgängerwege.
- Städtische Einrichtungen.
- Öffentliche Parks.

- Jardines domésticos
- Terrazas
- Balcones
- Patios
- Pavimentaciones al aire libre para actividades comerciales y de restauración
- Senderos peatonales
- Ornamentación urbana
- Parques públicos

su sabbia



ON SAND
SUR LE SABLE
AUF SAND
SOBRE ARENA

collocazioni consigliate

RECOMMENDED APPLICATIONS.
EMPLACEMENTS CONSEILLÉS.
EMPFOHLENE ANORDNUNGEN.
COLOCACIONES ACONSEJADAS.

- Pedane di servizio e percorsi pedonali in stabilimenti balneari.
- Giardini.

- Pedestrian access paths and walkways in beach facilities.
- Gardens.

- Decks et parcours piétonniers d'établissements balnéaires.
- Jardins.

- Dienstlaufstege und Fußgängerwege in Strandbädern.
- Gärten.

- Plataformas de servicio y trayectos peatonales para balnearios
- Jardines

posa tradizionale

INSTALLATION ON SCREED
POSE SUR CHAPE
VERLEGUNG AUF ESTRICH
COLOCACIÓN TRADICIONAL



collocazioni consigliate

RECOMMENDED APPLICATIONS.
EMPLACEMENTS CONSEILLÉS.
EMPFOHLENE ANORDNUNGEN.
COLOCACIONES ACONSEJADAS.

- Cortili.
 - Rampe di accesso.
 - Garage, parcheggi.
 - Aree di sosta.
 - Piste ciclabili.
 - Camminamenti
 - Marciapiedi.
 - Porticati.
 - Terrazzi.
- Courtyards.
 - Access ramps.
 - Garages, car parks.
 - Short-stay sites for vehicles.
 - Cycle paths.
 - Walkways.
 - Pavements.
 - Arcades/porches.
 - Terraces.
- Cours.
 - Rampes d'accès.
 - Garage, parkings.
 - Zones de stationnement.
 - Pistes cyclables.
 - Allées.
 - Trottoirs.
 - Porches.
 - Terrasses.
- Höfe.
 - Auf- und Abfahrtsrampen.
 - Garagen, Parkplätze.
 - Halteplätze.
 - Fahrradwege.
 - Gehwege.
 - Bürgersteige.
 - Arkaden.
 - Terrassen.
- Patios
 - Rampas de acceso
 - Garajes, estacionamientos
 - Areas vehiculares de descanso
 - Pistas ciclabiles
 - Senderos
 - Aceras
 - Porches
 - Terrazas



Carrabile.
Drive-over.
Praticable.
Befahrbar.
Vehicular.

posa sopraelevata

RAISED LAYING
LA POSE SURÉLEVÉE
DIE VERLEGUNG ALS DOPPELBODEN
COLOCACIÓN SOBREELEVADA



collocazioni consigliate

RECOMMENDED LOCATIONS.
EMPLACEMENTS CONSEILLÉS.
ANWENDUNGSEMPFEHLUNGEN.
COLOCACIONES ACONSEJADAS.

- Balconi.
 - Terrazze.
 - Gazebo.
 - Patio.
 - Ambienti di servizio per il pubblico.
- Balconies.
 - Terraces.
 - Gazebos.
 - Patios.
 - Public service facilities.
- Balkone.
 - Terrassen.
 - Pavillons.
 - Atrien.
 - Dienstbereiche für das Publikum.
- Balcons.
 - Terrasses.
 - Gazébos.
 - Patios.
 - Espaces de service pour le public.
- Balcones
 - Terrazas
 - Glorietas
 - Patios
 - Ambientes de servicio para el público



Facilita il deflusso dell'acqua
Eases the water draining.
Facilite l'écoulement de l'eau.
Dadurch wird der Wasserablauf vereinfacht.
Facilita la salida del agua.

13 collezioni per arredare con stile

13 COLLECTIONS TO FURNISH (DECORATE) WITH STYLE
 13 COLLECTIONS POUR MEUBLER AVEC DU STYLE
 13 SERIEN FÜR EINE EINRICHTUNG MIT STIL
 13 COLECCIONES PARA ORNAMENTAR CON ESTILO

pietra look

STONE LOOK
 STYLE PIERRE
 STIL STEIN
 ESTILO PIEDRA

- 252 biophilic
- 266 denverstone
- 258 multistone
- 276 quarz design
- 262 stones du monde
- 272 V.360

cemento look

CONCRETE LOOK
 STYLE BÉTON
 STIL ZEMENT
 ESTILO CEMENTO

- 254 freespace
- 274 milano city
- 260 sentimento
- 268 shade
- 264 vanguard


legno look

WOODEN LOOK
 STYLE BOIS
 STIL HOLZ
 ESTILO MADERA

- 256 arkè
- 270 patina

6 formati per definire il progetto

6 SIZES TO DEFINE THE PROJECT
 6 FORMATS POUR DÉFINIR LE PROJET
 6 FORMATE ZU DER VERWIRKLICHUNG EINES PROJEKTS
 6 FORMATOS PARA DEFINIR EL PROYECTO




80x80 20MM
 sentimento 260
 shade 268
 vanguard 264




60x120 20MM
 multistone 258



60x90 20MM
 multistone 258



60x60 20MM
 biophilic 252
 denverstone 266
 freespace 254
 milano city 274
 multistone 258
 quarz design 276



40x80 20MM
 arkè 256
 shade 268
 stones du monde 262
 V.360 272



40x120 20MM
 arkè 256
 patina 270

guida colore per superfici spessorate

COLOUR GUIDE FOR THICK VERSIONS
 GUIDE DE LA COULEUR POUR LES SURFACES MAJORÉES
 ANLEITUNG ZUR FARBE FÜR OBERFLÄCHEN MIT GRÖßERER STÄRKE
 GUÍA COLOR PARA SUPERFICIES DE MAYOR ESPESOR

43

denverstone DE WHITE p. 266	stones du monde SM QUARZITE p. 262	v.360 V.360 WHITE p. 272	vanguard VA LIGHT p. 264	shade SH GHIACCIO p. 268	
biophilic BI WHITE p. 252	biophilic BI GREIGE p. 252	sentimento SE GREIGE p. 260	sentimento SE GRIGIO p. 260	biophilic BI DARK GREY p. 252	
denverstone DE GREY p. 266	v.360 V.360 GREY p. 272	milano city CITY GRIGIO p. 274	multistone MS SYMPLON p. 258	multistone MS BEOLA p. 258	
freespace FS GREY p. 254	biophilic BI GREY p. 252	quarz design QD ANTRACITE p. 276	sentimento SE ANTRACITE p. 260	denverstone DE SILVER MIX p. 266	
freespace FS DARK GREY p. 254	shade SH NOTTE p. 268	v.360 V.360 BLACK p. 272	vanguard VA SMOKE p. 264	denverstone DE ANTRACITE p. 266	
stones du monde SM ARDESIA MIX p. 262	stones du monde SM PORFIDO p. 262	vanguard VA RUST p. 264	patina PA GRIGIO p. 270	milano city CITY ANTRACITE p. 274	quarz design QD FUMÉ p. 276
patina PA BEIGE p. 270	multistone MS QUARZ p. 258	arkè AK MIELE p. 256	arkè AK MOGANO p. 256	arkè AK TORTORA p. 256	patina PA CASTANO p. 270
shade SH SABBIA p. 268	milano city CITY BEIGE p. 274	quarz design QD BEIGE p. 276	stones du monde SM CHIANCA p. 262	stones du monde SM BORGOGNA p. 262	freespace FS BEIGE p. 254

caratteristiche del sistema e delle superfici

SYSTEM AND SURFACES FEATURES
 CARACTÉRISTIQUES DU SYSTÈME ET DES SURFACES
 EIGENSCHAFTEN DES SYSTEMS UND DER OBERFLÄCHEN
 CARACTERÍSTICAS DEL SISTEMA Y DE LAS SUPERFICIES


Le caratteristiche funzionali del gres porcellanato, garanzia di durevolezza e resistenza agli agenti chimici e atmosferici, si sposano con la duttilità del sistema di posa e dell'ampia gamma di finiture e pezzi speciali, abbracciando ogni tipologia di destinazione d'uso.

The functional characteristics of porcelain stoneware, guarantee of durability and resistance to chemical and atmospheric agents with the flexibility of the laying system and the wide range of finishes and special pieces, suitable for every type application.


Les caractéristiques fonctionnelles du grès cérame représentent une garantie de durabilité et résistance aux agents atmosphériques, elles se marient avec la ductilité du système de pose et la vaste gamme des finitions et pièces spéciales en embrassant n'importe quelle utilisation prévue.

Das Feinsteinzeug ist ein ewig dauerndes Produkt, erträgt die schlimmsten chemischen Flüssigkeiten und Wetterzustände. Kann auf unterschiedlichen Weisen verlegt werden und hat eine große Anzahl von zusätzlichen Sonderformteilen, die zu irgendwelcher Anwendung gemeint sind.


Las características funcionales del gres porcelánico -garantía de duración y resistencia a los agentes químicos y atmosféricos- se combinan con la adaptabilidad del sistema de colocación y la amplia gama de acabados y piezas especiales, permitiendo así todo tipo de usos.



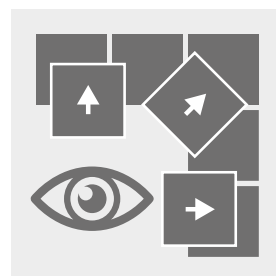
Posa facile e veloce.
 Quick and easy to install.
 Pose facile et rapide.
 Einfache und schnelle verlegung.
 Colocación rápida y fácil.



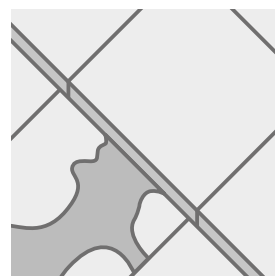
Facilmente removibile.
 Easy to remove.
 Facilement amovible.
 Leicht abnehmbar.
 Fácilmente removible.



Riutilizzabile.
 Reusable.
 Réutilisable.
 Wiederverwendbar.
 Reutilizable.



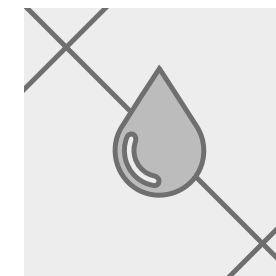
Ispezionabile.
 Readily serviceable.
 Peut-être inspecté.
 Inspizierbar.
 Inspeccionable.



Permette il deflusso dell'acqua.
 Allows water drainage.
 Permet à l'eau de s'écouler.
 Erlaubt den wasserabfluss.
 Permite la salida del agua.



Colori stabili nel tempo.
 Colours don't fade over time.
 Couleurs stables dans le temps.
 Mit der zeit stabile farben.
 Colores duraderamente estables.



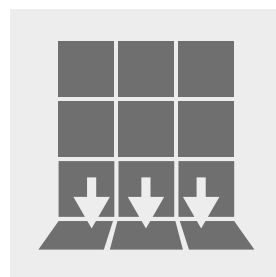
Inassorbente.
 Impervious.
 Non absorbant.
 Undurchlässig.
 Inabsorbente.



Ingelivo.
 Resistant to frost.
 Ingelif.
 Frostbeständig.
 Resistente al hielo.



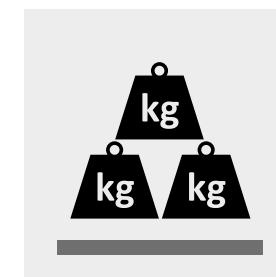
Resistente agli sbalzi termici.
 Resistant to sudden temperature changes.
 Résistant aux variations de température.
 Beständig gegenüber temperaturschwankungen.
 Resistente a las variaciones térmicas.



Coordinato con pavimento per interno.
 Matches interior flooring.
 Coordonné au sol pour intérieur.
 Koordiniert mit boden für innenbereiche.
 Coordinado con pavimento para interiores



Antiscivolo.
 Antislip.
 Antidérapant.
 Rutschfest.
 Antideslizante.



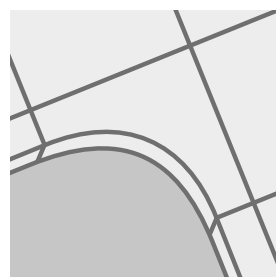
Altamente resistente ai carichi.
 Highly resistant to loads.
 Hautement résistant aux charges.
 Sehr beständig gegen belastungen.
 Altamente resistente a cargas.



Ignifugo.
 Flameproof.
 Ignifuge.
 Feuerfest.
 A prueba de fuego.




Muffe e muschi non lo danneggiano.
 Resistant to damage from mould and moss.
 Les moisissures et les mousses ne l'endommagent pas.
 Schimmel und moose beschädigen es nicht.
 Mohos y musgos no lo dañan.



Pezzi speciali coordinati.
 Special matching pieces.
 Pièces spéciales coordonnées.
 Koordinierte formteile.
 Special matching pieces.



Ampia gamma di finiture.
 Wide range of finishes.
 Vaste gamme de finitions.
 Breit gefächertes angebotan oberflächenbearbeitungen.
 Amplia gama de acabados.



Resistente alle macchie.
 Stainproof.
 Résistant aux taches.
 Fleckenbeständig.
 Resistente a las manchas.



Facile da pulire.
 Easy to clean.
 Facile à nettoyer.
 Reinigungsfreundlich.
 Fácil de limpiar.



Resistente al sale.
 Resistant to salt.
 Résistant au sel.
 Beständig gegenüber salz.
 Resistente a la sal.



Resistente agli acidi, prodotti chimici.
 resistant to acid, chemicals.
 Résistant aux acides, produits chimiques.
 Beständig gegenüber säure, chemikalien.
 Resistente a los ácidos y a los productos químicos.

un programma completo di pezzi speciali

A COMPLETE RANGE OF TRIMS
UN PROGRAMME COMPLET DE PIÈCES SPÉCIALES
EINE UMFANGREICHE VON FORMTEILEN
UN PROGRAMA COMPLETO DE BARRAS ESPECIALES

20MM

Gradone Angolare
Corner Step
Nez de marche angulaire
Eckstufe
Escalón angular

Gradone Lineare
Step
Nez de marche
Längsstufe
Escalón lineal

Mezzaluna Rett. Lato 15
Crescent Rett. Side 15
Bordure demi-lune Rett. Côté 15
Halbmond Rett. Seite 15
Medialuna rect. lado 15

Angolo Griglia Rett.
Corner Grating Rett.
Gitterecke Rett.
Angle Caniveau Rett.
Angulo rejilla rect.

Griglia Rett.
Grating Rett.
Caniveau Rett.
Gitter Rett.
Rejilla rect.

Bordo di Aggrappaggio
Cing trim
Bord d'accrochage
Anschmiegekante
Borde de agarre

(Pezzo speciale personalizzato, disponibile su richiesta)
(Special personalized part, available upon request)
(Pièce spéciale personnalisée, disponible sur demande)
(Besonderer Teil, nur auf Anfrage produzierbar)
(Pieza especial personalizada, disponible bajo pedido)

Elemento a L Rett.
L-Shaped Trim Rett.
Élément « L » Rett.
L-Element Rett.
Elemento en L rect.

pezzi speciali personalizzati

SPECIAL PERSONALISED PARTS
PIÈCES SPÉCIALES PERSONNALISÉES
INDIVIDUELLE GESTALTETE FORMTEILE
PIEZAS ESPECIALES PERSONALIZADAS

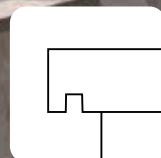
Su richiesta possono essere realizzati pezzi personalizzati previo studio di fattibilità. Nell'immagine alcuni esempi.

Upon request, personalised pieces can be made, subject to a feasibility study. A few examples in the image.

Sur demande, des pièces personnalisables peuvent être réalisées après une étude de faisabilité. Voici quelques exemples sur l'image.

Auf Anfrage können nach vorheriger Machbarkeitsstudie individuell gestaltete Teile hergestellt werden. Im Bild einige Beispiele.

Bajo pedido pueden ser realizadas piezas personalizadas previo estudio de factibilidad. En la imagen presentamos algunos ejemplos.



Cappello copertura colonne con finitura rompigoecia.
Column cap with drip edge finish.
Chapeau de protection pour colonnes avec système d'égouttage.
Säulenabdeckung mit Abtropfkante.
Sombrero de cobertura muros con acabado rompegota.


Cappello copertura muretti con finitura rompigoecia.
Wall cap with drip edge finish.
Chapeau de protection pour murets avec système d'égouttage.
Mauerabdeckung mit Abtropfkante.
Sombrero de cobertura columnas con acabado rompegota.

Inserimento luci led.
Placement of LED lights.
Insertion de lumières led.
Einbau der LED-Lichter.
Inserción luces led.

Piano seduta panchina.
Bench seat surface.
Plan d'appui pour banc.
Sitzfläche Bank.
Plano asiento de banco.

Fioriera realizzata con elemento a L concavo.
Planter made with concave L-trim.
Bac à fleurs réalisé avec un élément « L » concave.
Blumenkasten, realisiert mit stumpfem L-Element.
Jardinera realizada con elemento en L cóncavo.

Terminale con lato stondato.
Coping with rounded edge.
Terminal à bord arrondi.
Endstein mit runder Seite.
Terminal con lado redondeado.



Portabicicletta personalizzabile con foro per catena antifurto.
Personalised bicycle rack with hole for anti-theft chain.
Porte-bicyclette personnalisable avec trou pour chaîne antivol.
Individuell gestaltbarer Fahrradständer mit Loch für Kettenschloss.
Estacionamiento bicicletas personalizable con agujero para cadena antirrobo.

Griglia con finitura personalizzata.
Grating with personalised finish.
Caniveau avec finition personnalisée.
Gitter mit individuell gestalteter Fertigung.
Rejilla con acabado personalizado.

Fioriera realizzata con piastrelle 60x60 e 60x120 con angoli a spiza da incollare.
Planter made with 60x60 and 60x120 tiles with canted edge corners to attach with adhesive.
Blumenkasten aus Fliesen 60x60 und 60x120 mit anzuklebenden spitzen Ecken.
Bac à fleurs réalisé avec des dalles 60x60 et 60x120 avec angles arrondis à coller.
Estacionamiento bicicletas personalizable con agujero para cadena antirrobo.

biophilic 20MM

GRES PORCELLANATO A TUTTA MASSA
WHOLE-BODY PORCELAIN STONEWARE / GRÉS CÉRAME PLEINE MASSE
VOLLMASSIGE FEINSTEINZEUG / GRES PORCELÁNICO CON COLOR EN TODA MASA




Dispone di superfici coordinate per interno.
Matching surfaces for indoor applications are available.
Dispose de surfaces coordonnées pour l'intérieur.
Es sind aufeinander abgestimmte Oberflächen für den Innenbereich erhältlich.
Dispone de superficies coordinadas para interiores




BI Grey 60x60 nat. 20MM

BI WHITE



P009458 60x60 nat. 20MM □177 ○177
P009462 60x60 rett. 20MM □180 ○180

BI GREIGE



P009457 60x60 nat. 20MM □177 ○177
P009461 60x60 rett. 20MM □180 ○180

BI GREY



P009455 60x60 nat. 20MM □177 ○177
P009459 60x60 rett. 20MM □180 ○180

BI DARK GREY



P009456 60x60 nat. 20MM □177 ○177
P009460 60x60 rett. 20MM □180 ○180

BECCO CIVETTA
BECCO TORO

Gradone Lineare ⚙️
30x60 20MM
becco civetta nat. ☆203
becco civetta rett. ☆207
becco toro nat. ☆213
becco toro rett. ☆215

Gradone Lineare ⚙️
60x60 20MM
becco civetta nat. ☆221
becco civetta rett. ☆233
becco toro nat. ☆223
becco toro rett. ☆235

Gradone Angolare ⚙️
60x60 20MM
becco civetta nat. ☆252
becco civetta rett. ☆252
becco toro nat. ☆257
becco toro rett. ☆258

Elemento L ⚙️
4x15x60 20MM
rett. ☆233

Griglia ⚙️
20x60 20MM
rett. ☆260

Angolo Griglia ⚙️
20x20 20MM
rett. ☆258

⚙️ DISPONIBILE IN TUTTI I COLORI - Available in all colours - Disponible dans toutes les couleurs - In allen Farben erhältlich - Se comercializas en todos los colores

PESI E IMBALLI . WEIGHT AND PACKAGING . POIDS ET EMBALLAGES . GEWICHTE UND VERPACKUNGEN . PESOS Y EMBALLAJES

	SPESSORE THICKNESS	Pz x	Mq x	Kg x	x	Mq x	Kg x
60x60	20	2	0,72	31,80	32	23,04	1040,00
30x60 Gradone Lineare	20	1	0,60 ML	8,00			
60x60 Gradone Lineare	20	2	1,20 ML	31,80			
60x60 Gradone Angolare	20	2	1,20 ML	31,80			
15x60x4 Elemento L	20	2	1,20 ML	10,00			
20x60 Griglia	20	2	1,20 ML	8,00			
20x20 Angolo Griglia	20	4	0,80 ML	7,00			

freespace 20MM

GRES PORCELLANATO A TUTTA MASSA
WHOLE-BODY PORCELAIN STONEWARE / GRÉS CÉRAME PLEINE MASSE
VOLLMASSIGE FEINSTEINZEUG / GRES PORCELÁNICO CON COLOR EN TODA MASA



Dispone di superfici coordinate per interno.
Matching surfaces for indoor applications are available.
Dispose de surfaces coordonnées pour l'intérieur.
Es sind aufeinander abgestimmte Oberflächen für den Innenbereich erhältlich.
Dispone de superficies coordinadas para interiores



FS GREY



P009222 **60x60** nat. **20MM** □177 ○177
P009223 **60x60** rett. **20MM** □180 ○180

FS DARK GREY



P009205 **60x60** nat. **20MM** □177 ○177
P009206 **60x60** rett. **20MM** □180 ○180

FS BEIGE



P009188 **60x60** nat. **20MM** □177 ○177
P009189 **60x60** rett. **20MM** □180 ○180

BECCO CIVETTA
BECCO TORO

Gradone Lineare ●
30x60 20MM
becco civetta nat. ☆203
becco civetta rett. ☆207
becco toro nat. ☆213
becco toro rett. ☆215

Gradone Lineare ●
60x60 20MM
becco civetta nat. ☆221
becco civetta rett. ☆233
becco toro nat. ☆223
becco toro rett. ☆235

Gradone Angolare ●
60x60 20MM
becco civetta nat. ☆252
becco civetta rett. ☆252
becco toro nat. ☆257
becco toro rett. ☆258

Elemento L ●
4x15x60 20MM
rett. ☆233

Griglia ●
20x60 20MM
rett. ☆260

Angolo Griglia ●
20x20 20MM
rett. ☆258

● **DISPONIBILE IN TUTTI I COLORI** - Available in all colours - Disponible dans toutes les couleurs - In allen Farben erhältlich - Se comercializa en todos los colores

PESI E IMBALLI . WEIGHT AND PACKAGING . POIDS ET EMBALLAGES . GEWICHTE UND VERPACKUNGEN . PESOS Y EMBALLAJES

	SPESSORE THICKNESS	Pz x	Mq x	Kg x	x	Mq x	Kg x
60x60	20	2	0,72	31,80	32	23,04	1040,00
30x60 Gradone Lineare	20	1	0,60 ML	8,00			
60x60 Gradone Lineare	20	2	1,20 ML	31,80			
60x60 Gradone Angolare	20	2	1,20 ML	31,80			
15x60x4 Elemento L	20	2	1,20	10,00			
20x60 Griglia	20	2	1,20	8,00			
20x20 Angolo Griglia	20	4	0,80	7,00			

FS Grey 60x60 20MM rett.
FS Grey Griglia 20x60 20MM rett.
FS Grey Angolo Griglia 20x20 20MM rett.
FS Grey Bordo aggrappaggio 30x60 20MM rett.
FS Grey Angolo Bordo aggrappaggio SX/DX 30x60 20MM rett.


GRES PORCELLANATO A TUTTA MASSA
WHOLE-BODY PORCELAIN STONEWARE / GRÈS CÉRAMÉ PLEINE MASSE
VOLLMASSIGE FEINSTEINZEUG / GRES PORCELÁNICO CON COLOR EN TODA MASA



Dispone di superfici coordinate per interno.
Matching surfaces for indoor applications are available.
Dispose de surfaces coordonnées pour l'intérieur.
Es sind aufeinander abgestimmte Oberflächen für den Innenbereich erhältlich.
Dispone de superficies coordinadas para interiores



AK MIELE



P009821 **40x120** nat. 20MM
□186 ○186 (€ 98,60)

P009822 **40x120** rett. 20MM
□187 ○187 (€ 112,79)



P008795 **40x80** nat. 20MM
□184 ○184

P008798 **40x80** rett. 20MM
□189 ○189

AK MOGANO



P009825 **40x120** nat. 20MM
□186 ○186 (€ 98,60)

P009829 **40x120** rett. 20MM
□187 ○187 (€ 112,79)



P008794 **40x80** nat. 20MM
□184 ○184

P008797 **40x80** rett. 20MM
□189 ○189

AK TORTORA



P009823 **40x120** nat. 20MM
□186 ○186 (€ 98,60)

P009824 **40x120** rett. 20MM
□187 ○187 (€ 112,79)



P008793 **40x80** nat. 20MM
□184 ○184

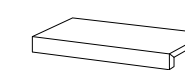
P008796 **40x80** rett. 20MM
□189 ○189



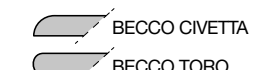
Gradone Lineare ☼
40x120 20MM
becco civetta nat. ☆264
becco civetta rett. ☆268
becco toro nat. ☆270
becco toro rett. ☆272



Gradone Lineare ☼
40x80 20MM
becco civetta nat. ☆233
becco civetta rett. ☆243
becco toro nat. ☆243
becco toro rett. ☆251



Elemento L ☼
4x15x80 20MM
rett. ☆251



BECCO CIVETTA



BECCO TORO

☼ DISPONIBILE IN TUTTI I COLORI - Available in all colours - Disponible dans toutes les couleurs - In allen Farben erhältlich - Se comercializas en todos los colores

PESI E IMBALLI . WEIGHT AND PACKAGING . POIDS ET EMBALLAGES . GEWICHTE UND VERPACKUNGEN . PESOS Y EMBALLAJES

	SPESSORE THICKNESS	Pz x	Mq x	Kg x	x	Mq x	Kg x
40x120	20	1	0,48	23,50	54	25,92	1290,00
40x80	20	2	0,64	28,30	24	15,36	685,00
40x120 Gradone Lineare	20	1	1,20 ML	23,50			
40x80 Gradone Lineare	20	2	1,60 ML	28,30			
15x80x4 Elemento L	20	2	1,60 ML	14,00			

multistone 20MM

GRES PORCELLANATO A TUTTA MASSA
WHOLE-BODY PORCELAIN STONWARE / GRÉS CÉRAME PLEINE MASSE
VOLLMASSIGE FEINSTEINZEUG / GRES PORCELÁNICO CON COLOR EN TODA MASA




MS SYMPLON
Dispone di superfici coordinate per interno.
Matching surfaces for indoor applications are available.
Disposé de surfaces coordonnées pour l'intérieur.
Es sind aufeinander abgestimmte Oberflächen für den Innenbereich erhältlich.
Dispone de superficies coordinadas para interiores.



MS SYMPLON



P008230 **60x120** nat. 20MM □185 ○185
P008231 **60x120** rett. 20MM □191 ○191



P008232 **60x60** nat. 20MM □177 ○177
P008233 **60x60** rett. 20MM □180 ○180

MS BEOLA

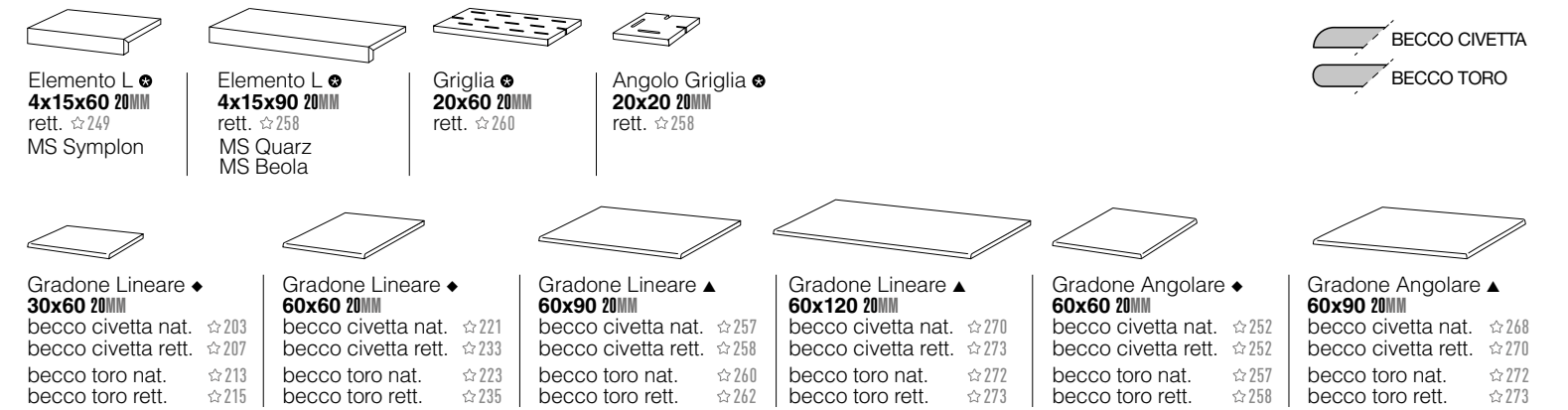


P008228 **60x90** nat. 20MM □181 ○181
P008229 **60x90** rett. 20MM □185 ○185

MS QUARZ



P008226 **60x90** nat. 20MM □181 ○181
P008227 **60x90** rett. 20MM □185 ○185



▲ **DISPONIBILE NEI COLORI MS QUARZ / MS BEOLA** - Available in MS Quarz / Ms Beola - In MS Quarz / Ms Beola erhältlich - Disponible en MS Quarz / Ms Beola - Disponible en MS Quarz / Ms Beola
◆ **DISPONIBILE NEL COLORE MS SYMPLON 20MM** - Available in MS Sympylon - In MS Sympylon erhältlich - Disponible en MS Sympylon - Disponible en MS Sympylon
● **DISPONIBILE IN TUTTI I COLORI** - Available in all colours - Disponible dans toutes les couleurs - In allen Farben erhältlich - Se comercializas en todos los colores

PESI E IMBALLI . WEIGHT AND PACKAGING . POIDS ET EMBALLAGES . GEWICHTE UND VERPACKUNGEN . PESOS Y EMBALLAJES

	SPESSORE THICKNESS	Pz x	Mq x	Kg x	x	Mq x	Kg x
60x120	20	1	0,72	33,80	26	18,72	880,00
60x90	20	1	0,54	24,80	50	27,00	1260,00
60x60	20	2	0,72	31,80	32	23,04	1040,00
30x60 Gradone Lineare	20	1	0,60 ML	8,00			
60x60 Gradone Lineare	20	2	1,20 ML	31,80			
60x90 Gradone Lineare	20	1	0,90 ML	24,80			
60x120 Gradone Lineare	20	1	1,20 ML	33,80			
60x60 Gradone Angolare	20	2	1,20 ML	31,80			
60x90 Gradone Angolare	20	1	0,90 ML	33,80			
15x60x4 Elemento L	20	2	1,20 ML	10,00			
15x90x4 Elemento L	20	1	0,90 ML	12,00			
20x60 Griglia	20	2	1,20 ML	8,00			
20x20 Angolo Griglia	20	4	0,80 ML	7,00			

sentimento 20MM

GRES PORCELLANATO A TUTTA MASSA
WHOLE-BODY PORCELAIN STONEWARE / GRÉS CÉRAME PLEINE MASSE
VOLLMASSIGE FEINSTEINZEUG / GRES PORCELÁNICO CON COLOR EN TODA MASA



Dispone di superfici coordinate per interno.
Matching surfaces for indoor applications are available.
Dispose de surfaces coordonnées pour l'intérieur.
Es sind aufeinander abgestimmte Oberflächen für den Innenbereich erhältlich.
Dispone de superficies coordinadas para interiores



SE GRIGIO



P008367 **80x80** nat. **20MM** □185 ○185
P008370 **80x80** rett. **20MM** □189 ○189

SE ANTRACITE



P008368 **80x80** nat. **20MM** □185 ○185
P008371 **80x80** rett. **20MM** □189 ○189

SE GREIGE



P008366 **80x80** nat. **20MM** □185 ○185
P008369 **80x80** rett. **20MM** □189 ○189



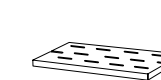
Gradone Lineare ●
80x80 20MM
becco civetta nat. ☆260
becco civetta rett. ☆262
becco toro nat. ☆264
becco toro rett. ☆268



Gradone Angolare ●
80x80 20MM
becco civetta nat. ☆272
becco civetta rett. ☆273
becco toro nat. ☆273
becco toro rett. ☆273



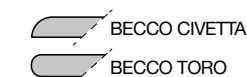
Elemento L ●
4x15x80 20MM
rett. ☆252



Griglia ●
20x80 20MM
rett. ☆273



Angolo Griglia ●
20x20 20MM
rett. ☆258



● **DISPONIBILE IN TUTTI I COLORI** - Available in all colours - Disponible dans toutes les couleurs - In allen Farben erhältlich - Se comercializas en todos los colores

PESI E IMBALLI . WEIGHT AND PACKAGING . POIDS ET EMBALLAGES . GEWICHTE UND VERPACKUNGEN . PESOS Y EMBALLAJES

	SPESSORE THICKNESS	Pz x	Mq x	Kg x	x	Mq x	Kg x
80x80	20	1	0,64	28,26	26	16,64	734,76
80x80 Gradone Lineare	20	1	0,80 ML	28,26			
80x80 Gradone Angolare	20	1	0,80 ML	28,26			
15x80x4 Elemento L	20	2	1,60 ML	14,00			
20x80 Griglia	20	1	0,80 ML	7,00			
20x20 Griglia	20	4	0,80 ML	7,00			

stones du monde 20MM

GRES PORCELLANATO A TUTTA MASSA
WHOLE-BODY PORCELAIN STONEWARE / GRÉS CÉRAME PLEINE MASSE
VOLLMASSIGE FEINSTEINZEUG / GRES PORCELÁNICO CON COLOR EN TODA MASA



Disponibile di superfici coordinate per interno.
Matching surfaces for indoor applications are available.
Disposé de surfaces coordonnées pour l'intérieur.
Es sind aufeinander abgestimmte Oberflächen für den Innenbereich erhältlich.
Dispone de superficies coordinadas para interiores



SM QUARZITE



P009096 40x80 nat. 20MM
□184 ○184

SM BORGOGNA



P007868 40x80 nat. 20MM
□184 ○184

SM CHIANGA



P008428 40x80 nat. 20MM
□184 ○184

SM ARDESIA MIX

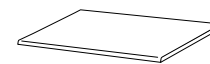


P007869 40x80 nat. 20MM
□184 ○184

SM PORFIDO



P007870 40x80 nat. 20MM
□184 ○184



Gradone Lineare ●
38x80 20MM
becco toro nat. ☆268

● DISPONIBILE IN TUTTI I COLORI - Available in all colours - Disponible dans toutes les couleurs - In allen Farben erhältlich - Se comercializas en todos los colores



PESI E IMBALLI . WEIGHT AND PACKAGING . POIDS ET EMBALLAGES . GEWICHTE UND VERPACKUNGEN . PESOS Y EMBALLAJES

	SPESORE THICKNESS	Pz x	Mq x	Kg x	x	Mq x	Kg x
40x80	20	2	0,64	28,30	24	15,36	685,00
38x80 Gradone Lineare	20	2	1,60 ML	28,30			

vanguard 20MM

GRES PORCELLANATO A TUTTA MASSA
WHOLE-BODY PORCELAIN STONEWARE / GRÉS CÉRAME PLEINE MASSE
VOLLMASSIGE FEINSTEINZEUG / GRES PORCELÁNICO CON COLOR EN TODA MASA



Dispone di superfici coordinate per interno.
Matching surfaces for indoor applications are available.
Dispose de surfaces coordonnées pour l'intérieur.
Es sind aufeinander abgestimmte Oberflächen für den Innenbereich erhältlich.
Dispone de superficies coordinadas para interiores



VA LIGHT



P007980 **80x80** nat. 20MM □185 ○185
P007983 **80x80** rett. 20MM □189 ○189

VA RUST



P007979 **80x80** nat. 20MM □185 ○185
P007982 **80x80** rett. 20MM □189 ○189

VA SMOKE



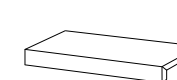
P007981 **80x80** nat. 20MM □185 ○185
P007984 **80x80** rett. 20MM □189 ○189



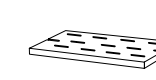
Gradone Lineare ●
80x80 20MM
becco civetta nat. ☆260
becco civetta rett. ☆262
becco toro nat. ☆264
becco toro rett. ☆268



Gradone Angolare ●
80x80 20MM
becco civetta nat. ☆272
becco civetta rett. ☆273
becco toro nat. ☆273
becco toro rett. ☆273




Elemento L ●
4x15x80 20MM
rett. ☆252



Griglia ●
20x80 20MM
rett. ☆273



Angolo Griglia ●
20x20 20MM
rett. ☆258



BECCO CIVETTA

BECCO TORO

● DISPONIBILE IN TUTTI I COLORI - Available in all colours - Disponible dans toutes les couleurs - In allen Farben erhältlich - Se comercializas en todos los colores

PESI E IMBALLI . WEIGHT AND PACKAGING . POIDS ET EMBALLAGES . GEWICHTE UND VERPACKUNGEN . PESOS Y EMBALLAJES

	SPESSORE THICKNESS	Pz x	Mq x	Kg x	x	Mq x	Kg x
80x80	20	1	0,64	28,26	26	16,64	734,76
80x80 Gradone Lineare	20	1	0,80 ML	28,26			
80x80 Gradone Angolare	20	1	0,80 ML	28,26			
15x80x4 Elemento L	20	2	1,60 ML	14,00			
20x80 Griglia	20	1	0,80 ML	7,00			
20x20 Griglia	20	4	0,80 ML	7,00			

denverstone 20MM

GRES PORCELLANATO A TUTTA MASSA
WHOLE-BODY PORCELAIN STONEWARE / GRÉS CÉRAME PLEINE MASSE
VOLLMASSIGE FEINSTEINZEUG / GRES PORCELÁNICO CON COLOR EN TODA MASA



Dispone di superfici coordinate per interno.
Matching surfaces for indoor applications are available.
Dispose de surfaces coordonnées pour l'intérieur.
Es sind aufeinander abgestimmte Oberflächen für den Innenbereich erhältlich.
Dispone de superficies coordinadas para interiores



DE WHITE



P007585 60x60 nat. 20MM □177 ○177
P007589 60x60 rett. 20MM □180 ○180

DE GREY




P007586 60x60 nat. 20MM □177 ○177
P007590 60x60 rett. 20MM □180 ○180

DE SILVER MIX



P007587 60x60 nat. 20MM □177 ○177
P007591 60x60 rett. 20MM □180 ○180

DE ANTRACITE



P007588 60x60 nat. 20MM □177 ○177
P007592 60x60 rett. 20MM □180 ○180

BECCO CIVETTA
BECCO TORO

Gradone Lineare ☼
30x60 20MM
becco civetta nat. ☆203
becco civetta rett. ☆207
becco toro nat. ☆213
becco toro rett. ☆215

Gradone Lineare ☼
60x60 20MM
becco civetta nat. ☆221
becco civetta rett. ☆233
becco toro nat. ☆223
becco toro rett. ☆235

Gradone Angolare ☼
60x60 20MM
becco civetta nat. ☆252
becco civetta rett. ☆252
becco toro nat. ☆257
becco toro rett. ☆258

Elemento L ☼
4x15x60 20MM
rett. ☆233

Griglia ☼
20x60 20MM
rett. ☆260

Angolo Griglia ☼
20x20 20MM
rett. ☆258

☼ DISPONIBILE IN TUTTI I COLORI - Available in all colours - Disponible dans toutes les couleurs - In allen Farben erhältlich - Se comercializa en todos los colores

PESI E IMBALLI . WEIGHT AND PACKAGING . POIDS ET EMBALLAGES . GEWICHTE UND VERPACKUNGEN . PESOS Y EMBALLAJES

	SPESSORE THICKNESS	Pz x	Mq x	Kg x	x	Mq x	Kg x
60x60	20	2	0,72	31,80	32	23,04	1040,00
30x60 Gradone Lineare	20	1	0,60 ML	8,00			
60x60 Gradone Lineare	20	2	1,20 ML	31,80			
60x60 Gradone Angolare	20	2	1,20 ML	31,80			
15x60x4 Elemento L	20	2	1,20 ML	10,00			
20x60 Griglia	20	2	1,20 ML	8,00			
20x20 Angolo Griglia	20	4	0,80 ML	7,00			

DE Silver Mix 60x60 nat. 20MM

shade 20MM

GRES PORCELLANATO A TUTTA MASSA
WHOLE-BODY PORCELAIN STONEWARE / GRÉS CÉRAMÉ PLEINE MASSE
VOLLMASSIGE FEINSTEINZEUG / GRES PORCELÁNICO CON COLOR EN TODA MASA




Dispone di superfici coordinate per interno.
Matching surfaces for indoor applications are available.
Disposé de surfaces coordonnées pour l'intérieur.
Es sind aufeinander abgestimmte Oberflächen für den Innenbereich erhältlich.
Dispone de superficies coordinadas para interiores



SH GHIACCIO



P007626 **80x80** nat. 20MM □185 ○185
P007629 **80x80** rett. 20MM □189 ○189



P006832 **40x80** nat. 20MM □184 ○184
P006835 **40x80** rett. 20MM □189 ○189

SH NOTTE



P007625 **80x80** nat. 20MM □185 ○185
P007628 **80x80** rett. 20MM □189 ○189



P006833 **40x80** nat. 20MM □184 ○184
P006836 **40x80** rett. 20MM □189 ○189


SH SABBIA



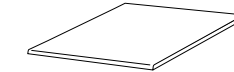
P007627 **80x80** nat. 20MM □185 ○185
P007630 **80x80** rett. 20MM □189 ○189



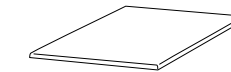
P007425 **40x80** nat. 20MM □184 ○184
P007426 **40x80** rett. 20MM □189 ○189



Elemento L
4x15x80 20MM
rett. ☆251



Gradone Lineare
80x80 20MM
becco civetta nat. ☆260
becco civetta rett. ☆262
becco toro nat. ☆264
becco toro rett. ☆268



Gradone Angolare
80x80 20MM
becco civetta nat. ☆272
becco civetta rett. ☆273
becco toro nat. ☆273
becco toro rett. ☆273



Gradone Lineare
40x80 20MM
becco civetta nat. ☆233
becco civetta rett. ☆243
becco toro nat. ☆243
becco toro rett. ☆251




Gradone Angolare
40x40 20MM
becco civetta nat. ☆221
becco civetta rett. ☆225
becco toro nat. ☆235
becco toro rett. ☆239



Griglia
20x80 20MM
rett. ☆273



Angolo Griglia
20x20 20MM
rett. ☆258



● DISPONIBILE IN TUTTI I COLORI - Available in all colours - Disponible dans toutes les couleurs - In allen Farben erhältlich - Se comercializan en todos los colores

PESI E IMBALLI . WEIGHT AND PACKAGING . POIDS ET EMBALLAGES . GEWICHTE UND VERPACKUNGEN . PESOS Y EMBALLAJES

	SPESORE THICKNESS	Pz x	Mq x	Kg x	x	Mq x	Kg x
80x80	20	1	0,64	28,26	26	16,64	734,76
40x80	20	2	0,64	28,30	24	15,36	685,00
80x80 Gradone Lineare	20	1	0,80 ML	28,26			
40x80 Gradone Lineare	20	2	1,60 ML	28,30			
80x80 Gradone Angolare	20	1	0,80 ML	28,26			
40x80 Gradone Angolare	20	2	1,60 ML	28,30			
15x80x4 Elemento L	20	2	1,60 ML	14,00			
20x80 Griglia	20	1	0,80 ML	7,00			
20x20 Angolo Griglia	20	4	0,80 ML	7,00			

patina 20MM

GRES PORCELLANATO A TUTTA MASSA
WHOLE-BODY PORCELAIN STONEWARE / GRÉS CÉRAME PLEINE MASSE
VOLLMASSIGE FEINSTEINZEUG / GRES PORCELÁNICO CON COLOR EN TODA MASA



Dispone di superfici coordinate per interno.
Matching surfaces for indoor applications are available.
Dispose de surfaces coordonnées pour l'intérieur.
Es sind aufeinander abgestimmte Oberflächen für den Innenbereich erhältlich.
Dispone de superficies coordinadas para interiores



PA GRIGIO



P007174 **40x120** nat. **20MM**
□186 ○186 (€ 98,60)
P007177 **40x120** rett. **20MM**
□187 ○187 (€ 112,79)

PA BEIGE

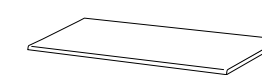


P007175 **40x120** nat. **20MM**
□186 ○186 (€ 98,60)
P007178 **40x120** rett. **20MM**
□187 ○187 (€ 112,79)

PA CASTANO



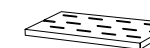
P007176 **40x120** nat. **20MM**
□186 ○186 (€ 98,60)
P007179 **40x120** rett. **20MM**
□187 ○187 (€ 112,79)



Gradone Lineare ●
40x120 20MM
becco civetta nat. ☆264
becco civetta rett. ☆268
becco toro nat. ☆270
becco toro rett. ☆272




Elemento L ●
4x15x120 20MM
rett. ☆235



Griglia ●
20x60 20MM
rett. ☆275



Angolo Griglia ●
20x20 20MM
rett. ☆258



● DISPONIBILE IN TUTTI I COLORI - Available in all colours - Disponible dans toutes les couleurs - In allen Farben erhältlich - Se comercializas en todos los colores

PESI E IMBALLI . WEIGHT AND PACKAGING . POIDS ET EMBALLAGES . GEWICHTE UND VERPACKUNGEN . PESOS Y EMBALLAJES

	SPESSORE THICKNESS	Pz x	Mq x	Kg x	x	Mq x	Kg x
40x120	20	1	0,48	23,50	54	25,92	1290,00
40x120 Gradone Lineare	20	1	1,20 ML	23,50			
15x120x4 Elemento L	20	1	1,20 ML	12,00			
20x60 Griglia	20	2	1,20 ML	8,00			
20x20 Angolo Griglia	20	4	0,80 ML	7,00			

V.360 20MM


GRES PORCELLANATO A TUTTA MASSA
WHOLE-BODY PORCELAIN STONEWARE / GRÉS CÉRAME PLEINE MASSE
VOLLMASSIGE FEINSTEINZEUG / GRES PORCELÁNICO CON COLOR EN TODA MASA



Dispone di superfici coordinate per interno.
Matching surfaces for indoor applications are available.
Dispose de surfaces coordonnées pour l'intérieur.
Es sind aufeinander abgestimmte Oberflächen für den Innenbereich erhältlich.
Dispone de superficies coordinadas para interiores




V.360 WHITE



P006610 **40x80** nat. **20MM**
□184 ○184
P006613 **40x80** rett. **20MM**
□189 ○189

V.360 GREY



P006611 **40x80** nat. **20MM**
□184 ○184
P006614 **40x80** rett. **20MM**
□189 ○189

V.360 BLACK



P006612 **40x80** nat. **20MM**
□184 ○184
P006615 **40x80** rett. **20MM**
□189 ○189



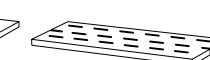
Gradone Lineare ●
40x80 20MM
becco civetta nat. ☆233
becco civetta rett. ☆243
becco toro nat. ☆243
becco toro rett. ☆251



Gradone Angolare ●
40x40 20MM
becco civetta nat. ☆221
becco civetta rett. ☆225
becco toro nat. ☆235
becco toro rett. ☆239



Elemento L ●
4x15x80 20MM
rett. ☆251



Griglia ●
20x80 20MM
rett. ☆273



Angolo Griglia ●
20x20 20MM
rett. ☆258



BECCO CIVETTA



BECCO TORO

● **DISPONIBILE IN TUTTI I COLORI** - Available in all colours - Disponible dans toutes les couleurs - In allen Farben erhältlich - Se comercializas en todos los colores

PESI E IMBALLI . WEIGHT AND PACKAGING . POIDS ET EMBALLAGES . GEWICHTE UND VERPACKUNGEN . PESOS Y EMBALLAJES

	SPESSORE THICKNESS	Pz x	Mq x	Kg x	x	Mq x	Kg x
40x80	20	2	0,64	28,30	24	15,36	685,00
40x80 Gradone Lineare	20	2	1,60 ML	28,30			
40x40 Gradone Angolare	20	2	1,60 ML	28,30			
15x80x4 Elemento L	20	2	1,60 ML	14,00			
20x80 Griglia	20	1	0,80 ML	7,00			
20x20 Angolo Griglia	20	4	0,80 ML	7,00			

milano city 20MM

GRES PORCELLANATO A TUTTA MASSA
WHOLE-BODY PORCELAIN STONEWARE / GRÉS CÉRAMÉ PLEINE MASSE
VOLLMASSIGE FEINSTEINZEUG / GRES PORCELÁNICO CON COLOR EN TODA MASA



Dispone di superfici coordinate per interno.
Matching surfaces for indoor applications are available.
Dispose de surfaces coordonnées pour l'intérieur.
Es sind aufeinander abgestimmte Oberflächen für den Innenbereich erhältlich.
Dispone de superficies coordinadas para interiores



CITY GRIGIO



P006511 60x60 nat. 20MM □184 ○184
P009276 60x60 rett. 20MM □189 ○189

CITY ANTRACITE



P006512 60x60 nat. 20MM □184 ○184
P009275 60x60 rett. 20MM □189 ○189

CITY BEIGE



P006510 60x60 nat. 20MM □184 ○184
P009277 60x60 rett. 20MM □189 ○189



Carreaux céramiques pour revêtements de sol
<http://evaluation.cstb.fr>

City Grigio 60x60 cm
City Grigio Rett. 60x60 cm
City Antracite 60x60 cm
City Antracite Rett. 60x60 cm
City Beige 60x60 cm
City Beige Rett. 60x60 cm

Gradone Lineare 30x60 20MM becco civetta nat. ☆203 becco civetta rett. ☆207 becco toro nat. ☆213 becco toro rett. ☆215	Gradone Lineare 60x60 20MM becco civetta nat. ☆221 becco civetta rett. ☆233 becco toro nat. ☆223 becco toro rett. ☆235	Gradone Angolare 60x60 20MM becco civetta nat. ☆252 becco civetta rett. ☆252 becco toro nat. ☆257 becco toro rett. ☆258	Elemento L 4x15x60 20MM rett. ☆233	Griglia 20x60 20MM rett. ☆260	Angolo Griglia 20x20 20MM rett.8	BECCO CIVETTA	BECCO TORO

● DISPONIBILE IN TUTTI I COLORI - Available in all colours - Disponible dans toutes les couleurs - In allen Farben erhältlich - Se comercializas en todos los colores

PESI E IMBALLI . WEIGHT AND PACKAGING . POIDS ET EMBALLAGES . GEWICHTE UND VERPACKUNGEN . PESOS Y EMBALLAJES

	SPESSORE THICKNESS	Pz x	Mq x	Kg x	x	Mq x	Kg x
60x60	20	2	0,72	31,80	32	23,04	1040,00
30x60 Gradone Lineare	20	1	0,60 ML	8,00			
60x60 Gradone Lineare	20	2	1,20 ML	31,80			
60x60 Gradone Angolare	20	2	1,20 ML	31,80			
15x60x4 Elemento L	20	2	1,20 ML	10,00			
20x60 Griglia	20	2	1,20 ML	8,00			
20x20 Angolo Griglia	20	4	0,80 ML	7,00			

quarz design 20MM

GRES PORCELLANATO A TUTTA MASSA
WHOLE-BODY PORCELAIN STONEWARE / GRÉS CÉRAMÉ PLEINE MASSE
VOLLMASSIGE FEINSTEINZEUG / GRES PORCELÁNICO CON COLOR EN TODA MASA



Dispone di superfici coordinate per interno.
Matching surfaces for indoor applications are available.
Dispose de surfaces coordonnées pour l'intérieur.
Es sind aufeinander abgestimmte Oberflächen für den Innenbereich erhältlich.
Dispone de superficies coordinadas para interiores




QD ANTRACITE



P006291 **60x60** nat. **20MM** □184 ○184
P006342 **60x60** rett. **20MM** □189 ○189

QD FUMÉ



P006310 **60x60** nat. **20MM** □184 ○184
P006340 **60x60** rett. **20MM** □189 ○189

QD BEIGE



P006290 **60x60** nat. **20MM** □184 ○184
P006341 **60x60** rett. **20MM** □189 ○189

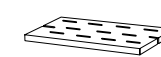


Carreaux céramiques pour revêtements de sol
<http://evaluation.cstb.fr>

QD Antracite 60x60 cm
QD Antracite Rett. 60x60 cm



Elemento L ●
4x15x60 20MM
rett. ☆233



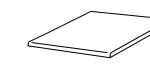
Griglia ●
20x60 20MM
rett. ☆260



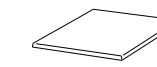
Angolo Griglia ●
20x20 20MM
rett. ☆258



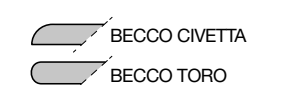
Gradone Lineare ●
30x60 20MM
becco civetta nat. ☆203
becco civetta rett. ☆207
becco toro nat. ☆213
becco toro rett. ☆215



Gradone Lineare ●
60x60 20MM
becco civetta nat. ☆221
becco civetta rett. ☆233
becco toro nat. ☆223
becco toro rett. ☆235



Gradone Angolare ●
60x60 20MM
becco civetta nat. ☆252
becco civetta rett. ☆252
becco toro nat. ☆257
becco toro rett. ☆258



● DISPONIBILE IN TUTTI I COLORI - Available in all colours - Disponible dans toutes les couleurs - In allen Farben erhältlich - Se comercializas en todos los colores

PESI E IMBALLI - WEIGHT AND PACKAGING - POIDS ET EMBALLAGES - GEWICHTE UND VERPACKUNGEN - PESOS Y EMBALLAJES

	SPESSORE THICKNESS	Pz x	Mq x	Kg x	x	Mq x	Kg x
60x60	20	2	0,72	31,80	32	23,04	1040,00
30x60 Gradone Lineare	20	1	0,60 ML	8,00			
60x60 Gradone Lineare	20	2	1,20 ML	31,80			
60x60 Gradone Angolare	20	2	1,20 ML	31,80			
15x60x4 Elemento L	20	2	1,20 ML	10,00			
20x60 Griglia	20	2	1,20 ML	8,00			
20x20 Angolo Griglia	20	4	0,80 ML	7,00			

MULTIPURPOSE SURFACES FOR RESIDENTIAL AND URBAN SPACES
DES SURFACES POLYVALENTES POUR LES ESPACES RÉSIDEN-
TIELS ET URBAINS
VIELSEITIGE OBERFLÄCHEN FÜR WOHN- UND STADT-
GEBIETE
SUPERFICIES MULTIUSO PARA ESPACIOS RESIDEN-
CIALES Y URBANOS

**superfici polifunzionali per
spazi residenziali e urbani**

30MM



30MM

30MM: più spessore, più resistenza, più versatilità.

Pastorelli interpreta l'outdoor e gli spazi cittadini con la nuova collezione ispirata a tre differenti pietre. "urban stone", 30MM di materia e bellezza calibrati per maggiori sollecitazioni: traffico leggero su ruota con posa a secco; traffico urbano con posa su massetto.

30MM: more thickness, more resistance, more versatility.

Pastorelli interprets outdoor and city spaces with the new collection inspired by three different stones. "urban stone", 30MM of material and beauty calibrated for greater stresses: light wheeled traffic with dry laying; urban traffic with laying on screed.

30MM : plus d'épaisseur, plus de résistance, plus de polyvalence.

Pastorelli interprète les espaces extérieurs et urbains avec la nouvelle collection inspirée de trois pierres différentes. « urban stone », 30MM de matière et de beauté calibrées pour plus de contraintes : trafic léger sur roues avec pose à sec ; trafic urbain avec pose sur chape.

30MM: Grössere Stärke, Grössere Widerstandsfähigkeit, Grössere Vielseitigkeit.

Pastorelli Interpretiert Den Aussenbereich Und Die Städtischen Bereiche Mit Der Neuen Kollektion, Die Von Drei Verschiedenen Steinen Inspiriert Wird. "Urban Stone", 30MM Materie Und Schönheit, Kalibriert Für Stärkere Belastungen: Leichter Verkehr Aus Rädern Bei Trockener Verlegung; Städtischer Verkehr Bei Verlegung Auf Estrich.

30MM: más espesor, más resistencia, más versatilidad.

Pastorelli interpreta exteriores y espacios ciudadanos con la nueva colección inspirada en tres diferentes piedras. "urban stone", 30MM de materia y belleza calibrados para mayores sollicitaciones: tráfico ligero sobre ruedas con colocación en seco; tráfico urbano con colocación sobre capa de relleno.




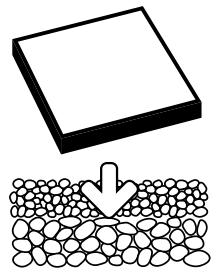
Posa a secco.
Dry laying.
Pose à sec.
Trockene verlegung.
Colocación en seco.



US Piacentina 40x80 rett. 30MM

pavimentazioni carrabili senza collanti

FLAT TRAFFICABLE PAVING WITHOUT GLUES
DES DALLAGES CARROSSABLES SANS COLLES
BEFAHRBARE BODENBELÄGE OHNE KLEBSTOFF
PAVIMENTACIONES TRANSITABLES SIN ADHESIVOS



light traffic

Posato a secco, resiste alle sollecitazioni degli spazi urbani segnati da traffico leggero di veicoli a quattro ruote e due ruote, come piccole aree di parcheggio piste ciclabili, marciapiedi pedonali, piazze.

La pavimentazione della linea 30MM va posata su una base di aggregate lapidei di varia granulometria compattati, in maniera analoga a quanto viene fatto per la posa di lastre di pietra e manufatti cementizi, ad eccezione dell'utilizzo per la linea 30MM dei distanziatori in materiale plastico.

Laid dry, it resists the stresses of urban spaces marked by light traffic of four-wheeled and two-wheeled vehicles, such as small parking areas, cycle paths, pavements, pedestrian walkways and squares.

The 30MM line flooring should be laid on a base of compacted stone aggregates of various grain sizes, similar to the procedure for the laying of stone slabs and cement artefacts, except for the use of plastic spacers in the 30MM line.

Posé à sec, il résiste aux contraintes des espaces urbains marqués par une circulation légère de véhicules à quatre et deux roues, tels que les petits parkings, les pistes cyclables, les trottoirs, les zones piétonnes, les places.

Le revêtement de sol de la ligne 30MM doit être posé sur une base de granulats de pierre compactés d'une granulométrie différente, de la même manière que pour la pose de dalles de pierre et d'éléments en plastique, à l'exception de l'utilisation d'entretoises en plastique pour la ligne 30MM.

Trocken verlegt widersteht er den Belastungen der städtischen Bereiche, die durch leichten Verkehr von vier- und zweirädrigen Fahrzeugen geprägt sind, wie kleine Parkflächen, Fahrradwege, Fußwege, Fußgängerzonen, Plätze.

Der Bodenbelag der Linie zu 30MM wird auf einem verdichteten Untergrund von Agglomeratsteinen unterschiedlicher Korngröße verlegt, wie dies analog dazu beim Verlegen von Steinplatten und Betonteilen erfolgt, mit der Ausnahme, dass bei der Linie zu 30MM die Abstandhalter aus Kunststoff zum Einsatz kommen.

Colocado en seco, resiste a las solicitaciones de los espacios urbanos destinados a tráfico ligero de vehículos de cuatro ruedas y dos ruedas, tales como pequeñas áreas de estacionamiento, pistas ciclabiles, aceras, pasos peatonales y plazas.

La pavimentación de la línea 30MM debe ser colocada sobre una base de agregados lapídeos compactados de diferentes granulometrías, de manera análoga a lo que se hace para la colocación de planchas de piedra y cementosas, exceptuado el uso para la línea 30MM de los separadores de material plástico.

30MM

Distanziatori.
Spacers.
Entretoise.
Abstandhalter.
Separador.

Ghiaino spaccato 5 cm.
Split gravel.
Gravier fendu.
Splitt.
Grava partida.

Stabilizzato 10 cm.
Stabilised material.
Pierre stabilisée.
Stabilisator.
Estabilizado.


Pietrisco 30 cm.
Crushed stone.
Pierre concassée.
Schotter.
Balasto.

Tessuto non tessuto.
Geotextile.
Geotextile.
Kunststoff-Gewebe.
Tejido no tejido.


Terreno.
Ground.
Terrain.
Erdboden.
Terreno.



Posa facile e veloce.
Quick and easy to install.
Pose facile et rapide.
Einfache und schnelle Verlegung.
Colocación rápida y fácil.



Facilmente removibile.
Easy to remove.
Facilement amovible.
Leicht abnehmbar.
Fácilmente removible.



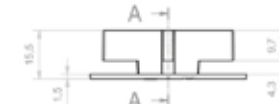
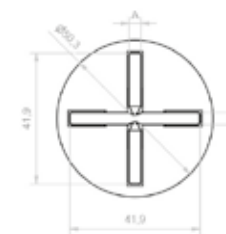
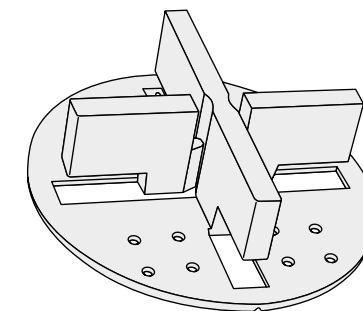
Riutilizzabile.
Reusable.
Réutilisable.
Wiederverwendbar.
Reutilizable.



Ispezionabile.
Readily serviceable.
Peut-être inspecté.
Inspizierbar.
Inspeccionable.



Permette il deflusso dell'acqua.
Allows water drainage.
Permet à l'eau de s'écouler.
Erlaubt den Wasserabfluss.
Permite la salida del agua.



Il Distanziatore Mini DM in materiale plastico consente di mantenere regolare l'ampiezza delle fughe e di creare una pavimentazione stabile, evitando il contatto fra lastre adiacenti. Se ne consiglia sempre l'utilizzo.

The Mini DM plastic Spacer is used to keep the width of the joints regular and to create a stable flooring, avoiding contact between adjacent slabs. The following are always recommended.


L'Entretoise Mini DM en plastique permet de maintenir une largeur régulière des joints et de créer un sol stable en évitant le contact entre les dalles adjacentes. Son utilisation est toujours recommandée.

Der Abstandhalter Mini DM besteht aus Kunststoff und ermöglicht es, die Fugenbreite gleichmäßig zu halten sowie einen stabilen Bodenbelag zu schaffen, wobei der Kontakt zwischen nebeneinander befindlichen Platten vermieden wird. Zu seiner Verwendung wird stets geraten.

El Separador Mini DM en material plástico permite mantener uniformidad de amplitud de las juntas e instalar una pavimentación estable, evitando el contacto entre planchas adyacentes. Se aconseja siempre su uso.

posa su massetto cementizio

LAYING ON CEMENT SCREED
POSE SUR CHAPE EN CIMENT
VERLEGUNG AUF ZEMENTESTRICH
COLOCACIÓN SOBRE CAPA DE RELLENO CEMENTOSA



In contesti di aree aperte al traffico urbano il prodotto va posato su massetto cementizio con malta d'allettamento. Le tecniche sono equivalenti a quelle utilizzate per la posa di materiale naturale con la differenza che i prodotti della linea 30MM hanno un minor grado di assorbimento d'acqua e sono quindi ingelivi e inattaccabili dai sali.

In contexts of areas accessible to urban traffic, the product must be laid on a cement screed with bedding mortar. The techniques are equivalent to those used for the laying of natural material with the difference that the products of the 30MM line have a lower degree of water absorption and are therefore frost-proof and protected from salts.

Dans les zones ouvertes à la circulation urbaine, le produit doit être posé sur une chape de ciment avec du mortier. Les techniques équivalent à celles utilisées pour la pose d'un matériau naturel, à la différence que les produits de la ligne 30MM présentent un degré d'absorption d'eau inférieur et sont donc résistants au gel, inattaquables par les sels.

In für den städtischen Verkehr geöffneten Bereichen wird das Produkt im Mörtelbett auf Zementestrich verlegt. Die Techniken sind äquivalent zu denen für die Verlegung von natürlichem Material verwendeten, mit dem Unterschied, dass die Produkte der Linie zu 30MM einen geringeren Grad der Wasseraufnahme aufweisen, somit frostbeständig und nicht von den Salzen angreifbar sind.

En contextos de áreas abiertas al tráfico urbano, el producto debe ser colocado sobre capa de relleno cementosa con mortero de aplicación. Las técnicas son equivalentes a aquellas utilizadas para la colocación de material natural, con la diferencia de que los productos de la línea 30MM tienen un menor grado de absorción de agua, por lo que son resistentes a las heladas e inatacables por sales.

30MM

Fugante cementizio.
Cement grout.
Joint de ciment.
Fugenverfüeller mit Zement.
Mortero juntas cementicio.

Massetto d'allettamento.
Mortar bedding.
Mortier pour lit de pose.
Estrichbett.
Capa de preparación.

Tessuto non tessuto.
Geotextile.
Geotextile.
Kunststoff-Gewebe.
Tejido no tejido.

Massetto cementizio.
Cement screed.
Chape de ciment.
Zementestrich.
Capa de relleno cementicia.



Posa su massetto cementizio.
Laying on cement screed.
Pose sur chape en ciment.
Verlegung auf Zementestrich.
Colocación sobre capa de relleno cementosa.



US Ardesia Mix 40x80 rett. 30MM





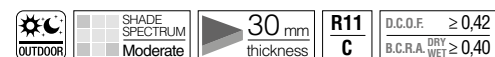
Posa su massetto cementizio.
Laying on cement screed.
Pose sur chape en ciment.
Verlegung auf Zementestrich.
Colocación sobre capa de relleno cementosa.



US Ardesia Mix 40x80 rett. 30MM

urban stone

GRES PORCELLANATO A TUTTA MASSA
WHOLE-BODY PORCELAIN STONEWARE / GRÉS CÉRAME PLEINE MASSE
VOLLMASSIGE FEINSTEINZEUG / GRES PORCELÁNICO CON COLOR EN TODA MASA



RIVESTIMENTO / WALL:
Collection WI:SH: WI Acciaio 120x260

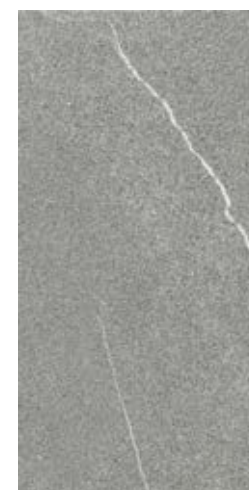
PAVIMENTO / FLOOR:
US Piacentina 40x80 rett. 30MM

US SALENTINA



P008787 **40x80** nat. **30MM**
□195 ○195
P008790 **40x80** rett. **30MM**
□200 ○200

US PIACENTINA



P008789 **40x80** nat. **30MM**
□195 ○195
P008792 **40x80** rett. **30MM**
□200 ○200

US ARDESIA MIX



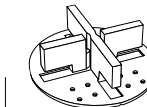
P008788 **40x80** nat. **30MM**
□195 ○195
P008791 **40x80** rett. **30MM**
□200 ○200



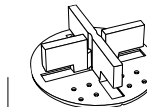
Gradone Lineare ●
40x80 30MM
becco toro nat. ☆262
becco toro rett. ☆264



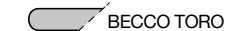
Gradone Angolare ●
40x80 SX/DX 30MM
becco toro nat. ☆273
becco toro rett. ☆273



Distanziatore ☆193
Spacer
Ecarteur
Zwischenstück
Espaciador



Distanziatore con puntale ☆213
Spacer with tip
Ecarteur avec embout
Zwischenstück mit Spitze
Espaciador con punta



BECCO TORO

● **DISPONIBILE IN TUTTI I COLORI** - Available in all colours - Disponible dans toutes les couleurs - In allen Farben erhältlich - Se comercializas en todos los colores

PESI E IMBALLI . WEIGHT AND PACKAGING . POIDS ET EMBALLAGES . GEWICHTE UND VERPACKUNGEN . PESOS Y EMBALLAJES

	SPESSORE THICKNESS	Pz x	Mq x	Kg x	x	Mq x	Kg x
40x80	30	1	0,32	22,00	54	17,28	1208,00
40x80 Gradone Lineare	30	1	0,80 ML	22,00			
40x80 Gradone Angolare SX / DX	30	1	0,80 ML	22,00			

TECHNICAL DATA
RENSEIGNEMENTS TECHNIQUES
TECHNISCHE INFORMATIONEN
INFORMACIONES TÉCNICAS

Informazioni tecniche

modular system

cos'è modular system?

WHAT IS MODULAR SYSTEM?
QU'EST-CE QUE MODULAR SYSTEM?
WAS IST MODULAR SYSTEM?
¿QUÉ ES MODULAR SYSTEM?

Con Modular System Ceramica Pastorelli propone prodotti di ultima generazione in formati appositamente pensati per la realizzazione di vari tipi posa modulare.

Questi schemi di posa portano le caratteristiche tecniche della serie Modular System incontro alla richiesta di una estetica nuova ed accattivante, non solo nella grafica e nelle superfici, ma anche nel miscelarsi dei formati.

Non di meno, vi aiuta nell'avere tutto quello che vi serve già pronto per la posa.

With Modular System, Ceramica Pastorelli offers next-gen products in formats specially designed to create a variety of modular pattern installations.

These layouts bear the technical features of the Modular System range, meeting the demand for a new and eye-catching look-not just in its graphics and surfaces, but in the mix of formats as well.

Not least, it helps you with all you need ready for installation.

Avec Modular System Ceramica Pastorelli propose des produits de dernière génération dans des formats spécialement conçus pour la réalisation de différents types de pose modulaire.

Ces schémas de pose portent les caractéristiques techniques de la série Modular System face à la demande d'un nouveau design attrayant, non seulement dans les décorations et les surfaces, mais aussi dans le mélange des formats.

Elle vous permet, en plus, de disposer de tout le nécessaire déjà prêt pour la pose.

Mit Modular System bietet Ceramica Pastorelli Produkte der neuesten Generation in Formaten an, die speziell für die Umsetzung verschiedener Arten von modularer Verlegung gedacht sind.


Diese Verlegelösungen sorgen dafür, dass die technischen Merkmale der Serie Modular System der Nachfrage nach einer neuen, ansprechenden Ästhetik nicht nur grafisch und oberflächlich, sondern auch durch die Kombinationsmöglichkeit der Formate nachkommen.

Ein weiterer wichtiger Pluspunkt: Sie erhalten alle nötigen Materialien verlegungsbereit.

Con Modular System, Ceramica Pastorelli propone productos de última generación en formatos especialmente diseñados para la ejecución de varios tipos de colocación modular.

Estos esquemas de colocación presentan las características técnicas de la serie Modular System, destinadas a satisfacer la demanda de una estética nueva y cautivante, no solo en cuanto a gráfica y superficies, sino también respecto de la combinación de los formatos.

Además le ayuda a Ud. poniendo a su disposición conjuntamente todo lo que necesita, ya listo para efectuar la colocación.



LA POSA DEL MODULAR SYSTEM

LAYING THE MODULAR SYSTEM
LA POSE DU MODULAR SYSTEM
DIE VERLEGUNG DES MODULAR SYSTEM
LA COLOCACIÓN DEL MODULAR SYSTEM

La scatola del Modular SYSTEM facilita la posa creativa e naturale di più formati.

Questa confezione dà la possibilità di numerose soluzioni di posa perché è composta da più formati. Tuttavia è possibile seguire uno o più schemi fissi basati sul contenuto di ogni scatola e ripetibili su grandi superfici.

The Modular SYSTEM box offers an easy solution for a creative and natural installation, combining different sizes.

This packaging gives you the possibility to create several installation patterns thanks to the various sizes within the box. However, it is possible to follow one or more fixed patterns, which are based on the contents of each single box, and can be easily repeated on large surfaces.

Le kit Modular SYSTEM permet la pose créative et naturelle de plusieurs formats.

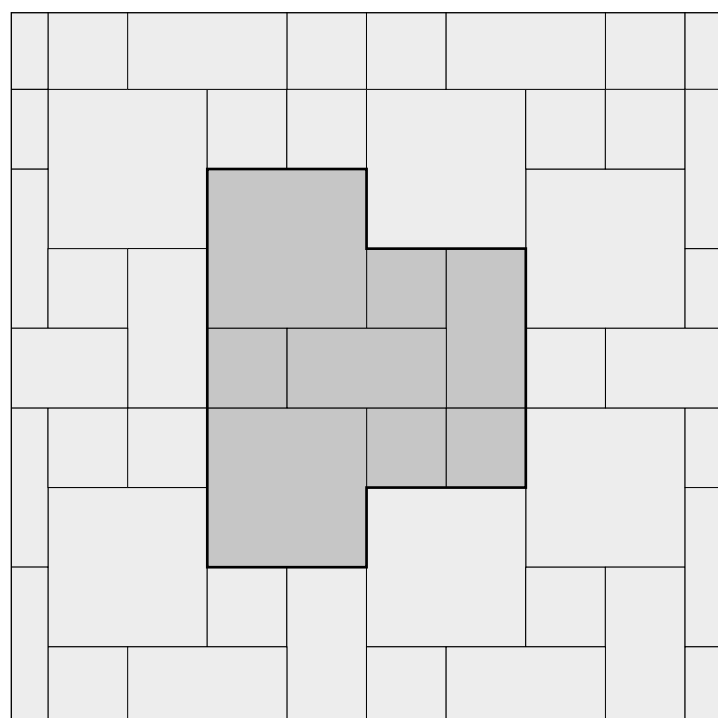
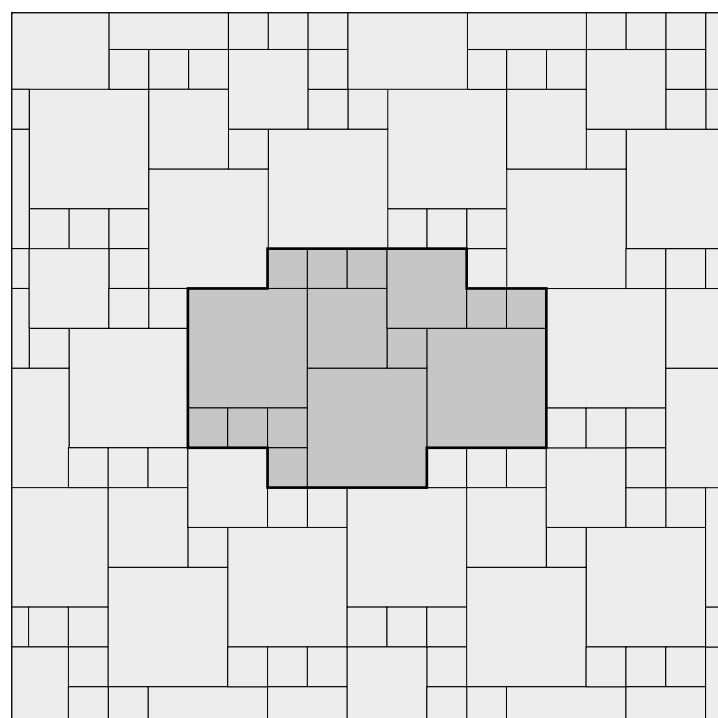
Ce kit offre de nombreuses solutions de pose car il est composé par différents formats. Il est toutefois possible de suivre un ou plusieurs schémas fixes de pose, basés sur le contenu de chaque boîte, également valables pour les grandes surfaces.

Der Inhalt des Kartons Modular SYSTEM vereinfacht die kreative Verlegung, bietet die Möglichkeit einer kreativen und natürlichen Verlegung von verschiedenen Formaten.

Man kann einer der auf dem Karton angegebenen Verlegungsarten wählen, die sich leicht auf große Oberflächen übertragen lassen.

La caja del Modular SYSTEM facilita la posa creativa y natural de una pluralidad de formatos.

Dicho embalaje ofrece la posibilidad de numerosas soluciones de posa en cuanto está compuesto por más formatos. Sin embargo, es posible seguir uno o más esquemas fijos según el contenido de cada caja y repetibles sobre grandes superficies.



SERIE: **MARMI ANTICHI** / pag. *Pag. 112*

45x45	3 Pz.	S005886	ALABASTRO MODULAR 45
30x30	2 Pz.	S005884	ANTICO MODULAR 45
15x15	10 Pz.	S005885	CLASSICO MODULAR 45
		S005883	REALE MODULAR 45

SPECIALE CONFEZIONE MODULARE A 15 PEZZI.

Special Modular packaging 15 pcs.
Emballage special 15 pcs.
Sonder Verpackung 15 stck.
Embalaje especial modular con 15 piezas.

SERIE: **DENVERSTONE** / pag. *Pag. 52*

60x60	2 Pz.	P008966	DE ANTRACITE MODULAR 60
30x60	2 Pz.	P008967	DE GREY MODULAR 60
30x30	4 Pz.	P008969	DE SILVER MIX MODULAR 60
		P008968	DE WHITE MODULAR 60

SPECIALE CONFEZIONE MODULARE A 8 PEZZI.

Special Modular packaging 8 pcs.
Emballage special 8 pcs.
Sonder Verpackung 8 stck.
Embalaje especial modular con 8 piezas.



Denverstone Grey 60x60 - 30x60 - 30x30

SOLUZIONI EVOLUTE PER LA POSA MODULARE.

ADVANCED SOLUTIONS FOR MODULAR LAYING
DES SOLUTIONS AVANCÉES POUR LA POSE MODULAIRE
MODERNE LÖSUNGEN FÜR DIE MODULARE VERLEGUNG
SOLUCIONES AVANZADAS PARA LA COLOCACIÓN MODULAR

Questi articoli sono forniti già pronti per un montaggio modulare.

Ogni schema di posa è disponibile su alcune serie di prodotti, che vengono forniti rettificati e già su un unico pallet secondo le quantità necessarie, come da tabella.

Gli articoli sono ordinabili solo a pallet completi.

These items are supplied ready for installation in a modular pattern.

Each layout is available on some product ranges, supplied rectified and already within a single pallet according to the quantities required, as per the table.

The items can be ordered only in complete pallets.

Ces articles sont fournis déjà prêts pour un montage modulaire.

Chaque schéma de pose est disponible sur certaines séries de produits, qui sont fournis rectifiés et déjà sur une seule palette en fonction des quantités nécessaires, comme dans le tableau.

Les articles peuvent être commandés uniquement par palettes complètes.

Diese Artikel werden bereits für eine modulare Montage bereit geliefert.

Jede Verlegelösung ist für einige Produktserien erhältlich, die rektifiziert und in den notwendigen Mengen entsprechend der Tabelle zusammen auf einer Palette geliefert.

Diese Artikel können nur in ganzen Paletten bestellt werden.


Estos artículos son proporcionados ya listos para efectuar un montaje modular.

Cada esquema de colocación está disponible para algunas series de productos, los que se suministran rectificados y sobre un único palet en las cantidades necesarias, según se indica en la tabla.

Los pedidos de los artículos pueden efectuarse solo por palets completos.



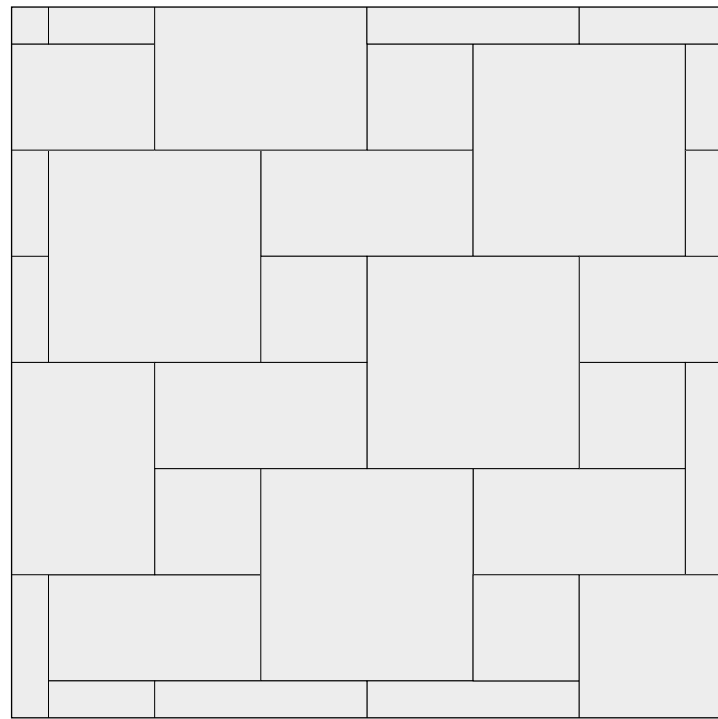
P1



SERIE: **MULTISTONE** / pag. *Pag. 72*

60x90	10 Pz.
60x60	20 Pz.
30x60	10 Pz.
30x30	20 Pz.


P2



SERIE: **SHADE** / pag. *Pag. 168*
 SERIE: **VANGUARD** / pag. *Pag. 176*

80x80	14 Pz.
40x80	15 Pz.
40x40	15 Pz.

P3



SERIE: **DENVERSTONE** / pag. *Pag. 52*
 SERIE: **FREESPACE** / pag. *Pag. 156*

60x60	28 Pz.
30x60	30 Pz.
30x30	30 Pz.



□195



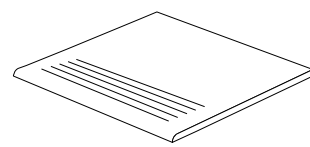
□195



□185

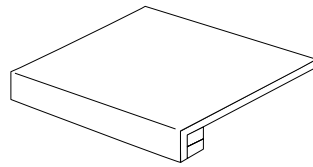
pezzi speciali

SPECIAL TRIMS
PIECES SPECIALES
SONDERSTÜCKE
PIEZAS ESPECIALES



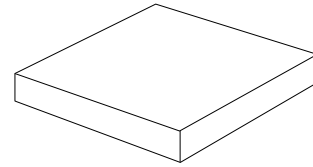
Gradino
Step/stair
Marche
Stufe
Peldaño

MARMI ANTICHI 116
QUARZ DESIGN 90
RIVERSIDE 104
V.360 82



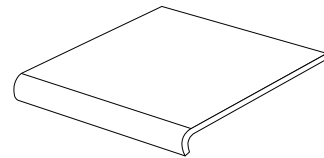
Gradone "assemblato"
Preassembled step/stair
Grande marche assemblée
Zusammengesetzte Stufe
Escalón ensamblado

ARKÈ 196
AXEL 206
BIOPHILIC 32
DENVERSTONE 60
FREESPACE 162
KOMI 214
MADERA 222
MILANO CITY 152
MULTISTONE 76
PATINA 228
QUARZ DESIGN 90
SENTIMENTO 142
SHADE 172
STONES DU MONDE 70
SUNSHINE 44
V.360 82
VANGUARD 180
WI.SH 129



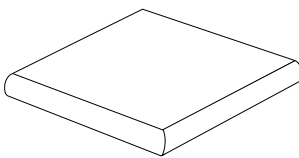
Gradone angolare "assemblato"
Preassembled corner step/stair
Grande marche angulaire assemblée
Zusammengesetzte Eckstufe
Escalón angular ensamblado

BIOPHILIC 32
DENVERSTONE 60
FREESPACE 162
MILANO CITY 152
MULTISTONE 76
QUARZ DESIGN 90
SENTIMENTO 142
SHADE 172
STONES DU MONDE 70
SUNSHINE 44
V.360 82
VANGUARD 180
WI.SH 129



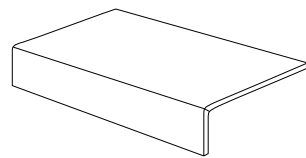
Gradone lineare
Linear step/stair
Grande marche linéaire
Lineare Stufe
Escalón lineal

STONES DU MONDE 70
TAILORMADE 96



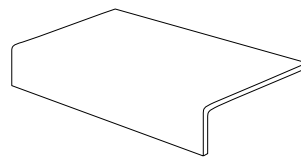
Gradone angolare
Corner step/stair
Grande marche angulaire
Eckstufe
Escalón angular

TAILORMADE 96



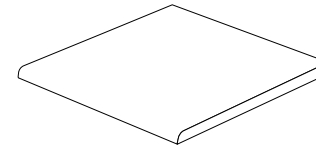
Elemento ad L "assemblato"
Single-piece L-preassembled
Élément en "L" assemblée
Zusammengesetzte Schenkel
Elemento en "L" ensamblado

QUARZ DESIGN 90
V.360 82



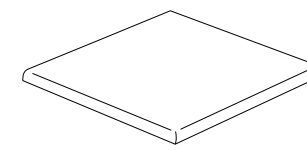
Elemento ad L monolitico "pressato"
Pressed single-piece L-shaped tile
Élément en "L" monolithique « Pressé »
"Gepresster" monolithischer Schenkel
Elemento en "L" monolítico "Prensado"

AYERS ROCK 110
FIRENZE 236



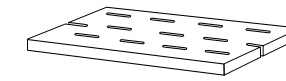
20MM
Gradone lineare
Linear step/stair
Grande marche linéaire
Lineare Stufe
Escalón lineal

ARKÈ 257
BIOPHILIC 253
DENVERSTONE 267
FREESPACE 255
MILANO CITY 275
MULTISTONE 259
PATINA 271
QUARZ DESIGN 277
SENTIMENTO 261
SHADE 269
STONES DU MONDE 263
V.360 273
VANGUARD 265



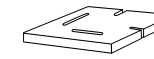
20MM
Gradone angolare
Corner step/stair
Grande marche angulaire
Eckstufe
Escalón angular

BIOPHILIC 253
DENVERSTONE 267
FREESPACE 255
MILANO CITY 275
MULTISTONE 259
QUARZ DESIGN 277
SENTIMENTO 261
SHADE 269
V.360 273
VANGUARD 265



20MM
Griglia
Draining Grid
Caniveau
Gitter
Rejilla Drenaje

BIOPHILIC 253
DENVERSTONE 267
FREESPACE 255
MILANO CITY 275
MULTISTONE 259
PATINA 271
QUARZ DESIGN 277
SENTIMENTO 261
SHADE 269
V.360 273
VANGUARD 265



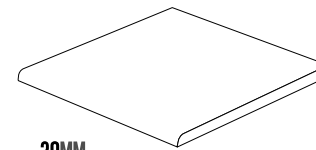
20MM
Angolo Griglia
Draining Grid Corner
Angle Caniveau
Gitterecke
Esquina rejilla drenaje

BIOPHILIC 253
DENVERSTONE 267
FREESPACE 255
MILANO CITY 275
MULTISTONE 259
PATINA 271
QUARZ DESIGN 277
SENTIMENTO 261
SHADE 269
V.360 273
VANGUARD 265



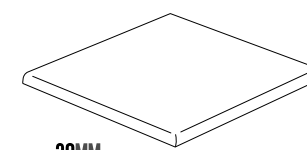
20MM
Elemento ad L
Single-piece L
Élément en "L"
Schenkel
Elemento en "L"

ARKÈ 257
BIOPHILIC 253
DENVERSTONE 267
FREESPACE 255
MILANO CITY 275
MULTISTONE 259
PATINA 271
QUARZ DESIGN 277
SENTIMENTO 261
SHADE 269
V.360 273
VANGUARD 265



30MM
Gradone lineare
Linear step/stair
Grande marche linéaire
Lineare Stufe
Escalón lineal

URBAN STONE 289



30MM
Gradone angolare
Corner step/stair
Grande marche angulaire
Eckstufe
Escalón angular

URBAN STONE 289



Materiali non sottoposti a sollecitazioni meccaniche. (es. bordi perimetrali di balconi, di terrazze, di sommità di muretti ecc.).
Il bordo verticale non deve aderire alla malta o alla colla ma deve essere distanziato di 5-10 mm.

Areas not subjected to mechanical stress (for example, the perimeter edges of balconies and terraces, tops of low walls etc.).
The vertical edging must not adhere to the mortar. Or the adhesive, but must be clear of it by 5-10 mm.

Zones non soumises à des pressions mécaniques. (par exemple, les extrémités des balcons, terrasses murets, etc.).
Le bord vertical ne doit pas être enduit de ciment ou de colle. Veiller à laisser un espace de 5-10 mm.

Keinen mechanischen Beanspruchungen unterliegende Materialien. (z.B.: umlaufender Rand von Balkons, Terrassen, Mauerabschlüssen, usw.).
Der senkrechte Rand darf nicht am Mörtel oder Kleber haften sondern muss einen Abstand von 5-10 mm aufweisen.

Materiales no sometidos a obstaculos metalicos. (ej. Borde perimetrico de los balcones, terrazas, etc.).
El borde vertical no se debe pegar a la argamasa o a la cola. Pero tiene que estar distanciado unos 5-10 mm.



Materiali sottoposti a sollecitazioni meccaniche. (es. bordi di gradini, marciapiedi, ecc.).

Nella fase di posa degli elementi piegati evitare vuoti di colla o di malta nella zona d'angolo interno.

Areas subject to mechanical stress. (for example the edges of steps, pavements etc.). During laying, avoid leaving voids in the bed of the tile.

Zones soumises à des pressions mécaniques. (par exemple, les extrémités des marches, trottoirs, etc.).

Lors de la pose, ne pas laisser d'espaces vides sous la dalle; puoi la pose avec de la colle, utiliser la technique de la "double enduction".

Mechanischen Beanspruchungen unterliegende Materialien. (z.B. Rand von Stufen, Fußwegen, usw.).


Bei der Verlegung der gebogenen Elemente Hohlräume im Kleber oder Mörtel im Bereich des Innenwinkels vermeiden.

Materiales sometidos a obstaculos metalicos. (ej. Bordos de peldaños, aceras, etc.).


En la fase de colocacion de las piezas dobladas, se Tienen que evitar los vacios de cola o argamasa en la zora del angulo interno.

schemi di posa

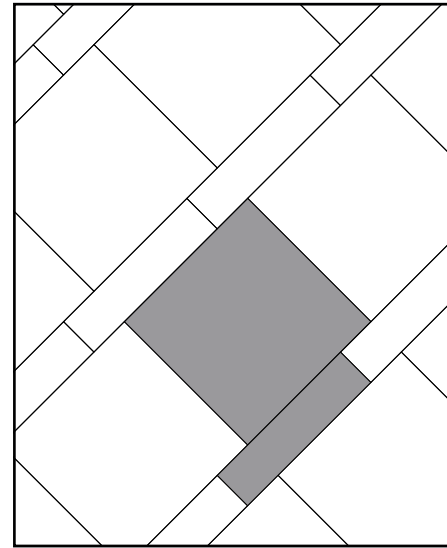
LAYING PATTERNS
 SCHÉMAS DE POSE
 VERLEGUNGSSCHEMEN
 ESQUEMAS DE COLOCACIÓN



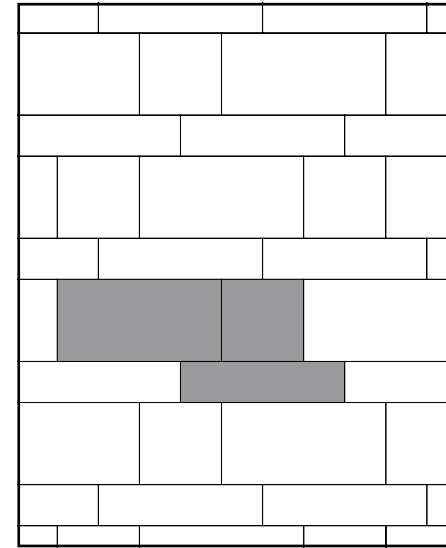
1	FORMATO - SIZES	%
	15x15	33
	30x30	67



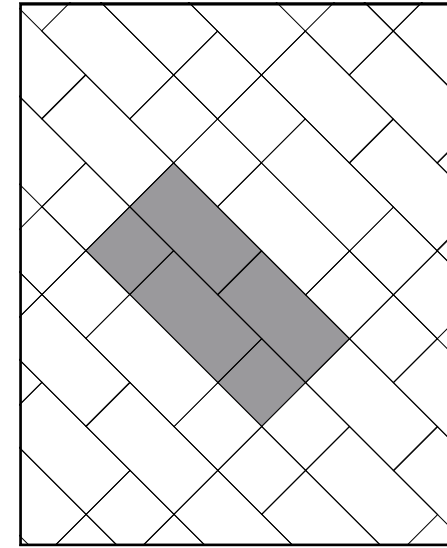
2	FORMATO - SIZES	%
	15x15	10
	45x45	90



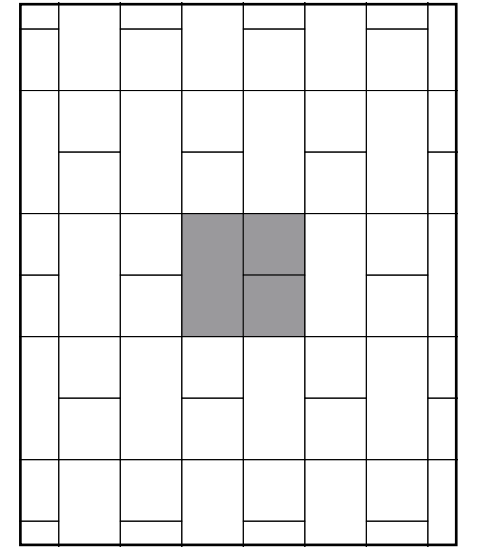
3	FORMATO - SIZES	%
	15x60	20
	60x60	80



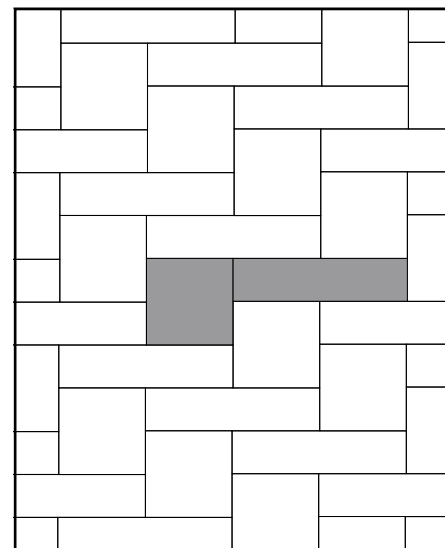
6	FORMATO - SIZES	%
	15x60	25
	30x60	50
	30x30	25



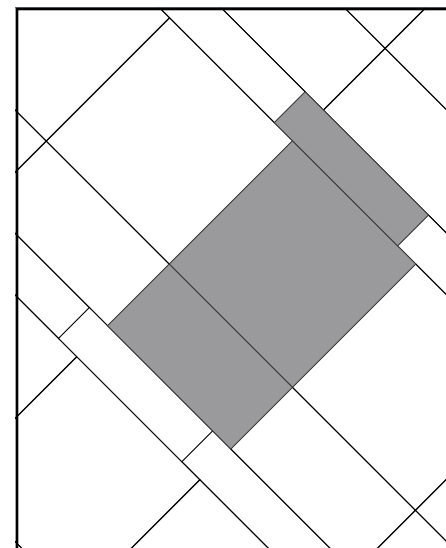
7	FORMATO - SIZES	%
	20x20	25
	20x40	75



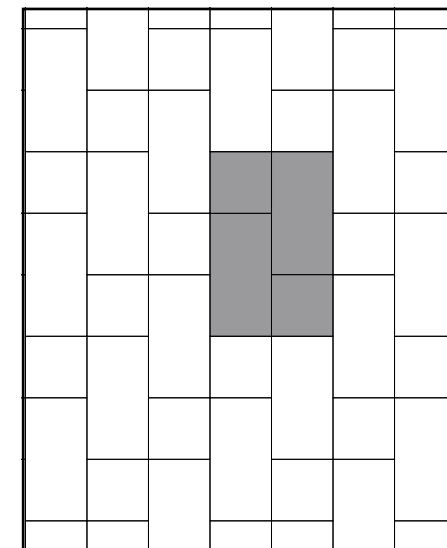
8	FORMATO - SIZES	%
	20x20	50
	20x40	50



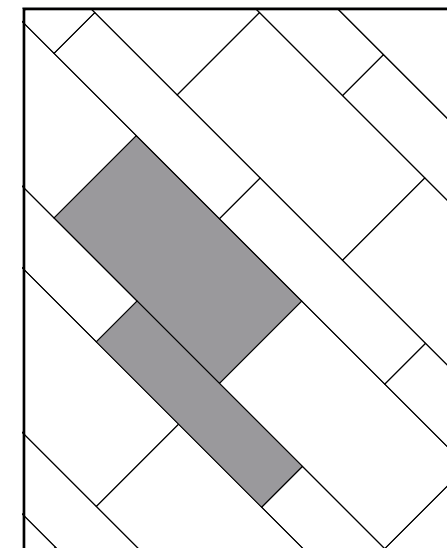
4	FORMATO - SIZES	%
	15x60	50
	30x30	50



5	FORMATO - SIZES	%
	15x60	14
	30x60	29
	60x60	57



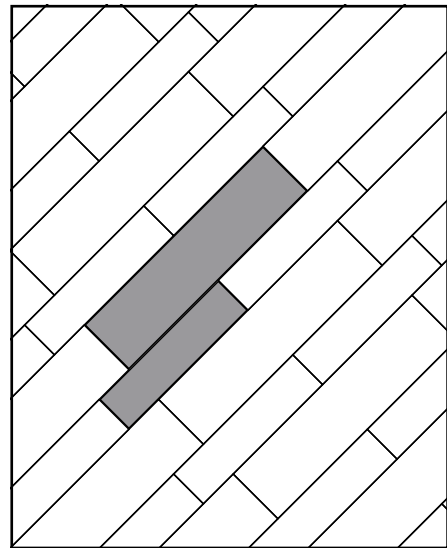
9	FORMATO - SIZES	%
	20x20	33
	20x40	66



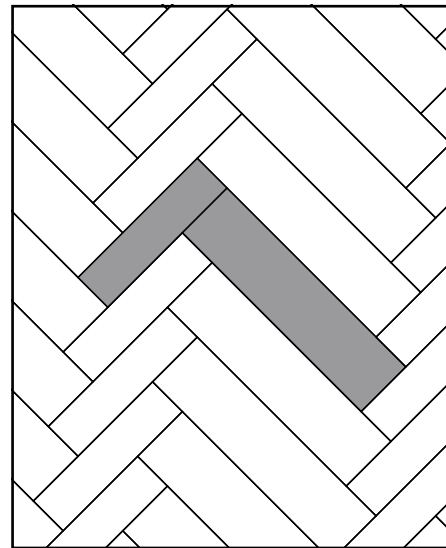
10	FORMATO - SIZES	%
	20x80	33
	40x80	67

schemi di posa

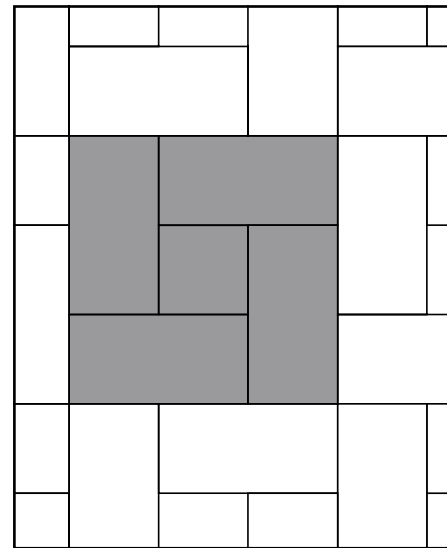
LAYING PATTERNS
 SCHÉMAS DE POSE
 VERLEGUNGSSCHEMEN
 ESQUEMAS DE COLOCACIÓN



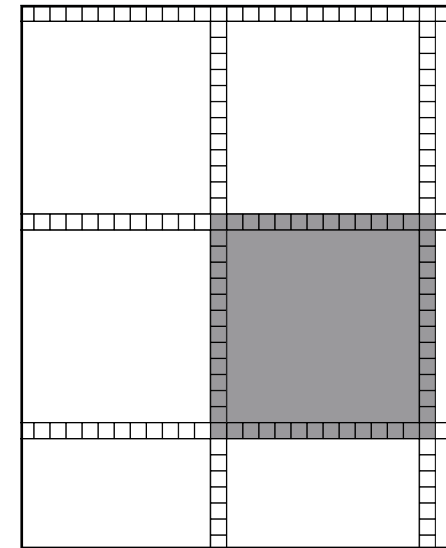
11	FORMATO - SIZES	%
	20x80	31
	30x120	69



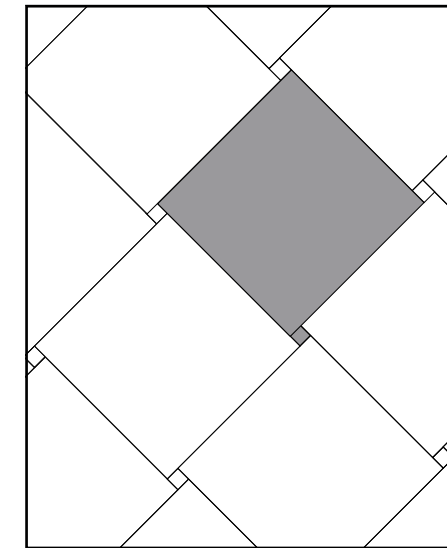
12	FORMATO - SIZES	%
	20x80	31
	30x120	69



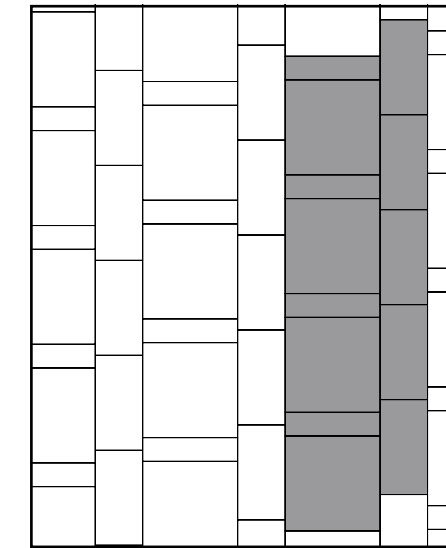
13	FORMATO - SIZES	%
	30x30	33
	30x60	67



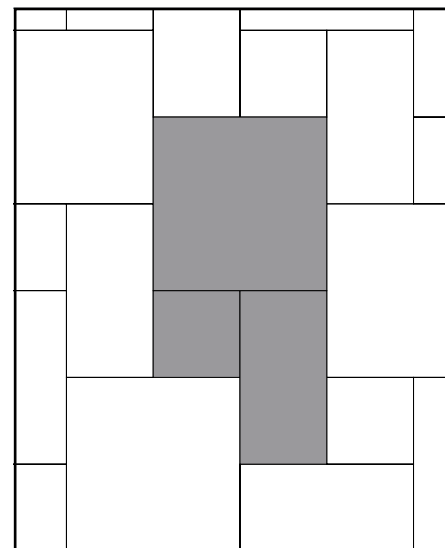
16	FORMATO - SIZES	%
	60x60	93
	tozzetti 5x5	7



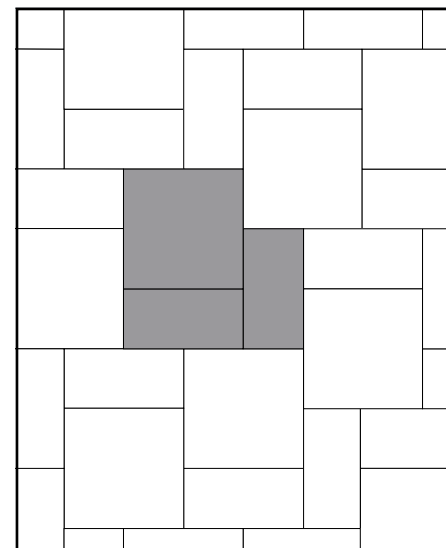
17	FORMATO - SIZES	%
	60x60	99
	tozzetti 5x5	1



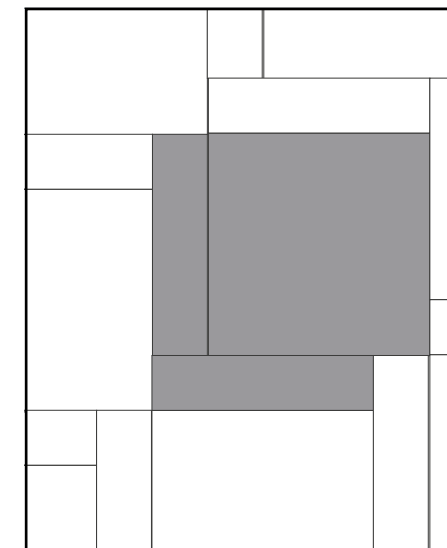
18	FORMATO - SIZES	%
	60x60	54
	30x60	33
	15x60	13



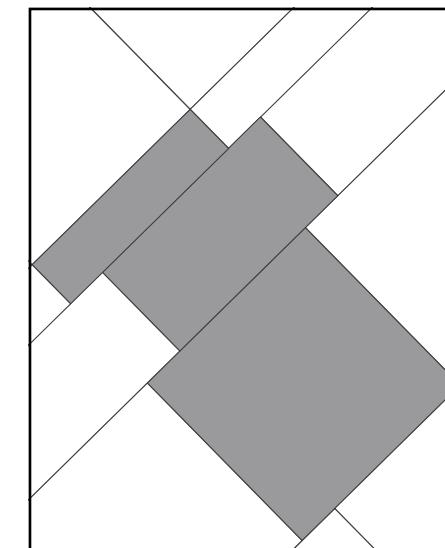
14	FORMATO - SIZES	%
	30x30	14
	30x60	29
	60x60	57



15	FORMATO - SIZES	%
	30x60	50
	60x60	50



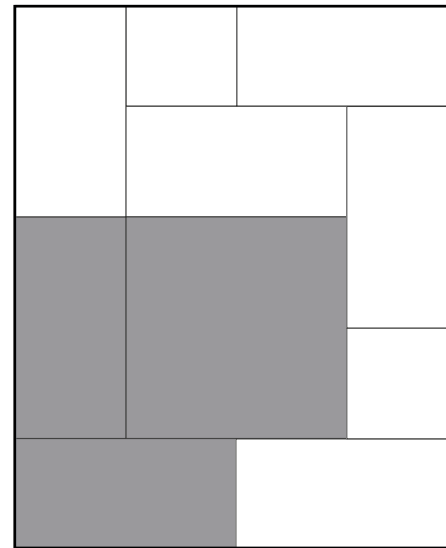
19	FORMATO - SIZES	%
	20x80	33
	80x80	67



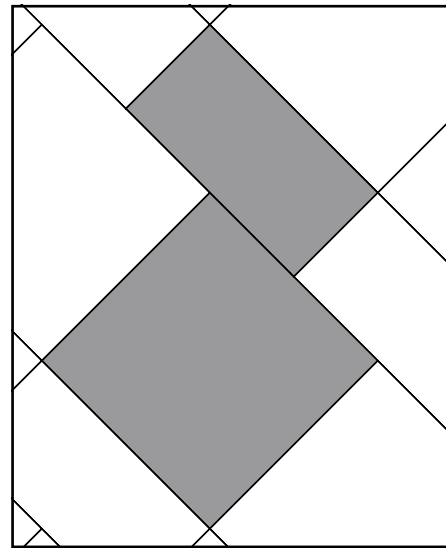
20	FORMATO - SIZES	%
	20x80	14
	40x80	29
	80x80	57

schemi di posa

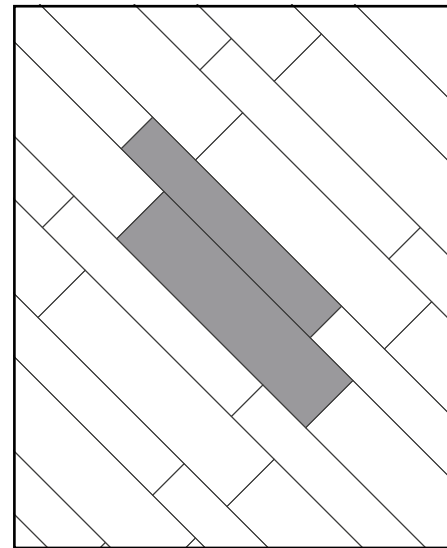
LAYING PATTERNS
 SCHÉMAS DE POSE
 VERLEGUNGSSCHEMEN
 ESQUEMAS DE COLOCACIÓN



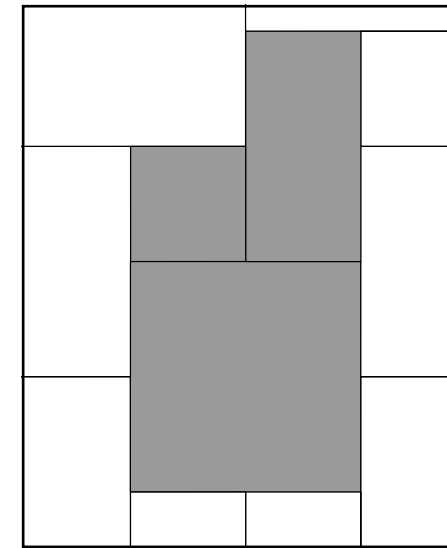
21	FORMATO - SIZES	%
	40x80	50
	80x80	50



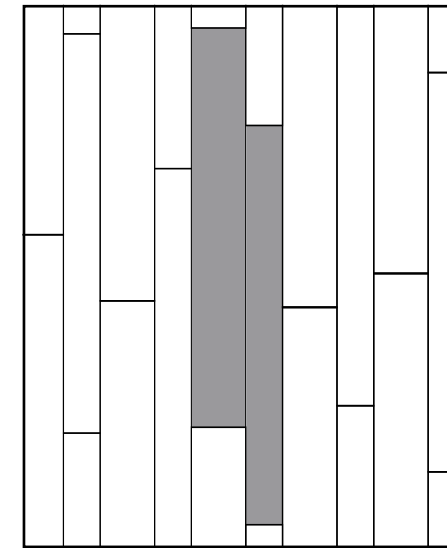
22	FORMATO - SIZES	%
	80x80	67
	40x80	33



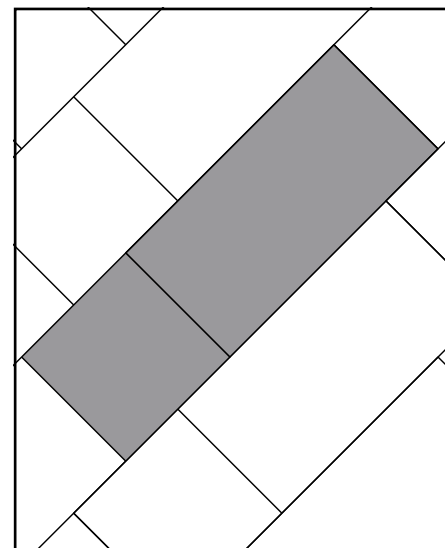
23	FORMATO - SIZES	%
	20x120	40
	30x120	60



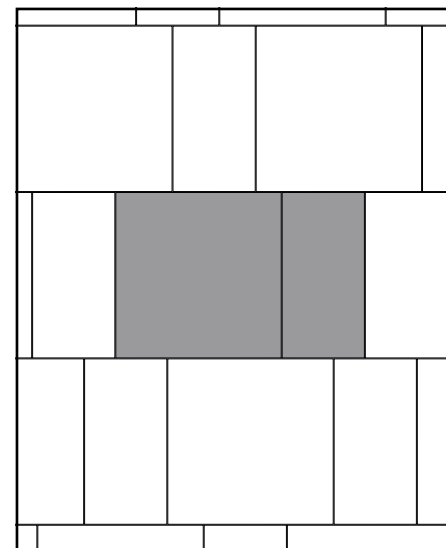
26	FORMATO - SIZES	%
	120x120	57
	60x120	29
	60x60	14



27	FORMATO - SIZES	%
	20x180	40
	26,5x180	60



24	FORMATO - SIZES	%
	60x120	67
	60x60	33








25	FORMATO - SIZES	%
	120x120	67
	60x120	33

caratteristiche tecniche

TECHNICAL CHARACTERISTICS
 CARACTERISTIQUES TECHNIQUE
 TECHNISCHE EIGENSCHAFTEN
 CARACTERÍSTICAS TÉCNICAS

GRUPPO Bia EN 14411_G






GRES PORCELLANATO A TUTTA MASSA - GRES PORCELLANATO SMALTATO
 THROUGH-BODY PORCELAIN TILE - GLAZED PORCELAIN STONeware
 LE GRÈS CÉRAME PLEINE MASSE - GRÈS CÉRAME ÉMAILLÉ
 DURCHGEFÄRBTES FEINSTEINZEUG - GLASIERTES FEINSTEINZEUG
 GRES PORCELÁNICO CON COLOR EN TODA MASA - GRES PORCELÁNICO ESMALTADO.

	VALORI LIMITE PREVISTI ESTABLISHED LIMITS VALEURS LIMITES PREVUES VORGESEHENE GRENZWERTE VALORES LIMITE PREVISTOS	PRESTAZIONI TECHNICAL PERFORMANCE PERFORMANCES LEISTUNGEN PRESTACIONES	NORMA NORMS NORM NORME NORMA
 ASSORBIMENTO D'ACQUA WATER ABSORPTION ABSORPTION D'EAU WASSERAUFNAHME ABSORCIÓN DE AGUA	≤ 0,5%	~ 0,1%	UNI EN ISO 10545-3
 RESISTENZA ALLA FLESSIONE BENDING STRENGTH RESISTANCE À LA FLEXION BIEGEFESTIGKEIT RESISTENCIA A LA FLEXIÓN	Modulo di rottura Modulus of rupture Module de rupture Bruchlast Módulo de rotura Min. ≥ 35 N/mm ²	~50 N/mm ²	UNI EN ISO 10545-4
 RESISTENZA AL GELO FROST RESISTANCE RESISTANCE AU GEL FROSTBESTÄNDIGKEIT RESISTENCIA AL HIELO	Resistente Resistant Résistant Widerstandsfähig Resistente	Ingelivo Frost proof Ingelif Frostsicher Resistente al hielo	UNI EN ISO 10545-12
 RESISTENZA AGLI SBALZI TERMICI RESISTANT TO THERMAL SHOCKS RÉSISTANCE AUX ÉCARTS DE TEMPÉRATURE THERMOSCHOCKBESTÄNDIGKEIT RESISTENCIA A LOS CAMBIOS BRUSCOS DE TEMPERATURA	Resistente Resistant Résistant Widerstandsfähig Resistente	Resistente Resistant Résistant Widerstandsfähig Resistente	UNI EN ISO 10545-9
 RESISTENZA DEI COLORI ALLA LUCE COLOUR RESISTANCE TO LIGHT EXPOSURE RÉSISTANCE DES COULEURS À LA LUMIÈRE FARBECHTHEIT UNTER LICHTEINFLUSS RESISTENCIA DE LOS COLORES A LA LUZ	Resistente Resistant Résistant Widerstandsfähig Resistente	Resistente Resistant Résistant Widerstandsfähig Resistente	DIN 51094

Valori di riferimento validi per quasi la totalità delle nostre collezioni. Consultare il sito e i cataloghi di serie per maggiori specifiche.
 Values of reference valid for almost all our collections. See our website and standard catalogues for further specifications and details.
 Des valeurs de référence valables pour la quasi-totalité de nos collections. Consulter le site et les catalogues des séries pour des spécifications supplémentaires.
 Bezugswerte mit Gültigkeit für fast alle unserer Kollektionen. Lesen Sie auf der Internetseite und in den Serienkatalogen für weitere Daten nach.
 Valores de referencia válidos para casi la totalidad de nuestras colecciones. Para mayores detalles sírvase consultar el sitio y los catálogos de serie.

GRUPPO Bia EN 14411_G





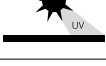

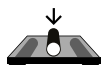
GRES PORCELLANATO A TUTTA MASSA - GRES PORCELLANATO SMALTATO
 THROUGH-BODY PORCELAIN TILE - GLAZED PORCELAIN STONeware
 LE GRÈS CÉRAME PLEINE MASSE - GRÈS CÉRAME ÉMAILLÉ
 DURCHGEFÄRBTES FEINSTEINZEUG - GLASIERTES FEINSTEINZEUG
 GRES PORCELÁNICO CON COLOR EN TODA MASA - GRES PORCELÁNICO ESMALTADO.

	VALORI LIMITE PREVISTI ESTABLISHED LIMITS VALEURS LIMITES PREVUES VORGESEHENE GRENZWERTE VALORES LIMITE PREVISTOS	PRESTAZIONI TECHNICAL PERFORMANCE PERFORMANCES LEISTUNGEN PRESTACIONES	NORMA NORMS NORM NORME NORMA
 RESISTENZA ALLO SCIVOLAMENTO SKID RESISTANCE RÉSISTANCE AU GLISSEMENT RUTSCHHEMMUNG RESISTENCIA AL RESBALAMIENTO	Da R9 a R13 From R9 to R13 De R9 à R13 Von R9 bis R13 De R9 a R13	Only for Natural Surfaces R 9 R 10 R 11 R 12	DIN 51130
 RESISTENZA ALLO SCIVOLAMENTO D-COF SKID RESISTANCE D-COF RÉSISTANCE AU GLISSEMENT D-COF RUTSCHHEMMUNG D-COF RESISTENCIA AL RESBALAMIENTO D-COF	≥ 0,42	Only for Natural Surfaces Conforme Conforms Conforme Gemäß Conforme	ANSI A 137.1:2012
 RESISTENZA ALLO SCIVOLAMENTO B.C.R.A SKID RESISTANCE B.C.R.A RÉSISTANCE AU GLISSEMENT B.C.R.A RUTSCHHEMMUNG B.C.R.A RESISTENCIA AL RESBALAMIENTO B.C.R.A	≥ 0,40	Conforme Conforms Conforme Gemäß Conforme	Metodo BCRA
 RESISTENZA ALL'ATTACCO CHIMICO CHEMICAL RESISTANCE BESTÄNDIGKEIT GEGEN CHEMIKALIEN RESISTANCE A L'ATTAQUE CHIMIQUE RESISTENCIA A ATAQUE QUÍMICO	GB minimo GB minimum Mnd. GB GB minimo	Conforme Conforms Conforme Gemäß Conforme	UNI EN ISO 10545-13
 RESISTENZA ALLE MACCHIE RESISTANT TO STAINING RÉSISTANCE AUX TACHES FLECKENBESTÄNDIGKEIT RESISTENCIA A LAS MANCHAS	Classe 3 minimo class 3 minimum Mnd. Klasse 3 Clase 3 mínimo	Conforme Conforms Conforme Gemäß Conforme	UNI EN ISO 10545-14

caratteristiche tecniche








TECHNICAL CHARACTERISTICS
CARACTERISTIQUES TECHNIQUE
TECHNISCHE EIGENSCHAFTEN
CARACTERÍSTICAS TÉCNICAS

GRUPPO Bia EN 14411_G
GRES PORCELLANATO A TUTTA MASSA 20 MM
THROUGH-BODY PORCELAIN TILE 20 MM
LE GRÈS CÉRAME PLEINE MASSE 20 MM
DURCHGEFÄRBTES FEINSTEINZEUG 20 MM
GRES PORCELÁNICO EN TODA MASA 20 MM

	VALORI LIMITE PREVISTI ESTABLISHED LIMITS VALEURS LIMITES PREVUES VORGESEHENE GRENZWERTE VALORES LÍMITE PREVISTOS	PRESTAZIONI TECHNICAL PERFORMANCE PERFORMANCES LEISTUNGEN PRESTACIONES	NORMA NORMS NORM NORME NORMA
 ASSORBIMENTO D'ACQUA WATER ABSORPTION ABSORPTION D'EAU WASSERAUFNAHME ABSORCIÓN DE AGUA	≤ 0,5%	~ 0,1%	UNI EN ISO 10545-3
 RESISTENZA ALLA FLESSIONE BENDING STRENGTH RÉSISTANCE À LA FLEXION BIEGEFESTIGKEIT RESISTENCIA A LA FLEXIÓN	Modulo di rottura Modulus of rupture Module de rupture Bruchlast Módulo de rotura Min. ≥ 35 N/mm ²	~50 N/mm ²	UNI EN ISO 10545-4
 RESISTENZA AL GELO FROST RESISTANCE RÉSISTANCE AU GEL FROSTBESTÄNDIGKEIT RESISTENCIA AL HIELO	Resistente Resistant Résistant Widerstandsfähig Resistente	Resistente Resistant Résistant Widerstandsfähig Resistente	UNI EN ISO 10545-12
 RESISTENZA AGLI SBALZI TERMICI RESISTANT TO THERMAL SHOCKS RÉSISTANCE AUX ÉCARTS DE TEMPÉRATURE THERMOSCHOCKBESTÄNDIGKEIT RESISTENCIA A LOS CAMBIOS BRUSCOS DE TEMPERATURA	Resistente Resistant Résistant Widerstandsfähig Resistente	Resistente Resistant Résistant Widerstandsfähig Resistente	UNI EN ISO 10545-9
 RESISTENZA DEI COLORI ALLA LUCE COLOUR RESISTANCE TO LIGHT EXPOSURE RÉSISTANCE DES COULEURS À LA LUMIÈRE FARBECHEIT UNTER LICHTEINFLUSS RESISTENCIA DE LOS COLORES A LA LUZ	Resistente Resistant Résistant Widerstandsfähig Resistente	Resistente Resistant Résistant Widerstandsfähig Resistente	DIN 51094
 CARICO DI ROTTURA MEDIO BREAKAGE LOAD BRUCHLAST CHARGE DE RUPTURE CARGA DE ROTURA MEDIA		Classe 1 60x120 . 24"x48" / 40x120 . 16"x48" 30x120 . 12"x48" / 80x80 . 32"x32" 40x80 . 16"x48" Classe 1 - 7,00 kN al centro 60x90 . 24"x36" / 60x60 . 24"x24" Classe 2 - 8,00 kN al centro 40x40 . 16"x16" Classe 4 - 10,00 kN al centro 20x20 . 8"x18"	EN 12825*
 RESISTENZA MECCANICA MECHANICAL STRENGTH MECHANISCHE FESTIGKEIT CLASSE D'APPELLATION RESISTENCIA MECÁNICA		U7* 60x90 . 24"x36" U11* 60x60 . 24"x24" / 40x40 . 16"x16" U14* 20x20 . 8"x18"	EN 1339-F

* In conformità con EN1339-F in quanto test effettuati su una tipologia diversa da quella per la quale la norma è concepita.
In compliance with EN1339-F as tests carried out on a different type from that for which the standard is issued.
Conformément au règlement EN1339-F en s'agissant des tests effectués sur un type différent par rapport à celui dont le règlement a été conçu.
Gemäß dem verwendeten Produktentyp ist in Konformität mit der EU-Norm EN1339.
Según lo dispuesto por EN1339-F, tratándose de pruebas efectuadas sobre un tipo diferente de aquel para el cual la norma ha sido prevista.

GRUPPO BIA EN 14411_G
GRES PORCELLANATO A TUTTA MASSA 20 MM
THROUGH-BODY PORCELAIN TILE 20 MM
DURCHGEFÄRBTES FEINSTEINZEUG 20 MM
LE GRÈS CÉRAME PLEINE MASSE 20 MM
GRES PORCELÁNICO EN TODA MASA 20 MM





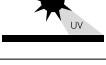


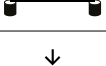
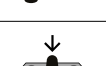
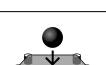
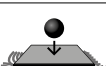

	VALORI LIMITE PREVISTI ESTABLISHED LIMITS VALEURS LIMITES PREVUES VORGESEHENE GRENZWERTE VALORES LÍMITE PREVISTOS	PRESTAZIONI TECHNICAL PERFORMANCE PERFORMANCES LEISTUNGEN PRESTACIONES	NORMA NORMS NORM NORME NORMA
 RESISTENZA ALLO SCIVOLAMENTO SKID RESISTANCE RÉSISTANCE AU GLISSEMENT RUTSCHHEMMUNG RESISTENCIA AL RESBALAMIENTO	Da R9 a R13 From R9 to R13 De R9 à R13 Von R9 bis R13 De R9 a R13	R 11	DIN 51130
 RESISTENZA ALLO SCIVOLAMENTO D-COF SKID RESISTANCE D-COF RÉSISTANCE AU GLISSEMENT D-COF RUTSCHHEMMUNG D-COF RESISTENCIA AL RESBALAMIENTO D-COF	Da A a C From A to C Von A bis C De A à C De A a C	C	DIN 51097
 RESISTENZA ALLO SCIVOLAMENTO B.C.R.A SKID RESISTANCE B.C.R.A RÉSISTANCE AU GLISSEMENT B.C.R.A RUTSCHHEMMUNG B.C.R.A RESISTENCIA AL RESBALAMIENTO B.C.R.A	≥ 0,42	≥ 0,60	ANSI A 137.1:2012
 RESISTENZA ALLO SCIVOLAMENTO B.C.R.A SKID RESISTANCE B.C.R.A RÉSISTANCE AU GLISSEMENT B.C.R.A RUTSCHHEMMUNG B.C.R.A RESISTENCIA AL RESBALAMIENTO B.C.R.A	≥ 0,40	Conforme Conforms Conforme Gemäß Conforme	Metodo BCRA
 RESISTENZA ALL'ATTACCO CHIMICO CHEMICAL RESISTANCE BESTÄNDIGKEIT GEGEN CHEMIKALIEN RÉSISTANCE A L'ATTAQUE CHIMIQUE RESISTENCIA A ATAQUE QUÍMICO	GB minimo GB minimum Mind. GB GB minimo	GA	UNI EN ISO 10545-13
 RESISTENZA ALLE MACCHIE RESISTANT TO STAINING RÉSISTANCE AUX TACHES FLECKENBESTÄNDIGKEIT RESISTENCIA A LAS MANCHAS	Classe 3 minimo class 3 minimum class 3 minimum Mind. klasse 3 Clase 3 mínimo	5	EN ISO 10545-14
 RESISTENZA ALLE MACCHIE RESISTANT TO STAINING RÉSISTANCE AUX TACHES FLECKENBESTÄNDIGKEIT RESISTENCIA A LAS MANCHAS	Classe 3 minimo class 3 minimum class 3 minimum Mind. klasse 3 Clase 3 mínimo	Conforme Conforms Conforme Gemäß Conforme	UNI EN ISO 10545-14

Proprio per la caratteristica di grande durezza e intaccabilità da parte degli agenti esterni, 20MM può essere pulito con la quasi totalità dei detersivi. Si consiglia comunque di utilizzare semplicemente un detersivo neutro e un getto d'acqua. Per una maggiore comodità e per evitare che nell'asciugatura si creino depositi di calcare consigliamo di facilitare il drenaggio con una spazzola in gomma.
Thanks to its great hardness and weather-resistance, 20MM can be cleaned with almost any detergent. However, we recommend simply using a mild detergent and a water jet. For greater convenience and to avoid limescale deposits forming, we recommend facilitating drainage with a rubber brush.
En raison de sa grande dureté et résistance aux agents externes, 20MM peut être nettoyé avec presque tous les détergents. Il est conseillé dans tous les cas de n'utiliser qu'un détergent neutre et un jet d'eau. Pour plus de facilité et pour éviter qu'au moment du séchage ne se forment des dépôts de calcaire, nous conseillons de faciliter le drainage au moyen d'une brosse en caoutchouc.
Gerade wegen seiner enormen Härte und Angreifbarkeit seitens der äußeren Einflüsse, kann 20MM mit fast jedem Reinigungsmittel gereinigt werden. Es wird jedoch empfohlen einfach ein neutrales Reinigungsmittel und einen Wasserstrahl zu verwenden. Aus Bequemlichkeit und um zu vermeiden, dass sich beim Trocknen Kalkablagerungen bilden, empfehlen wir die Drainage mit einer Plastikbürste zu erleichtern.
Por sus características de gran dureza y resistencia a los ataques de agentes externos, 20MM puede ser limpiado con la casi totalidad de los detergentes. De igual modo, se aconseja utilizar simplemente un detergente neutro y un chorro de agua. Para mayor comodidad y para evitar que durante el secado se formen depósitos de cal, aconsejamos facilitar el drenaje con un cepillo de goma.







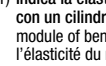
caratteristiche tecniche

TECHNICAL CHARACTERISTICS
CARACTERISTIQUES TECHNIQUE
TECHNISCHE EIGENSCHAFTEN
CARACTERÍSTICAS TÉCNICAS

GRUPPO Bia EN 14411_G
GRES PORCELLANATO A TUTTA MASSA 30 MM
THROUGH-BODY PORCELAIN TILE 30 MM
LE GRÈS CÉRAME PLEINE MASSE 30 MM
DURCHGEFÄRBTES FEINSTEINZEUG 30 MM
GRES PORCELÁNICO EN TODA MASA 30 MM

40x80 16"x48"	VALORI LIMITE PREVISTI ESTABLISHED LIMITS VALEURS LIMITES PREVUES VORGESEHENE GRENZWERTE VALORES LÍMITE PREVISTOS	PRESTAZIONI TECHNICAL PERFORMANCE PERFORMANCES LEISTUNGEN PRESTACIONES	NORMA NORMS NORM NORME NORMA
 ASSORBIMENTO D'ACQUA WATER ABSORPTION ABSORPTION D'EAU WASSERAUFNAHME ABSORCIÓN DE AGUA	≤ 0,5%	~ 0,1%	UNI EN ISO 10545-3
 RESISTENZA ALLA FLESSIONE (1) BENDING STRENGTH RÉSISTANCE À LA FLEXION BIEGEFESTIGKEIT RESISTENCIA A LA FLEXIÓN	Modulo di rottura Modulus of rupture Module de rupture Bruchlast Módulo de rotura Min. ≥ 35 N/mm ²	~50 N/mm ²	UNI EN ISO 10545-4
 RESISTENZA AL GELO FROST RESISTANCE RÉSISTANCE AU GEL FROSTBESTÄNDIGKEIT RESISTENCIA AL HIELO	Resistente Resistant Résistant Widerstandsfähig Resistente	Resistente Resistant Résistant Widerstandsfähig Resistente	UNI EN ISO 10545-12
 RESISTENZA AGLI SBALZI TERMICI RESISTANT TO THERMAL SHOCKS RÉSISTANCE AUX ÉCARTS DE TEMPÉRATURE THERMOSCHOCKBESTÄNDIGKEIT RESISTENCIA A LOS CAMBIOS BRUSCOS DE TEMPERATURA	Resistente Resistant Résistant Widerstandsfähig Resistente	Resistente Resistant Résistant Widerstandsfähig Resistente	UNI EN ISO 10545-9
 RESISTENZA DEI COLORI ALLA LUCE COLOUR RESISTANCE TO LIGHT EXPOSURE RÉSISTANCE DES COULEURS À LA LUMIÈRE FARBECHEIT UNTER LICHTEINFLUSS RESISTENCIA DE LOS COLORES A LA LUZ	Resistente Resistant Résistant Widerstandsfähig Resistente	Resistente Resistant Résistant Widerstandsfähig Resistente	DIN 51094
 RESISTENZA ALLA FLESSIONE SU SUPPORTI (2) BENDING STRENGTH ON PEDESTAL RÉSISTANCE A LA FLEXION SUR SUPPORTS BIEGEFESTIGKEIT AUF STELZLAGER RESISTENCIA A LA FLEXIÓN EN SOPORTES		R: -58,5 N/mm ²	Annexe 12 Cahiers du CSTB 3778 V2 Juillet 2018
 CARICO DI ROTTURA MEDIO IN POSA SOPRAELEVATA (3) AVERAGE BREAKING LOAD FOR RAISED FLOOR LAYING CHARGE DE RUPTURE MOYEN EN POSE SURÉLEVÉE DURCHSCHNITTLICHER BRUCHLAST BEI VERLEGUNG AUF STELZLAGER CARGA DE ROTURA MEDIA EN COLOCACIÓN SOBREELEVADA		Classe 6 ~1800 kg	EN 12825
 CARICO DI ROTTURA MEDIO IN POSA SOPRAELEVATA (4) AVERAGE BREAKING LOAD FOR RAISED FLOOR LAYING CHARGE DE RUPTURE MOYEN EN POSE SURÉLEVÉE DURCHSCHNITTLICHER BRUCHLAST BEI VERLEGUNG AUF STELZLAGER CARGA DE ROTURA MEDIA EN COLOCACIÓN SOBREELEVADA		Classe 5 ~1050 kg	
 CARICO DI ROTTURA (5) BREAKING LOAD CHARGE DE RUPTURE BRUCHLAST CARGA DE ROTURA		5140 lbs - 2330 kg	ASTM C648
 RESISTENZA MECCANICA (6) MECHANICAL STRENGTH CLASSE D'APPELLATION MECHANISCHE FESTIGKEIT RESISTENCIA MECÁNICA		U11 > 1120 kg	EN 1339-F
 RESISTENZA DELLA TENUTA ALLO SCHOCK (7) SHOCK RESISTANCE RÉSISTANCE AUX CHOCES AUSDEHNUNGSFESTIGKEIT RESISTENCIA A LOS GOLPES		Classe 0	Annexe 11 Cahiers du CSTB 3778 V2 Juillet 2018
 CHOC LOURD (8)		Conforme Conforms Conforme Gemäß Conforme	Annexe 6 Cahiers du CSTB 3778 V2 Juillet 2018

GRUPPO Bia EN 14411_G
GRES PORCELLANATO A TUTTA MASSA 30 MM
THROUGH-BODY PORCELAIN TILE 30 MM
LE GRÈS CÉRAME PLEINE MASSE 30 MM
DURCHGEFÄRBTES FEINSTEINZEUG 30 MM
GRES PORCELÁNICO EN TODA MASA 30 MM

40x80 16"x48"	VALORI LIMITE PREVISTI ESTABLISHED LIMITS VALEURS LIMITES PREVUES VORGESEHENE GRENZWERTE VALORES LÍMITE PREVISTOS	PRESTAZIONI TECHNICAL PERFORMANCE PERFORMANCES LEISTUNGEN PRESTACIONES	NORMA NORMS NORM NORME NORMA
 RESISTENZA ALLO SCIVOLAMENTO SKID RESISTANCE RÉSISTANCE AU GLISSEMENT RUTSCHHEMMUNG RESISTENCIA AL RESBALAMIENTO	Da R9 a R13 From R9 to R13 De R9 à R13 Von R9 bis R13 De R9 a R13	R 11	DIN 51130
 RESISTENZA ALLO SCIVOLAMENTO D-COF SKID RESISTANCE D-COF RÉSISTANCE AU GLISSEMENT D-COF RUTSCHHEMMUNG D-COF RESISTENCIA AL RESBALAMIENTO D-COF	Da A a C From A to C Von A bis C De A à C De A a C	C	DIN 51097
 RESISTENZA ALLO SCIVOLAMENTO B.C.R.A SKID RESISTANCE B.C.R.A RÉSISTANCE AU GLISSEMENT B.C.R.A RUTSCHHEMMUNG B.C.R.A RESISTENCIA AL RESBALAMIENTO B.C.R.A	≥ 0,42	Conforme Conforms Conforme Gemäß Conforme	ANSI A 137.1:2012
 RESISTENZA ALLO SCIVOLAMENTO B.C.R.A SKID RESISTANCE B.C.R.A RÉSISTANCE AU GLISSEMENT B.C.R.A RUTSCHHEMMUNG B.C.R.A RESISTENCIA AL RESBALAMIENTO B.C.R.A	≥ 0,40	Conforme Conforms Conforme Gemäß Conforme	Metodo BCRA
 RESISTENZA ALL'ATTACCO CHIMICO CHEMICAL RESISTANCE BESTÄNDIGKEIT GEGEN CHEMIKALIEN RESISTANCE A L'ATTAQUE CHIMIQUE RESISTENCIA A ATAQUE QUÍMICO	GB minimo GB minimum Mind. GB GB minimo	GA	UNI EN ISO 10545-13
 RESISTENZA ALLE MACCHIE RESISTANT TO STAINING RESISTANCE AUX TACHES FLECKENBESTÄNDIGKEIT RESISTENCIA A LAS MANCHAS	Classe 3 minimo class 3 minimum classe 3 minimum Mind. klasse 3 Clase 3 mínimo	5	EN ISO 10545-14
 RESISTENZA ALLE MACCHIE RESISTANT TO STAINING RESISTANCE AUX TACHES FLECKENBESTÄNDIGKEIT RESISTENCIA A LAS MANCHAS		Conforme Conforms Conforme Gemäß Conforme	UNI EN ISO 10545-14

- (1) Indica la elasticità del materiale, misurandone il modulo di resistenza alla flessione. Il carico è applicato con un cilindro orizzontale posto centralmente. / It refers to the elasticity of the material, measuring the module of bending strength. The load is applied through a horizontal cylinder placed in the middle. / Indique l'élasticité du matériau en mesurant son module de résistance à la flexion. La charge est appliquée avec un cylindre horizontal placé au centre. / Biegefestigkeit: gemessen wird es mit enem in der Mitte der Platte gelegten Schwerlastzylinder. / Indica la elasticidad del material, midiendo el módulo de resistencia a la flexión. La carga es aplicada con un cilindro horizontal instalado centralmente.
- (2) Indica la resistenza a flessione in posa sopraelevata come consigliata da catalogo. Il carico è applicato con un cilindro orizzontale posto centralmente. / It states the bending strength on raised floor laying as suggested by the catalogue. The load is applied through a horizontal cylinder placed in the middle. / Indique la résistance à la flexion en pose surélevée comme indiqué dans le catalogue. La charge est appliquée avec un cylindre horizontal placé au centre. / Bruchlast auf Stelzlager, wie von uns empfohlen: gemessen wird es mit enem in der Mitte der Platte gelegten Schwerlastzylinder. / Indica la resistencia a la flexión en colocación sobreelevada como se sugiere en el catálogo. La carga es aplicada con un cilindro horizontal instalado centralmente.
- (3) Indica la resistenza, in posa sopraelevata come consigliata da catalogo, ad un carico concentrato applicato centralmente. / It shows the resistance, on raised floor laying as suggested by the catalogue, to a concentrated load applied in the middle. / Indique la résistance, en pose surélevée comme indiqué dans le catalogue, à une charge concentrée appliquée au centre. / Bruchlast auf Stelzlager: gemessen wird es mit enem in der Mitte der Platte hoch gelegten Schwerlastzylinder. / Indica la resistencia, en colocación sobreelevada tal como se aconseja en el catálogo, a una carga concentrada aplicada centralmente.
- (4) Indica la resistenza, in posa sopraelevata solamente sui 4 supporti agli angoli, ad un carico concentrato applicato centralmente. / It shows the resistance, just on 4 pedestals placed on each corner, to a concentrated load applied in the middle. / Indique la résistance, en pose surélevée uniquement sur les 4 supports aux angles, à une charge concentrée appliquée au centre. / Bruchlast auf 4 Stelzlager an den Ecken: gemessen wird es mit enem in der Mitte der Platte hoch gelegten Schwerlastzylinder. / Indica la resistencia, en colocación sobreelevada solamente en los 4 soportes de las esquinas, a una carga concentrada aplicada centralmente.
- (5) Indica la resistenza di un campione appoggiato su tre punti, ad un carico concentrato applicato centralmente. / It states the resistance of a sample piece, leaning on three spots, to a concentrated load placed in the middle. / Indique la résistance d'un échantillon reposant sur trois points à une charge concentrée appliquée au centre. / Bruchlast auf 3 Stelzlager: gemessen wird es mit enem in der Mitte der Platte hoch gelegten Schwerlastzylinder. / Indica la resistencia de una muestra apoyada sobre tres puntos, a una carga concentrada aplicada centralmente.

- (6) Indica la resistenza alla rottura da flessione del prodotto nel suo formato intero. Il carico è applicato con un cilindro orizzontale posto centralmente. / It shows the breaking resistance through bending of the product in full size. The load is applied through a horizontal cylinder placed in the middle. / Indique la résistance à la flexion du produit dans son format complet. / Indique la résistance avec un cylindre horizontal placé au centre. / Bruchlast: gemessen wird es mit enem in der Mitte der Platte gelegten Schwerlastzylinder. / Indica la resistencia a la rotura por flexión del producto en su formato entero. La carga es aplicada con un cilindro horizontal instalado centralmente.
- (7) Indica la resistenza all'urto in posa sopraelevata come consigliata da catalogo. Sul sistema viene lasciata cadere da una altezza di 80 cm una biglia di acciaio di 320 grammi per tre volte. NESSUNA ROTTURA. / It refers to the impact resistance on raised floor laying as suggested by the catalogue. A 320 grams steel ball is dropped on the system from a height of 80 cm for three times. NO BREAKAGE. / Indique la résistance aux chocs en cas de pose surélevée comme indiqué dans le catalogue. Sur le système on fait tomber d'une hauteur de 80 cm une bille d'acier de 320 grammes pour trois fois. AUCUNE RUPTURE. / Bruchlast auf Stelzlager, wie von uns empfohlen: gemessen wird es mit enem aus einer Höhe von 80 cm in der Mitte der Platte fallenden 320-Gramm-Stahlkugel. Test wird 3-Mal wiederholt. KEIN BRUCH. / Indica la resistencia a los golpes en colocación sobreelevada, tal como se aconseja en el catálogo. Sobre el sistema se deja caer por tres veces una bola de acero de 320 gramos desde una altura de 80 cm. NINGUNA ROTURA.
- (8) Indica la resistenza all'urto in posa su massetto. Sul sistema viene lasciata cadere da una altezza di 80 cm una biglia di acciaio di 510 grammi. NESSUNA ROTTURA. / It shows the impact resistance on screed lay. A 510 grams steel ball is dropped from a height of 80 cm on the system. NO BREAKAGE. / Indique la résistance aux chocs en cas de pose sur une chape. Sur le système on fait tomber d'une hauteur de 80 cm une bille d'acier de 510 grammes. AUCUNE RUPTURE. / Bruchlast auf Estrich verlegten Platten: gemessen wird es mit enem aus einer Höhe von 80 cm in der Mitte der Platte fallenden 510-Gramm-Stahlkugel. Test wird 3-Mal wiederholt. KEIN BRUCH. / Indica la resistencia a los golpes colocado sobre una capa de relleno. Sobre el sistema se deja caer desde una altura de 80 cm una bola de acero de 510 gramos. NINGUNA ROTURA.
- (9) Indica la resistenza allo scivolamento su di un piano inclinato, sia con le scarpe che a piedi nudi su pavimento bagnato. / It shows the slip resistance over an inclined plane, both with shoes or bare feet on wet floor. / Indique la résistance au glissement sur un plan incliné, à la fois avec des chaussures et pieds nus sur un sol mouillé. / Rutschhemmung im Trocken- (mit Schuhen) sowie im Nass-Bereich (Barfuss). / Indica la resistencia al resbalamiento sobre la superficie mojada de un plano inclinado, tanto con zapatos como con pies desnudos.

simbologia

SYMBOLS
SYMBOLES
SYMBOLE
SIMBOLOGIA

NOME SERIE.
SERIE NAME.
NOM DE SÉRIE.
NAME DER.
KOLLEKTION.

WIDE SURFACE. I GRANDI FORMATI.
THE LARGE SIZES.
LES GRANDS FORMATS.
DIE GROSSEN FORMATE.
LOS GRANDES FORMATOS.

PREZZO PALETTA COMPLETA PER M².
PRICE FOR FULL PALETTES (PER M²).
PRIX POUR PALETTE COMPLÈTE AU M².
PREISGRUPPE FÜR GANZE PALETTE, JE M².
SEGMENTO DE PRECIO POR PALLET COMPLETO POR M².

PREZZO PALETTA PARZIALE INTESO AL M².
PRICE FOR PARTIAL PALETTES (PER M²).
PRIX POUR PALETTE PARTIELLE AU M².
PREISGRUPPE FÜR UNVOLLSTÄNDIGE PALETTE, JE M².
SEGMENTO DE PRECIO POR PALLET PARCIAL POR M².


sentimento

GRES PORCELLANATO A TUTTA MASSA
WHOLE BODY PORCELAIN STONEWARE / GRÉS CÉRAME PLEINE MASSE
VOLLMASSIGE FEINSTEINZEUG / GRES PORCELÁNICO CON COLOR EN TODA MASA



SE Grigio SE Antracite SE Greige

120x120 48"x48" 80x80 32"x32" 40x80 16"x32" 60x60 24"x24" 30x30 12"x12" 15x15 6"x6"



20MM

80x80 32"x32"



PESSI E IMBALLI	WEIGHT AND PACKAGING	POIDS ET EMBALLAGES	GEWICHTE UND VERPACKUNGEN	PESOS Y EMBALLAJES
	SPESORE THICKNESS	Pz x	Mq x	Kg x
120x120	10,3	1	1,44	35,50
80x80	10,3	2	1,28	28,16
40x80	10,3	3	0,96	22,00
60x60	10,3	4	1,44	32,50
30x30	10,3	12	1,08	24,00
15x15	10,3	48	1,08	25,00
80x80	20	1	0,64	30,76
80x80 Decoro	10,3	4	1,44	32,50
7x60 Listello Decoro	10,3	6	3,60 ML	6,00
30x60 Muretto	10,3	5	0,90	20,00
30x30 (5x5) Mosaico	10,3	5	0,45	8,60
7x60 Battiscopa	10,3	12	7,20 ML	14,00
7x120 Battiscopa	10,3	6	7,20 ML	14,00
33x120x3 Gradone Assemblato	10,3	2	2,40 ML	17,00
33x33x3 Ang. Gradone Assemblato	10,3	2	0,66 ML	5,00
80x80x2 Gradone Lineare	20	1	0,80 ML	28,26
80x80x2 Gradone Angolare	20	1	0,80 ML	28,26

130 | CONCRETE STYLE . sentimento


PRODOTTO ADATTO PER ESTERNI.
PRODUCT FOR USE OUTDOORS.
PRODUIT POUR L'EXTÉRIEUR
PRODUKT GEEIGNET FÜR AUSSENBEREICHE.
PRODUCTO ADECUADO PARA EXTERIORES.

sentimento


SE GREIGE



P008118 120x120 nat. rett. □180 ○180 P008050 80x80 nat. rett. □161 ○161 P008366 80x80 nat. 20MM □185 ○185 P008369 80x80 rett. 20MM □189 ○189 P008047 40x80 nat. rett. □151 ○151



P008277 60x60 nat. □107 ○107 P008044 60x60 nat. rett. □147 ○147 P008895 30x30 nat. □57 ○57 P008898 15x15 nat. □57 ○57 P008120 decoro 60x60 rett. □179 ○179



P008122 mosaico 30x30 (5x5) □175 ○175 P008125 muretto 30x60 □189 ○189 P008130 listello decoro 7x60 rett. □31



● DISPONIBILE IN TUTTI I COLORI - Available in all colours - Disponible dans toutes les couleurs - In allen Farben erhältlich - Se comercializan en todos los colores

136 | CONCRETE STYLE . sentimento

STRUTTURE - FINITURE
STRUCTURES - FINISHING.
STRUCTURES - FINISSAGES.
STRUKTUREN - NACHARBEITEN.
ESTRUCTURAS - ACABADOS.

nat. rett.
NATURALE - RETTIFICATO.
UNPOLISHED - RECTIFIED.
MAT - RECTIFIES.
MATT - REKTIFIZIERT.
NATURAL - RECTIFICADO.

nat.
NATURALE
UNPOLISHED.
MATT.
MAT.
NATURAL.

lap. rett.
LAPPATO - RETTIFICATO.
LAPPED - RECTIFIED.
LISSÉ - RECTIFIES.
GELÄPPT - REKTIFIZIERT.
ALISADO - RECTIFICADO.

shine
SHINE.
SHINE.
POLI.
GLÄENZEND.
BRILLO.

CODICE PRODOTTO
PRODUCT CODE.
CODE PRODUIT.
PRODUKTCODE.
CÓDIGO DE PRODUCTO.

PREZZO INTESO AL METRO LINEARE.
PRICE (PER LINEAR METRE).
PRIX AU MÈTRE LINÉAIRE.
PREISGRUPPE, JE LAUFENDER METER.
SEGMENTO DE PRECIO POR METRO LINEAL.

NUMERO FASCIA DI PREZZO INTESO AL PEZZO O ALLA COMPOSIZIONE.
PRICE BAND NUMBER PER PIECE OR SET.
NUMÉRO DE LA SÉRIE DE PRIX PAR PIÈCE OU PAR COMPOSITION.
NUMMER PREISGRUPPE, JE STÜCK ODER KOMPOSITION.
NÚMERO SEGMENTO DE PRECIO POR CADA PIEZA O POR COMPOSICIÓN.

L'azienda si riserva la facoltà di apportare variazioni ai prodotti e alle caratteristiche illustrate in questo strumento.
I colori sono da ritenersi puramente indicativi.

The company reserves the right to make any change to products and features shown in this catalogue.
All colors are purely a guide.

L'usine se réserve le droit d'apporter des modifications aux produits et aux caractéristiques présentées dans cet outil.
Les couleurs doivent être considérées à titre purement indicatif.

Die Firma behält sich vor, das Recht Änderungen an den in diesem Katalog enthaltenen Produkten und dessen Eigenschaften vorzunehmen.
Farbabweichungen vorbehalten.

Se reservamos el derecho a cambiar el diseño o las especificaciones de cualquiera de nuestras Mercaderías o Servicios.
Los colores de los producto pueden diferir ligeramente de los que figuran en este catalogo.


È vietata la riproduzione, anche parziale, dello strumento in tutte le sue forme.

Any kind of copy of this catalogue, even partial reproduction, is prohibited.

Das Werk ist urheberrechtlich geschützt. Vervielfältigung sowie Einspeicherung und Verarbeitung in welcher Form auch immer ist unzulässig und strafbar.

Prohibida la copia, reproducción o traducción, ya sea total o parcial, de este documento en cualquier forma.

La reproduction, même partielle, de l'instrument sous toutes ses formes est interdite.



Ceramics of Italy

UFFICI COMMERCIALI:

Via Magazzeno, 1944 - 41056 Savignano sul Panaro (MO) - ITALY
Tel. +39.059.739.111 - Fax +39.059.796.291

CENTRO LOGISTICO:

Via Statale Solignano, 179 -41014 Solignano di Castelvetro (Modena)
Tel. +39 059 9752911 - Fax. +39 059 9752912

e-mail: info@pastorellitiles.com
www.pastorellitiles.com

