

AB

dress up your world

colecciones 2020

AB

Azulejos Benadresa

Reinventarse sin perder la esencia. Cada día nos esforzamos por evolucionar y mejorar, pero siendo fieles a nuestro orígenes, lo que nos ha convertido en la empresa que somos: una empresa solvente y que aporta soluciones con sentido en el mercado.

Por eso apostamos por una carta de formatos combinables entre sí, pero con una oferta de diseños y gráficas amplias. Esto le otorga una gran versatilidad y coherencia a nuestra cartera de productos.

EN
Reinvent yourself without losing your essence. Every day, we strive to evolve and improve, remaining at the same time true to our origins, which have made us the company that we are today: a reputable company that provides meaningful solutions in the market.

For this reason we choose to provide a range of formats that can be combined together, but a wide selection of designs and graphics. This ensures that our product range is highly versatile and consistent.

FR
Se réinventer sans perdre son identité. Chaque jour, nous tentons d'évoluer et de progresser tout en restant fidèles à nos origines, ce qui nous a permis de devenir ce que nous sommes aujourd'hui : une entreprise prospère qui apporte des solutions ingénieuses sur le marché.

C'est pourquoi nous avons opté pour un choix de formats que l'on peut combiner, tout en proposant une grande variété de designs et de motifs. Cela nous permet d'avoir un portefeuille de produits à la fois polyvalents et cohérents.

DE
Sich neu erfinden, ohne die Essenz zu verlieren. Wir bemühen uns jeden Tag, um uns weiterzuentwickeln und uns zu verbessern, wobei wir aber stets unserer Herkunft treu bleiben. So wurden wir zu dem Unternehmen, das wir jetzt sind: Ein solventes Unternehmen, das für den Markt sinnvolle Lösungen bietet.

Daher setzen wir auf untereinander kombinierbare Formate, aber mit einer breiten Design- und Grafikpalette. Dies verleiht unseren Produkten eine starke Vielfalt und Kohärenz.

2020

|

Colecciones



Diseños únicos con el elemento en común de la tecnología de fabricación digital, que nos permite recrear las superficies más realistas con efectos increíbles.



ES La pasión que sentimos por crear nuevos productos junto con nuestro conocimiento del entorno, hace que trabajemos cada año por lanzar nuevas colecciones que son el resultado de una reflexión sobre el espacio y las tendencias. Diseños que tienen un parte de nosotros mismos.

EN Unique designs with the common feature of digital manufacturing technology, which allows us to recreate the most realistic surfaces with incredible effects. Our passion for creating new products and our knowledge of the environment mean that every year we strive to launch new collections, which are the result of a reflection on space and trends. Designs into which we have put a little bit of ourselves.


FR Des designs uniques qui ont en commun la technologie de fabrication numérique, grâce à laquelle nous reproduisons de façon incroyable les surfaces les plus réalistes. Grâce à notre passion pour la création de nouveaux produits et à notre connaissance du secteur, nous travaillons chaque année pour lancer de nouvelles collections, fruits d'une réflexion sur l'espace et les tendances. Des designs qui font partie de nous-mêmes.

DE Einzigartige Designs mit einem gemeinsamen Element, die digitale Herstellungstechnologie, die uns erlaubt, realistischere Oberflächen mit unglaublichen Effekten nachzubilden. Die Passion, neue Produkte herzustellen und das Kenntnis der Umgebung führt uns dazu, jedes Jahr neue Kollektionen zu entwickeln, die das Ergebnis der Reflexion über den Raum und die Tendenzen sind. Diese Designs sind ein Teil von uns.




Porcelánico / Porcelain tiles

260 x 120 **XLAB**




120 x 120




60 x 120




80 x 160




60 x 60



80 x 80



40 x 60



30 x 60



20 x 114




20 x 120



Pasta blanca / White body tiles

40 x 120



30 x 90



30 x 90 slim




30 x 60



Pasta roja / Red body tiles

20 x 110



33,3 x 100



28 x 85



31,6 x 63,2




20 x 50



17,5 x 50



44,7 x 44,7



ES Contamos con 28 formatos diferentes desde formatos medios, accesibles y funcionales, pasando por espectaculares grandes formatos o piezas de hasta 260 x 120 cm. especialmente pensadas para rehabilitación rápida, cocinas o incluso mobiliario.

Una oferta pensada para ajustarse a cada necesidad concreta.

EN We have 28 different formats, from medium, accessible and functional formats, to spectacular large formats or pieces up to 260 x 120 cm. specially designed for fast refurbishment, kitchens or even furniture.

An offer designed to suit each specific need.

FR Nous disposons de 28 formats différents, des formats moyens, accessibles et fonctionnels, aux spectaculaires grands formats ou pièces jusqu'à 260 x 120 cm. spécialement conçus pour la réhabilitation rapide, les cuisines ou même le mobilier.

Une offre adaptée à chaque besoin spécifique.

DE Wir verfügen über 28 verschiedene Formate, von Mittel-, barrierefreien und Funktionsformaten bis hin zu spektakulären Großformaten oder Stücken von bis zu 260 x 120 cm. Speziell entwickelt für die schnelle Rehabilitation, Küchen oder sogar Möbel.

Ein Angebot, das auf die jeweiligen Bedürfnisse zugeschnitten ist.

Índice alfabético / *Alphabetical index*

| | | | | | | | |
|---------------|----------|---------------|------------|----------------|------------|--------------------|------------|
| ABSTRACT | 14 | COLTER | 268 | IGUAZU | 112 | RAVENA | 162 |
| ALBANY | 22 | CREAM | 66 | INNOVA | 114 | RELIEF | 292 |
| ARAL | 24 | CROWNE | 272 | JAIPUR | 116 | REIMS | 168 |
| ASCOT | 248 | DALLAS | 274 | KIEV | 278 | REINE | 184 |
| AVENUE | 28 | DAREN | 68 | KIVU | 280 | RIYADH | 186 |
| BARNWOOD | 30 | DENALI | 72 | LEAD | 118 | SAHEL | 188 |
| BIENNE | 32 | DOREX | 74 | LINCOLN | 120 | SAIGON | 294 |
| BLACK | 36 | DOVER | 78 | LYS | 122 | SAVANA / EMPERADOR | 296 |
| BLANCO | 38 / 246 | EGEO | 80 | METROPOLI | 282 | SILVER | 192 |
| BOSSE | 258 | EKOS | 82 | MÓNACO | 124 | SPAZIO | 194 |
| BRICK | 260 | ETERNITY | 276 | MOONGRAY | 126 | STATUS | 196 |
| CAESAR | 50 | FIJI | 84 | MOVILA | 280 | STRYN | 202 |
| CALACATTA | 52 | FOREVER | 86 | NAIROBI | 128 / 286 | TAVOLA | 206 |
| CAMBARA | 262 | GALERY | 88 | NAXOS | 132 | TESSINO | 208 |
| CANAIMA | 54 | GEOSTONE | 90 | NEWBURY | 138 | TEVERE | 230 |
| CANTERBURY | 56 | GOTHEL | 94 | NICKON | 148 | TOGA | 232 |
| CASCAIS | 58 | HALDEN | 96 | OYSTER | 152 | TRIVOR | 238 |
| CASPIO | 264 | HELSSET | 104 | PARK | 154 | URANO | 240 |
| CATHELYN | 60 | HEVIK | 106 | POLIS | 290 | VESTIGE | 242 |
| CITY | 266 | HUDSON | 108 | PUNCAK | 156 | WHITE | 244 |
| CLASSIC CREAM | 62 | ICARO | 110 | QALA | 158 | | |

Índice formatos / Format index

Porcelánico / Porcelain tiles

| | | | | | | | |
|---|------------|--|------------|--|------------|--------------------------------------|------------|
| 260 x 120 cm. — 102,36" x 47,24" | | 120 x 120 cm. — 47,24" x 47,24" | | 20 x 120 cm. — 7,87" x 47,24" | | 60 x 60 cm. — 23,63" x 23,63" | |
| ARAL | 24 | ARAL | 24 | ALBANY | 22 | ABSTRACT | 14 |
| BLACK | 36 | BIENNE | 32 | CANAIMA | 54 | AVENUE | 28 |
| BLANCO NATURAL | 38 | BLANCO NATURAL | 40 | FOREVER | 86 | BLANCO NATURAL | 40 |
| BLANCO PULIDO | 42 | BLANCO PULIDO | 44 | HEVIK | 106 | BLANCO PULIDO | 44 |
| CREAM | 66 | CLASSIC CREAM NATURAL | 62 | HUDSON | 108 | CAESAR | 50 |
| DAREN | 68 | CLASSIC CREAM PULIDO | 64 | MOONGRAY | 126 | CALACATTA | 52 |
| GALERY | 88 | DAREN | 68 | SPAZIO | 194 | CANTERBURY | 56 |
| HALDEN | 96 | GALERY | 88 | 20 x 114 cm. — 7,87" x 44,88" | | DENALI | 72 |
| ICARO | 110 | GEOSTONE | 90 | BARNWOOD | 30 | DOVER | 78 |
| LEAD | 118 | ICARO | 110 | EKOS | 82 | EGEO | 80 |
| RAVENA | 162 | NAXOS | 132 | FIJI | 84 | GOTHEL | 94 |
| SILVER | 192 | NEWBURY | 138 | IGUAZU | 112 | HALDEN | 96 |
| TESSINO | 208 | QALA | 158 | PARK | 154 | HELSSET | 104 |
| VESTIGE | 242 | RAVENA | 162 | TAVOLA | 202 | LINCOLN | 120 |
| 240 x 120 cm. — 94, 48" x 47,24" | | REIMS | 168 | TEVERE | 230 | NAIROBI | 128 |
| BIENNE | 32 | STATUS PULIDO | 198 | 80 x 80 cm. — 31, 50" x 31, 50" | | NAXOS | 136 |
| BLANCO NATURAL | 38 | TESSINO | 208 | ABSTRACT | 14 | NEWBURY | 146 |
| BLANCO PULIDO | 42 | TOGA | 232 | BLANCO NATURAL | 40 | NICKON | 150 |
| CLASSIC CREAM NATURAL | 62 | VESTIGE | 242 | BLANCO PULIDO | 44 | PUNCAK | 156 |
| CLASSIC CREAM PULIDO | 64 | 60 x 120 cm. — 23,63" x 47,24" | | CALACATTA | 52 | QALA | 160 |
| GEOSTONE | 90 | ABSTRACT | 14 | DOREX | 74 | RAVENA | 162 |
| NEWBURY | 138 | ARAL | 24 | HALDEN | 96 | REIMS | 170 |
| QALA | 158 | BLACK | 36 | JAIPUR | 116 | REINE | 184 |
| REIMS | 168 | BLANCO NATURAL | 40 | MÓNACO | 124 | RIYADH | 186 |
| STATUS NATURAL | 196 | BLANCO PULIDO | 44 | NAIROBI | 128 | STATUS | 200 |
| STATUS PULIDO | 198 | CLASSIC CREAM NATURAL | 62 | NEWBURY PULIDO | 140 | TESSINO | 228 |
| TOGA | 232 | CLASSIC CREAM PULIDO | 64 | NEWBURY WHITE | 144 | TOGA | 232 |
| 80 x 160 cm. — 31, 50" x 63" | | DAREN | 68 | RAVENA | 164 | TRIVOR | 238 |
| BLACK | 36 | DOREX | 74 | REIMS | 170 | URANO | 240 |
| BLANCO NATURAL | 40 | GALERY | 88 | TESSINO | 210 | 40 x 60 cm. — 15,75" x 23,62" | |
| BLANCO PULIDO | 44 | GEOSTONE | 90 | TRIVOR | 238 | DOVER | 78 |
| NEWBURY PULIDO | 140 | HALDEN | 96 | 30 x 60 cm. — 11,81" x 23,62" | | OYSTER | 152 |
| NEWBURY WHITE | 144 | ICARO | 110 | ABSTRACT | 14 | 30 x 60 cm. — 11,81" x 23,62" | |
| RAVENA | 164 | NAXOS | 132 | DOREX | 74 | ABSTRACT | 14 |
| TESSINO | 210 | NEWBURY | 138 | REIMS | 170 | DOREX | 74 |
| VESTIGE | 242 | NICKON | 148 | 30 x 60 cm. — 11,81" x 23,62" | | REIMS | 170 |
| | | QALA | 158 | ABSTRACT | 14 | | |
| | | REIMS | 168 | DOREX | 74 | | |
| | | STATUS NATURAL | 196 | REIMS | 170 | | |
| | | STATUS PULIDO | 198 | | | | |
| | | TOGA | 232 | | | | |

Índice formatos / *Format index*

Pasta blanca / *White body tiles*

| 40 x 120 cm. — 15,75" x 47,24" | | 30 x 90 cm. SLIM — 11,81" x 35,43" | |
|--------------------------------|------------|------------------------------------|-----|
| BLANCO | 46 | LYS | 122 |
| DENALI | 72 | NAXOS | 136 |
| EGEO | 80 | NEWBURY | 146 |
| HELSSET | 104 | WHITE | 244 |
| LINCOLN | 120 | | |
| NICKON | 150 | 30 x 60 cm. — 11,81" x 23,62" | |
| PUNCAK | 156 | BLANCO | 48 |
| QALA | 160 | CASCAIS | 58 |
| SAHEL | 188 | INNOVA | 114 |
| STATUS | 200 | URANO | 240 |
| STRYN | 202 | | |
| TESSINO | 228 | | |
| 30 x 90 cm. — 11,81" x 35,43" | | | |
| AVENUE | 28 | | |
| BLANCO | 48 | | |
| CAESAR | 50 | | |
| CANTERBURY | 56 | | |
| CASCAIS | 58 | | |
| CATHELYN | 60 | | |
| GOTHEL | 94 | | |
| LINCOLN | 120 | | |
| RAVENA | 162 | | |
| REINE | 184 | | |
| STRYN | 204 | | |

Pasta roja / *Red body tiles*

| 20 x 110 cm. SLIM — 7,87" x 43,31" | | 20 x 50 cm. — 7,87" x 19,69" | |
|------------------------------------|-----|-----------------------------------|-----|
| ASCOT | 248 | BLANCO | 256 |
| | | COLTER | 270 |
| 33,3 x 100 cm. — 13,13" x 39,37" | | METROPOLI | 282 |
| BLANCO | 250 | | |
| CAMBARA | 262 | 17,5 x 50 cm. — 6,89" x 19,69" | |
| CITY | 266 | BOSSE | 258 |
| POLIS | 290 | BRICK | 260 |
| RELIEF | 292 | KIVU | 280 |
| | | MOVILA | 284 |
| 28 x 85 cm. — 11,02" x 33,46" | | SAIGON | 294 |
| BLANCO | 252 | | |
| CASPIO | 264 | 44,7 x 44,7 cm. — 17,60" x 17,60" | |
| COLTER | 268 | CASPIO | 264 |
| ETERNITY | 276 | CITY | 266 |
| KIEV | 278 | CROWNE | 272 |
| NAIROBI | 286 | COLTER | 268 |
| | | DALLAS | 274 |
| 31,6 x 63,2 cm. — 12,44" x 24,88" | | ETERNITY | 276 |
| BLANCO | 254 | KIEV | 278 |
| CROWNE | 272 | METROPOLI | 282 |
| DALLAS | 274 | NAIROBI | 286 |
| NAIROBI | 288 | SAVANA / EMPERADOR | 296 |
| SAVANA / EMPERADOR | 296 | | |

Índice por inspiración / Index by inspiration

Mármoles / Marbles

| | | | |
|---------------|------------|--------------------|------------|
| ARAL | 24 | JAIPUR | 116 |
| BIENNE | 32 | MÓNACO | 124 |
| CAESAR | 50 | NAIROBI | 128 / 286 |
| CALACATTA | 52 | NAXOS | 132 |
| CASCAIS | 58 | NEWBURY | 138 |
| CASPIO | 264 | QALA | 158 |
| CLASSIC CREAM | 62 | RAVENA | 162 |
| DALLAS | 274 | RIYADH | 186 |
| DAREN | 68 | SAIGON | 294 |
| EGEO | 80 | SAVANA / EMPERADOR | 296 |
| GALERY | 88 | STATUS | 196 |
| GOTHEL | 94 | TESSINO | 208 |
| HELSSET | 104 | TRIVOR | 238 |
| ICARO | 110 | VESTIGE | 242 |

Cementos, metales y piedras / Cements, metals & stones

| | | | |
|----------|-----|-----------|-----|
| ABSTRACT | 14 | LYS | 122 |
| AVENUE | 28 | METROPOLI | 282 |
| BRICK | 260 | NICKON | 148 |
| CITY | 266 | OYSTER | 152 |
| CROWNE | 272 | POLIS | 286 |
| DENALI | 72 | PUNCAK | 156 |
| DOREX | 74 | REIMS | 168 |
| DOVER | 78 | REINE | 184 |
| ETERNITY | 276 | SAHEL | 188 |
| GEOSTONE | 90 | SAIGON | 290 |
| HALDEN | 96 | TAVOLA | 202 |
| INNOVA | 114 | TOGA | 232 |
| KIEV | 278 | URANO | 240 |
| LINCOLN | 120 | | |

Maderas / Woods

| | | | |
|----------|-----|----------|-----|
| ALBANY | 22 | HUDSON | 108 |
| ASCOT | 248 | IGUAZU | 112 |
| BARNWOOD | 30 | KIVU | 280 |
| BOSSE | 258 | MOONGRAY | 126 |
| CAMBARA | 262 | MOVILA | 280 |
| CANAIMA | 54 | PARK | 154 |
| COLTER | 268 | SAIGON | 290 |
| EKOS | 82 | SPAZIO | 194 |
| FIJI | 84 | TAVOLA | 206 |
| FOREVER | 86 | TEVERE | 230 |
| HEVIK | 106 | | |

Básicos y textiles / Basic & textil

| | |
|----------|----------|
| BLACK | 36 |
| BLANCO | 38 / 246 |
| CATHELYN | 60 |
| CREAM | 66 |
| LEAD | 118 |
| RELIEF | 292 |
| SILVER | 192 |
| STRYN | 202 |
| WHITE | 244 |

AB

Colectiões

12 — 245

Porcelánico
Porcelain tiles

Pasta blanca
White body tiles


247 — 297

Pasta roja
Red body tiles

Abstract

Porcelánico / Porcelain tiles

60 x 120 cm. — 23,62" x 47,24"
 80 x 80 cm. — 31,50" x 31,50"
 60 x 60 cm. — 23,62" x 23,62"
 30 x 60 cm. — 11,81 x 23,62"




Abstract Sand
 30 x 60 cm. PR3060L
 Rectificado
 30 x 60 cm. Anti-Slip PR3060R
 Rectificado




Abstract Sand
 60 x 60 cm. PR6060L
 Rectificado
 60 x 60 cm. Anti-Slip PR6060R
 Rectificado



Abstract Sand Lapado
 60 x 60 cm. PR6060C
 Rectificado



Abstract Sand
 80 x 80 cm. PR8080L
 Rectificado
 80 x 80 cm. Anti-Slip PR8080R
 Rectificado



Abstract Sand Lapado
 80 x 80 cm. PR8080C
 Rectificado



Abstract Sand
 60 x 120 cm. P6012L
 60 x 120 cm. Anti-Slip P6012R



Abstract Sand Lapado
 60 x 120 cm. P6012C

| | SIZE | TR | PCK |
|------------------------------|---------|----|-----|
| Rodapié Corte / Cut Skirting | 10 x 80 | 22 | 14 |
| Rodapié Corte / Cut Skirting | 10 x 60 | 20 | 15 |

* Sujeto a disponibilidad / Subject to availability

Se aconseja uso del Sistema Nivelado
 We recomend using Levelling System to lay the tiles
 Ver pág. / See p. 318





Abstract Sand 30 x 60 cm. Rectificado — Pavimento / Floor Tile: Abstract Sand 60 x 60 cm. Rectificado

Abstract

Porcelánico / Porcelain tiles

60 x 120 cm. — 23,62" x 47,24"
 80 x 80 cm. — 31,50" x 31,50"
 60 x 60 cm. — 23,62" x 23,62"
 30 x 60 cm. — 11,81 x 23,62"



Abstract Greige
 30 x 60 cm. PR3060L
 Rectificado
 30 x 60 cm. Anti-Slip PR3060R
 Rectificado



Abstract Greige
 60 x 60 cm. PR6060R
 Rectificado
 60 x 60 cm. Anti-Slip PR6060E
 Rectificado



Abstract Greige Lapado
 60 x 60 cm. PR6060RC
 Rectificado



Abstract Greige
 80 x 80 cm. PR8080R
 Rectificado
 80 x 80 cm. Anti-Slip PR8080E
 Rectificado



Abstract Greige Lapado
 80 x 80 cm. PR8080RC
 Rectificado



Abstract Greige
 60 x 120 cm. P6012R
 60 x 120 cm. Anti-Slip P6012E



Abstract Greige Lapado
 60 x 120 cm. P6012RC

| | SIZE | TR | PCK |
|------------------------------|---------|----|-----|
| Rodapié Corte / Cut Skirting | 10 x 80 | 22 | 14 |
| Rodapié Corte / Cut Skirting | 10 x 60 | 20 | 15 |

* Sujeto a disponibilidad / Subject to availability

Se aconseja uso del Sistema Nivelado
 We recomend using Levelling System to lay the tiles
 Ver pág. / See p. 318





Abstract Greige 60 x 120 cm. — Pavimento / Floor Tile: Abstract Greige 80 x 80 cm. Rectificado


Abstract

Porcelánico / Porcelain tiles

60 x 120 cm. — 23,62" x 47,24"
 80 x 80 cm. — 31,50" x 31,50"
 60 x 60 cm. — 23,62" x 23,62"
 30 x 60 cm. — 11,81 x 23,62"




Abstract Silver
 30 x 60 cm. PR3060L
 Rectificado
 30 x 60 cm. Anti-Slip PR3060R
 Rectificado




Abstract Silver
 60 x 60 cm. PR6060L
 Rectificado
 60 x 60 cm. Anti-Slip PR6060R
 Rectificado



Abstract Silver Lapado
 60 x 60 cm. PR6060C
 Rectificado



Abstract Silver
 80 x 80 cm. PR8080L
 Rectificado
 80 x 80 cm. Anti-Slip PR8080R
 Rectificado



Abstract Silver Lapado
 80 x 80 cm. PR8080C
 Rectificado



Abstract Silver
 60 x 120 cm. P6012L
 60 x 120 cm. Anti-Slip P6012R



Abstract Silver Lapado
 60 x 120 cm. P6012C

| | SIZE | TR | PCK |
|------------------------------|---------|----|-----|
| Rodapié Corte / Cut Skirting | 10 x 80 | 22 | 14 |
| Rodapié Corte / Cut Skirting | 10 x 60 | 20 | 15 |

* Sujeto a disponibilidad / Subject to availability

Se aconseja uso del Sistema Nivelado
 We recomend using Levelling System to lay the tiles
 Ver pág. / See p. 318





Abstract Silver 60 x 120 cm. — Pavimento / Floor Tile: Abstract Silver 60 x 120 cm.

Abstract

Porcelánico / Porcelain tiles

60 x 120 cm. — 23,62" x 47,24"
 80 x 80 cm. — 31,50" x 31,50"
 60 x 60 cm. — 23,62" x 23,62"
 30 x 60 cm. — 11,81 x 23,62"



Abstract Graphite
 30 x 60 cm. PR3060L
 Rectificado
 30 x 60 cm. Anti-Slip PR3060R
 Rectificado



Abstract Graphite
 60 x 60 cm. PR6060R
 Rectificado
 60 x 60 cm. Anti-Slip PR6060E
 Rectificado



Abstract Graphite Lapado
 60 x 60 cm. PR6060RC
 Rectificado



Abstract Graphite
 80 x 80 cm. PR8080R
 Rectificado
 80 x 80 cm. Anti-Slip PR8080E
 Rectificado



Abstract Graphite Lapado
 80 x 80 cm. PR8080RC
 Rectificado



Abstract Graphite
 60 x 120 cm. P6012R
 60 x 120 cm. Anti-Slip P6012E



Abstract Graphite Lapado
 60 x 120 cm. P6012RC

| | SIZE | TR | PCK |
|------------------------------|---------|----|-----|
| Rodapié Corte / Cut Skirting | 10 x 80 | 22 | 14 |
| Rodapié Corte / Cut Skirting | 10 x 60 | 20 | 15 |

* Sujeto a disponibilidad / Subject to availability

Se aconseja uso del Sistema Nivelado
 We recomend using Levelling System to lay the tiles
 Ver pág. / See p. 318





Abstract Graphite Anti-Slip 60 x 60 cm. Rectificado

Albany

Porcelánico / Porcelain tiles

20 x 120 cm. — 7,87" x 47,24"



Albany Fresno
20 x 120 cm.

P2012LB



Albany Roble
20 x 120 cm.
20 x 120 cm. Anti-Slip

P2012LB
P2012R




Albany Chesnut
20 x 120 cm.

P2012E



Albany Rovere
20 x 120 cm.

P2012E



Ejemplos de colocación / Examples of placement



| | SIZE | TR | PCK |
|------------------------------|---------|----|-----|
| Rodapié Corte / Cut Skirting | 10 x 60 | 20 | 15 |

Se aconseja uso del Sistema Nivelado
We recommend using Levelling System to lay the tiles
Ver pág. / See p. 318





Albany Rovere 20 x 120 cm.

Aral

Porcelánico / Porcelain tiles

260 x 120 cm. — 102, 36" x 47,24"
 120 x 120 cm. — 47,24" x 47,24"
 60 x 120 cm. — 23,62" x 47,24"



XLAB




Aral Cream Pulido
260 x 120 cm.

XL2612P



Aral Cream Natural
60 x 120 cm.

P6012L



Aral Cream Pulido
60 x 120 cm.

P6012P



Aral Cream Pulido
120 x 120 cm.

P1212P

—
 Espesor / Thickness — 7 mm.
 Variación Gráfica / Different Pattern — 4

| | SIZE | TR | PCK |
|--|---------|----|-----|
| Rodapié Corte / Cut Skirting RC1212 | 10 x 60 | 25 | 15 |
| Rodapié Corte / Cut Skirting | 10 x 60 | 20 | 15 |





Aral Cream Pulido 60 x 120 cm. — Pavimento / Floor Tiles: Aral Cream Pulido 120 x 120 cm.

Aral

Porcelánico / Porcelain tiles

260 x 120 cm. — 102,36" x 47,24"
 120 x 120 cm. — 47,24" x 47,24"
 60 x 120 cm. — 23,62" x 47,24"



XLAB



Aral Pearl Pulido
260 x 120 cm.

XL2612P



Aral Pearl Natural
60 x 120 cm.

P6012L



Aral Pearl Pulido
60 x 120 cm.

P6012P



Aral Pearl Pulido
120 x 120 cm.

P1212P

—
 Espesor / Thickness — 7 mm.
 Variación Gráfica / Different Pattern — 4

| | SIZE | TR | PCK |
|--|---------|----|-----|
| Rodapié Corte / Cut Skirting RC1212 | 10 x 60 | 25 | 15 |
| Rodapié Corte / Cut Skirting | 10 x 60 | 20 | 15 |





Aral Pearl Pulido 120 x 120 cm.

Avenue

Pasta blanca / White body tiles

30 x 90 cm. — 11,81" x 35,43"
60 x 60 cm. — 23,62" x 23,62"




Avenue Beige
30 x 90 cm. WB3090L



Avenue Gris
30 x 90 cm. WB3090L



Leaves Avenue Beige
30 x 90 cm. WB3090R



Leaves Avenue Gris
30 x 90 cm. WB3090R



Track Avenue Beige
30 x 90 cm. WB3090L



Track Avenue Gris
30 x 90 cm. WB3090L



Avenue Nuez
30 x 90 cm. WB3090L



Avenue Marengo
30 x 90 cm. WB3090L



Cenefa Noa Bronze
3 x 90 cm. TR-52 [PCK. 28]



Cenefa Noa Silver
2,5 x 90 cm. TR-46 [PCK. 28]



Pavimento coordinado
Coordinated floor tiles



Avenue Beige
60 x 60 cm. PR6060L
Rectificado



Avenue Gris
60 x 60 cm. PR6060L
Rectificado

| | SIZE | TR | PCK |
|------------------------------|---------|----|-----|
| Rodapié Corte / Cut Skirting | 10 x 60 | 20 | 15 |

* Sujeto a disponibilidad / Subject to availability

Se aconseja uso del Sistema Nivelado
We recommend using Levelling System to lay the tiles
Ver pág. / See p. 318





Avenue Beige 30 x 90 cm. Leaves Avenue Beige 30 x 90 cm. — Pavimento / Floor Tiles: Avenue Beige 60 x 60 cm. Rectificado

Barnwood

Porcelánico / Porcelain tiles

20 x 114 cm. — 7,87" x 44,88"



Barnwood
20 x 114 cm.

P2014LB



| | SIZE | TR | PCK |
|------------------------------|---------|-----|-----|
| Rodapié / Skirting | 10 x 57 | 22* | 15 |
| Rodapié Corte / Cut Skirting | 10 x 57 | 22 | 15 |

* Sujeto a disponibilidad / Subject to availability

Ejemplos de colocación / Examples of placement



Se aconseja uso del Sistema Nivelado
We recommend using Levelling System to lay the tiles
Ver pág. / See p. 318





Barnwood 20 x 114 cm.

Bienne

Porcelánico / Porcelain tiles

240 x 120 cm. — 94,48" x 47,24"
120 x 120 cm. — 47,24" x 47,24"



XLAB



Bienne Jade Pulido
240 x 120 cm.

XL2412P



Bienne Jade Pulido
120 x 120 cm.


P1212P

—
Espesor / Thickness — 7 mm.
Variación Gráfica / Different Pattern — 4

| | SIZE | TR | PCK |
|--|---------|----|-----|
| Rodapié Corte / Cut Skirting RC1212 | 10 x 60 | 25 | 15 |

Se aconseja uso del Sistema Nivelado
We recomend using Levelling System to lay the tiles
Ver pág. / See p. 318





Bienne Jade Pulido 240 x 120 cm. — Pavimento / Floor Tiles: Bienne Jade Pulido 240 x 120 cm.

Bienne

Porcelánico / Porcelain tiles

240 x 120 cm. — 94, 48" x 47,24"
120 x 120 cm. — 47,24" x 47,24"



XLAB



Bienne Grigio Pulido
240 x 120 cm.

XL2412P



Bienne Grigio Pulido
120 x 120 cm.

P1212P

—
Espesor / Thickness — 7 mm.
Variación Gráfica / Different Pattern — 4

| | SIZE | TR | PCK |
|--|---------|----|-----|
| Rodapié Corte / Cut Skirting RC1212 | 10 x 60 | 25 | 15 |

Se aconseja uso del Sistema Nivelado
We recomend using Levelling System to lay the tiles
Ver pág. / See p. 318





Bienne Grigio Pulido 120 x 120 cm.


Black

Porcelánico / Porcelain tiles

260 x 120 cm. — 102,36" x 47,24"
 80 x 160 cm. — 31,50" x 63"
 60 x 120 cm. — 23,62" x 47,24"



XLAB



Black Natural
260 x 120 cm.

XL2612E

—
Espesor / Thickness — 6 mm.

Uso exclusivo en revestimiento
Exclusive use as wall tiles



Black Natural
60 x 120 cm.

P6012C



Black Natural
80 x 160 cm.

P8016C

| | SIZE | TR | PCK |
|------------------------------|---------|----|-----|
| Rodapié Corte / Cut Skirting | 10 x 80 | 22 | 14 |
| Rodapié Corte / Cut Skirting | 10 x 60 | 20 | 15 |





Black Natural 260 x 120 cm. — Pavimento / Floor Tile: Reims Grey 80 x 80 cm.


Blanco

Porcelánico / Porcelain tiles



260 x 120 cm. — 102,36" x 47,24"
240 x 120 cm. — 94,48" x 47,24"
120 x 120 cm. — 47,24" x 47,24"
60 x 120 cm. — 23,62" x 47,24"
60 x 60 cm. — 23,62" x 23,62"
80 x 160 cm. — 31,50" x 63"
80 x 80 cm. — 31,50" x 31,50"

XLAB




Blanco Natural
260 x 120 cm.

XL2612L

—
Espesor / Thickness — 6 mm.

Uso exclusivo en revestimiento
Exclusive use as wall tiles



Blanco P Natural
240 x 120 cm.

XL2412L

—
Espesor / Thickness — 6 mm.

Uso exclusivo en revestimiento
Exclusive use as wall tiles






Blanco P Natural 260 x 120 cm. — Pavimento / Floor Tile: Regenstone Grey 60 x 120 cm.

Blanco


Porcelánico / Porcelain tiles




260 x 120 cm. — 102,36" x 47,24"
 240 x 120 cm. — 94,48" x 47,24"
 120 x 120 cm. — 47,24" x 47,24"
 60 x 120 cm. — 23,62" x 47,24"
 60 x 60 cm. — 23,62" x 23,62"
 80 x 160 cm. — 31,50" x 63"
 80 x 80 cm. — 31,50" x 31,50"

Blanco Natural
80 x 80 cm.


PR8080L

Blanco Natural
60 x 60 cm.


PR6060L

Blanco Natural
80 x 160 cm.

P8016L

Blanco Natural
60 x 120 cm.

P6012L

Blanco Natural
120 x 120 cm.

P1212L

| | SIZE | TR | PCK |
|--|---------|----|-----|
| Rodapié Corte / Cut Skirting RC1212 | 10 x 60 | 25 | 15 |
| Rodapié Corte / Cut Skirting | 10 x 60 | 20 | 15 |
| Rodapié / Skirting | 10 x 80 | 22 | 14 |





Blanco Natural 80 x 160 cm. — Pavimento / Floor Tile: Kimberly Roble 20 x 114 cm.


Blanco

Porcelánico / Porcelain tiles



260 x 120 cm. — 102,36" x 47,24"
240 x 120 cm. — 94,48" x 47,24"
120 x 120 cm. — 47,24" x 47,24"
60 x 120 cm. — 23,62" x 47,24"
60 x 60 cm. — 23,62" x 23,62"
80 x 160 cm. — 31,50" x 63"
80 x 80 cm. — 31,50" x 31,50"

XLAB




Blanco Pulido
260 x 120 cm.

XL2612V

—
Espesor / Thickness — 7 mm.

Uso exclusivo en revestimiento
Exclusive use as wall tiles



Blanco P Pulido
240 x 120 cm.

XL2412V

—
Espesor / Thickness — 7 mm.

Uso exclusivo en revestimiento
Exclusive use as wall tiles




Blanco Pulido 240 x 120 cm. — Pavimento / Floor Tile: Reims Ivory 60 x 120 cm.

Blanco

Porcelánico / Porcelain tiles




260 x 120 cm. — 102,36" x 47,24"
 240 x 120 cm. — 94,48" x 47,24"
 120 x 120 cm. — 47,24" x 47,24"
 60 x 120 cm. — 23,62" x 47,24"
 60 x 60 cm. — 23,62" x 23,62"
 80 x 160 cm. — 31,50" x 63"
 80 x 80 cm. — 31,50" x 31,50"




Blanco Pulido
80 x 80 cm.

PR8080V




Blanco Pulido
60 x 60 cm.

PR6060V




Blanco Pulido
80 x 160 cm.

P8016V



Blanco Pulido
60 x 120 cm.

P6012V



Blanco Pulido
120 x 120 cm.

P1212V

| | SIZE | TR | PCK |
|--|---------|----|-----|
| Rodapié Corte / Cut Skirting RC1212 | 10 x 60 | 25 | 15 |
| Rodapié Corte / Cut Skirting | 10 x 60 | 20 | 15 |
| Rodapié / Skirting | 10 x 80 | 22 | 14 |






Blanco Pulido 120 x 120 cm.

Blanco

Pasta blanca / White body tiles



40 x 120 cm. — 15,75" x 47,24"
 30 x 90 cm. — 11,81" x 35,43"
 30 x 60 cm. — 11,81" x 23,62"



Blanco Brillo
 40 x 120 cm. WB4012R



Star Blanco Brillo
 40 x 120 cm. WB4012RB



Volume Blanco Brillo
 40 x 120 cm. WB4012RB

Pencil Inox Brillo
 1,5 x 120 cm. TR-31 [PCK. 8]

Pencil Inox Mate
 1,5 x 120 cm. TR-31 [PCK. 8]



Pavimento coordinado
 Coordinated floor tiles



Albany Chesnut
 20 x 120 cm. P2012E



Albany Rovere
 20 x 120 cm. P2012E

Ejemplos de colocación / Examples of placement



Se aconseja uso del Sistema Nivelado
 We recommend using Levelling System to lay the tiles
 Ver pág. / See p. 318



| | SIZE | TR | PCK |
|------------------------------|---------|----|-----|
| Rodapié Corte / Cut Skirting | 10 x 60 | 20 | 15 |




Blanco Brillo 40 x 120 cm. Star Blanco Brillo 40 x 120 cm. — Pavimento / Floor Tiles: Albany Chesnut 20 x 120 cm.


Blanco

Pasta blanca / White body tiles


40 x 120 cm. — 15,75" x 47,24"
 30 x 90 cm. — 11,81" x 35,43"
 30 x 60 cm. — 11,81" x 23,62"




Blanco Brillo
30 x 90 cm. WB3090LB



Blanco Brillo
30 x 60 cm. WB3060L




Shutter Blanco Brillo
30 x 90 cm. WB3090R



Ona Blanco Brillo
30 x 60 cm. WB3060L



Leaves Blanco Brillo
30 x 90 cm. WB3090R



Blanco Mate
30 x 60 cm. WB3060L



Ona Blanco Mate
30 x 60 cm. WB3060L



Pavimento coordinado
Coordinated floor tiles



Tevere Cedro
20 x 114 cm. P2014L


| | SIZE | TR | PCK |
|------------------------------|---------|-----|-----|
| Rodapié / Skirting | 10 x 57 | 22 | 15 |
| Rodapié Corte / Cut Skirting | 10 x 57 | 22* | 15 |

* Sujeto a disponibilidad / Subject to availability

Ejemplos de colocación / Examples of placement



Se aconseja uso del Sistema Nivelado
We recommend using Levelling System to lay the tiles
Ver pág. / See p. 318





Blanco Brillo 30 x 90 cm. Leaves Blanco Brillo 30 x 90 cm. — Pavimento / Floor Tiles: Tevere Cedro 20 x 114 cm.

Caesar

Pasta blanca / White body tiles

30 x 90 cm. — 11,81" x 35,43"
60 x 60 cm. — 23,62" x 23,62"



Caesar Natural
30 x 90 cm.

WB3090LB



Caesar Moon
30 x 90 cm.

WB3090LB



Track Caesar Natural
30 x 90 cm.

WB3090LB



Track Caesar Moon
30 x 90 cm.

WB3090LB



Pavimento coordinado
Coordinated floor tiles



Caesar Natural
60 x 60 cm.
Rectificado

PR6060LB




Caesar Moon
60 x 60 cm.
Rectificado

PR6060LB

| | SIZE | TR | PCK |
|------------------------------|---------|----|-----|
| Rodapié Corte / Cut Skirting | 10 x 60 | 20 | 15 |

Se aconseja uso del Sistema Nivelado
We recommend using Levelling System to lay the tiles
Ver pág. / See p. 318






Caesar Natural 30 x 90 cm. Track Caesar Natural 30 x 90 cm. — Pavimento / Floor Tiles: Caesar Natural 60 x 60 cm. Rectificado

Calacatta

Pavimento / Floor tiles




80 x 80 cm. — 31,50" x 31,50"
60 x 60 cm. — 23,62" x 23,62"



Calacatta Bianco
80 x 80 cm.
Rectificado

PR8080LB



Calacatta Bianco
60 x 60 cm.

P6060LB



| | SIZE | TR | PCK |
|------------------------------|---------|----|-----|
| Rodapié Corte / Cut Skirting | 10 x 80 | 22 | 14 |
| Rodapié Corte / Cut Skirting | 10 x 60 | 20 | 15 |

Se aconseja uso del Sistema Nivelado
We recommend using Levelling System to lay the tiles
Ver pág. / See p. 318





Calacatta Bianco 80 x 80 cm. Rectificado

Canaima

20 x 120 cm. — 7,87" x 47,24"

Porcelánico / Porcelain tiles



Canaima Castaño Pulido
20 x 120 cm.

P2012RP



Canaima Nogal Pulido
20 x 120 cm.

P2012RP



Ejemplos de colocación / Examples of placement



| | SIZE | TR | PCK |
|------------------------------|---------|----|-----|
| Rodapié Corte / Cut Skirting | 10 x 60 | 20 | 15 |

Se aconseja uso del Sistema Nivelado
We recommend using Levelling System to lay the tiles
Ver pág. / See p. 318






Canaima Castaño Pulido 20 x 120 cm.

Canterbury

Pasta blanca / White body tiles

30 x 90 cm. — 11,81" x 35,43"
60 x 60 cm. — 23,62" x 23,62"



Canterbury Ice
30 x 90 cm. WB3090L



Way Canterbury Silver
30 x 90 cm. WB3090R



Volea Canterbury Silver
30 x 90 cm. WB3090R



Canterbury Silver
30 x 90 cm. WB3090L




Cenefa Noa Silver
2,5 x 90 cm. TR-46 [PCK. 28]



Pavimento coordinado
Coordinated floor tiles



Canterbury Silver
60 x 60 cm. PR6060L
Rectificado



| | SIZE | TR | PCK |
|------------------------------|---------|----|-----|
| Rodapié Corte / Cut Skirting | 10 x 60 | 20 | 15 |

Se aconseja uso del Sistema Nivelado
We recommend using Levelling System to lay the tiles
Ver pág. / See p. 318





Canterbury Ice 30 x 90 cm. Canterbury Silver 30 x 90 cm. Way Canterbury Silver 30 x 90 cm. — Pavimento / Floor Tiles: Canterbury Silver 60 x 60 cm. Rect.


Cascais

Pasta blanca / White body tiles

30 x 90 cm. — 11,81" x 35,43"
30 x 60 cm. — 11,81" x 23,62"



Cascais
30 x 90 cm. WB3090LB



Cascais
30 x 60 cm. WB3060L



Leaves Cascais
30 x 90 cm. WB3090R



Ona Cascais
30 x 60 cm. WB3060L



Cenefa Noa Silver
3 x 90 cm. TR-46 [PCK. 28]



Pavimento coordinado
Coordinated floor tiles



Ekos White
20 x 114 cm. P2014L



Ekos Grafito
20 x 114 cm. P2014LB

| | SIZE | TR | PCK |
|------------------------------|---------|-----|-----|
| Rodapié / Skirting | 10 x 57 | 20* | 15 |
| Rodapié Corte / Cut Skirting | 10 x 57 | 20 | 15 |

* Sujeto a disponibilidad / Subject to availability

Ejemplos de colocación / Examples of placement



Se aconseja uso del Sistema Nivelado
We recommend using Levelling System to lay the tiles
Ver pág. / See p. 318





Cascais 30 x 60 cm. Ona Cascais 30 x 60 cm. — Pavimento / Floor Tiles: Calacatta Bianco 60 x 60 cm.

Cathelyn

Pasta blanca / White body tiles

30 x 90 cm. — 11,81" x 35,43"



Cathelyn Sand
30 x 90 cm. WB3090L



Bowl Cathelyn Sand
30 x 90 cm. WB3090LB



Cathelyn Walnut
30 x 90 cm. WB3090L



Cenefa Noa Bronze
3 x 90 cm. TR-52 [PCK. 28]



Pavimento coordinado
Coordinated floor tiles



Hudson Oak
20 x 120 cm. P2012L

Ejemplos de colocación / Examples of placement



Se aconseja uso del Sistema Nivelado
We recommend using Levelling System to lay the tiles
Ver pág. / See p. 318



| | SIZE | TR | PCK |
|------------------------------|---------|----|-----|
| Rodapié Corte / Cut Skirting | 10 x 60 | 20 | 15 |





Cathelyn Sand 30 x 90 cm. Cathelyn Walnut 30 x 90 cm. Bowl Cathelyn Sand 30 x 90 cm. — Pavimento / Floor Tiles: Hudson Oak 20 x 120 cm.

Classic Cream

Porcelánico / Porcelain tiles

240 x 120 cm. — 94, 48" x 47,24"
 120 x 120 cm. — 47,24" x 47,24"
 60 x 120 cm. — 23,62" x 47,24"




XLAB



Classic Cream Natural
240 x 120 cm.

XL2412L



MF

Classic Cream Natural
60 x 120 cm.

P6012L



MF

Classic Cream Natural
120 x 120 cm.

P1212L

—
 Espesor / Thickness — 6 mm.
 Variación Gráfica / Different Pattern — 4

| | SIZE | TR | PCK |
|--|---------|----|-----|
| Rodapié Corte / Cut Skirting RC1212 | 10 x 60 | 25 | 15 |
| Rodapié Corte / Cut Skirting | 10 x 60 | 20 | 15 |

Se aconseja uso del Sistema Nivelado
 We recomend using Levelling System to lay the tiles
 Ver pág. / See p. 318





Classic Cream Natural 60 x 120 cm. — Pavimento / Floor Tiles: Classic Cream Natural 120 x 120 cm.

Classic Cream

Porcelánico / Porcelain tiles

240 x 120 cm. — 94, 48" x 47,24"
 120 x 120 cm. — 47,24" x 47,24"
 60 x 120 cm. — 23,62" x 47,24"



XLAB



Classic Cream Pulido
240 x 120 cm.

XL2412P



MF

Classic Cream Pulido
60 x 120 cm.

P6012P



MF

Classic Cream Pulido
120 x 120 cm.

P1212P

—
 Espesor / Thickness — 7 mm.
 Variación Gráfica / Different Pattern — 4

| | SIZE | TR | PCK |
|--|---------|----|-----|
| Rodapié Corte / Cut Skirting RC1212 | 10 x 60 | 25 | 15 |
| Rodapié Corte / Cut Skirting | 10 x 60 | 20 | 15 |



Classic Cream Pulido 60 x 120 cm. — Pavimento / Floor Tiles: Classic Cream Pulido 120 x 120 cm.


Cream

Porcelánico / Porcelain tiles

260 x 120 cm. — 102,36" x 47,24"



XLAB




Cream Natural
260 x 120 cm.

XL2612L

—
Espesor / Thickness — 6 mm.

Uso exclusivo en revestimiento
Exclusive use as wall tiles



Cream Pulido
260 x 120 cm.

XL2612P

—
Espesor / Thickness — 7 mm.

Uso exclusivo en revestimiento
Exclusive use as wall tiles



Cream Natural 260 x 120 cm. — Pavimento / Floor Tile: Spazio Teak 20 x 120 cm.

Daren

Porcelánico / Porcelain tiles

260 x 120 cm. — 102,36" x 47,24"
 120 x 120 cm. — 47,24" x 47,24"
 60 x 120 cm. — 23,62" x 47,24"



XLAB



Daren Blanc Pulido
260 x 120 cm.

XL2612V



MF

Daren Blanc Pulido
60 x 120 cm.

P6012V



MF

Daren Blanc Pulido
120 x 120 cm.

P1212V

—
 Espesor / Thickness — 7 mm.
 Variación Gráfica / Different Pattern — 4

| | SIZE | TR | PCK |
|--|---------|----|-----|
| Rodapié Corte / Cut Skirting RC1212 | 10 x 60 | 25 | 15 |
| Rodapié Corte / Cut Skirting | 10 x 60 | 20 | 15 |





Daren Blanc Pulido 60 x 120 cm. — Pavimento / Floor Tiles: Daren Blanc Pulido 120 x 120 cm.

Daren

Porcelánico / Porcelain tiles

260 x 120 cm. — 102,36" x 47,24"
 120 x 120 cm. — 47,24" x 47,24"
 60 x 120 cm. — 23,62" x 47,24"



XLAB



Daren Noir Pulido
260 x 120 cm.


XL2612RP



MF

Daren Noir Pulido
60 x 120 cm.

P6012GRP



MF

Daren Noir Pulido
120 x 120 cm.

P1212GRP

—
 Espesor / Thickness — 7 mm.
 Variación Gráfica / Different Pattern — 4

| | SIZE | TR | PCK |
|--|---------|----|-----|
| Rodapié Corte / Cut Skirting RC1212 | 10 x 60 | 25 | 15 |
| Rodapié Corte / Cut Skirting | 10 x 60 | 20 | 15 |





Daren-Noir Pulido 260 x 120 cm. — Pavimento / Floor Tiles: Daren-Noir Pulido 120 x 120 cm.

Denali

Pasta blanca / White body tiles

40 x 120 cm. — 15,75" x 47,24"
60 x 60 cm. — 23,62" x 23,62"



Denali Ivory
40 x 120 cm.

WB4012LB



Denali Ash
40 x 120 cm.

WB4012LB



Denali Grey
40 x 120 cm.

WB4012LB



Tonn Denali
40 x 120 cm.

WB4012LB



Malla Denali Mix
30 x 30 cm. TR-35 [PCK. 5]



Pavimento coordinado
Coordinated floor tiles



Denali Grey
60 x 60 cm.
Rectificado

PR6060L



| | SIZE | TR | PCK |
|------------------------------|---------|----|-----|
| Rodapié Corte / Cut Skirting | 10 x 60 | 20 | 15 |

Se aconseja uso del Sistema Nivelado
We recommend using Levelling System to lay the tiles
Ver pág. / See p. 318






Denali Grey 40 x 120 cm. Tonn Denali 40 x 120 cm. — Pavimento / Floor Tiles: Denali Grey 60 x 60 cm. Rectificado

Dorex

Porcelánico / Porcelain tiles

60 x 120 cm. — 23,62" x 47,24"
 80 x 80 cm. — 31,50" x 31,50"
 30 x 60 cm. — 11,81" x 23,62"



Dorex Sand
 30 x 60 cm.
 Rectificado PR3060R



Dorex Ash
 30 x 60 cm.
 Rectificado PR3060R



Dorex Sand
 80 x 80 cm.
 Rectificado PR8080R



Dorex Ash
 80 x 80 cm.
 Rectificado PR8080R



Dorex Sand
 60 x 120 cm. P6012R



Dorex Ash
 60 x 120 cm. P6012R

| | SIZE | TR | PCK |
|------------------------------|---------|----|-----|
| Rodapié Corte / Cut Skirting | 10 x 80 | 22 | 14 |
| Rodapié Corte / Cut Skirting | 10 x 60 | 20 | 15 |

Se aconseja uso del Sistema Nivelado
 We recomend using Levelling System to lay the tiles
 Ver pág. / See p. 318






Dorex Ash 60 x 120 cm. — Pavimento / Floor Tile: Dorex Ash 80 x 80 cm. Rectificado

Dorex

Porcelánico / Porcelain tiles


60 x 120 cm. — 23,62" x 47,24"
 80 x 80 cm. — 31,50" x 31,50"
 30 x 60 cm. — 11,81" x 23,62"



Dorex Smoke
 30 x 60 cm.
 Rectificado PR3060R



Dorex Black
 30 x 60 cm.
 Rectificado PR3060R




Dorex Smoke
 80 x 80 cm.
 Rectificado PR8080E



Dorex Black
 80 x 80 cm.
 Rectificado PR8080E



Dorex Smoke
 60 x 120 cm. P6012E



Dorex Black
 60 x 120 cm. P6012E

| | SIZE | TR | PCK |
|------------------------------|---------|----|-----|
| Rodapié Corte / Cut Skirting | 10 x 80 | 22 | 14 |
| Rodapié Corte / Cut Skirting | 10 x 60 | 20 | 15 |





Dorex Smoke 60 x 120 cm. — Pavimento / Floor Tiles: Dorex Smoke 80 x 80 cm. Rectificado

Dover

Porcelánico / Porcelain tiles

60 x 60 cm. — 23,62" x 23,62"
40 x 60 cm. — 15,75" x 23,62"



A

Dover Ivory
40 x 60 cm.
40 x 60 cm. Anti-Slip

P4060L
P4060A



A

Dover Pearl
40 x 60 cm.
40 x 60 cm. Anti-Slip

P4060L
P4060A



A

Dover Ivory
60 x 60 cm.
60 x 60 cm. Anti-Slip

P6060L
P6060A



A

Dover Pearl
60 x 60 cm.
60 x 60 cm. Anti-Slip

P6060L
P6060A




Dover Copper
40 x 60 cm.

P4060L



Dover Anthracite
40 x 60 cm.

P4060L



Dover Copper
60 x 60 cm.

P6060L



Dover Anthracite
60 x 60 cm.

P6060L

| | SIZE | TR | PCK |
|------------------------------|---------|-----|-----|
| Rodapié Corte / Cut Skirting | 10 x 60 | 20 | 15 |
| Rodapié / Skirting | 8 x 40 | 06* | 40 |
| Rodapié Corte / Cut Skirting | 8 x 40 | 12 | 40 |

* Sujeto a disponibilidad / Subject to availability

Se aconseja uso del Sistema Nivelado
We recommend using Levelling System to lay the tiles
Ver pág. / See p. 318






Walnut Wengué 20 x 114 cm. Dover Ivory 40 x 60 cm. — Pavimento / Floor Tile: Dover Pearl Anti-Slip 60 x 60 cm.

Egeo

Pasta blanca / White body tiles



40 x 120 cm. — 15,75" x 47,24"
60 x 60 cm. — 23,62" x 23,62"



Egeo
40 x 120 cm. WB4012LB



Decor Egeo
40 x 120 cm. WB4012LB




Tonn Egeo
40 x 120 cm. WB4012LB

Pencil Inox Brillo
1,5 x 120 cm. TR-31 [PCK. 8]

Pencil Inox Mate
1,5 x 120 cm. TR-31 [PCK. 8]



Pavimento coordinado
Coordinated floor tiles



Egeo
60 x 60 cm. PR6060LB
Rectificado



| | SIZE | TR | PCK |
|------------------------------|---------|----|-----|
| Rodapié Corte / Cut Skirting | 10 x 60 | 20 | 15 |

Se aconseja uso del Sistema Nivelado
We recommend using Levelling System to lay the tiles
Ver pág. / See p. 318





Egeo 40 x 120 cm. Decor Egeo 40 x 120 cm. — Pavimento / Floor Tiles: Egeo 60 x 60 cm. Rectificado

Ekos

Pavimento / Floor tile

20 x 114 cm. — 7,87" x 44,88"



Ekos Natural
20 x 114 cm.

P2014L



Ekos Nogal
20 x 114 cm.

P2014L



Ekos White
20 x 114 cm.

P2014L



Ekos Grafito
20 x 114 cm.

P2014LB



| | SIZE | TR | PCK |
|------------------------------|---------|-----|-----|
| Rodapié / Skirting | 10 x 57 | 20* | 15 |
| Rodapié Corte / Cut Skirting | 10 x 57 | 20 | 15 |

* Sujeto a disponibilidad / Subject to availability

Ejemplos de colocación / Examples of placement



Se aconseja uso del Sistema Nivelado
We recommend using Levelling System to lay the tiles
Ver pág. / See p. 318





Ekos Grafito 20 x 114 cm.

Fiji

Pavimento / Floor tile

20 x 114 cm. — 7,87" x 44,88"



Fiji Honey
20 x 114 cm.

P2014L



| | SIZE | TR | PCK |
|------------------------------|---------|-----|-----|
| Rodapié / Skirting | 10 x 57 | 20* | 25 |
| Rodapié Corte / Cut Skirting | 10 x 57 | 20 | 25 |

* Sujeto a disponibilidad / Subject to availability

Ejemplos de colocación / Examples of placement



Se aconseja uso del Sistema Nivelado
We recommend using Levelling System to lay the tiles
Ver pág. / See p. 318






Fiji Honey 20 x 114 cm.

Forever

20 x 120 cm. — 7,87" x 47,24"

Porcelánico / Porcelain tiles



Forever Ivory
20 x 120 cm.
20 x 120 cm. Anti-Slip

P2012L
P2012R



Forever Nature
20 x 120 cm.

P2012R



Forever Cognac
20 x 120 cm.

P2012R



Forever Silver
20 x 120 cm.
20 x 120 cm. Anti-Slip

P2012L
P2012R



Ejemplos de colocación / Examples of placement



| | SIZE | TR | PCK |
|------------------------------|---------|----|-----|
| Rodapié Corte / Cut Skirting | 10 x 60 | 20 | 15 |

Se aconseja uso del Sistema Nivelado
We recommend using Levelling System to lay the tiles
Ver pág. / See p. 318





Forever Ivory 20 x 120 cm.


Galery

Porcelánico / Porcelain tiles

260 x 120 cm. — 102,36" x 47,24"
 120 x 120 cm. — 47,24" x 47,24"
 60 x 120 cm. — 23,62" x 47,24"




XLAB



Galery Black Pulido
260 x 120 cm.

XL2612RP



MF

Galery Black Pulido
60 x 120 cm. P6012GRP



MF

Galery Black Pulido
120 x 120 cm.

P1212GRP

—
 Espesor / Thickness — 7 mm.
 Variación Gráfica / Different Pattern — 4

| | SIZE | TR | PCK |
|--|---------|----|-----|
| Rodapié Corte / Cut Skirting RC1212 | 10 x 60 | 25 | 15 |
| Rodapié Corte / Cut Skirting | 10 x 60 | 20 | 15 |





Galery Black Pulido 260 x 120 cm. — Pavimento / Floor Tiles: Galery Black Pulido 120 x 120 cm.

Geostone

Porcelánico / Porcelain tiles

240 x 120 cm. — 94, 48" x 47,24"
 120 x 120 cm. — 47,24" x 47,24"
 60 x 120 cm. — 23,62" x 47,24"



XLAB



Geostone Noce
240 x 120 cm.

XL2412L



MF

Geostone Noce
60 x 120 cm.

P6012L



MF

Geostone Noce
120 x 120 cm.

P1212L

—
 Espesor / Thickness — 6 mm.
 Variación Gráfica / Different Pattern — 4

| | SIZE | TR | PCK |
|--|---------|----|-----|
| Rodapié Corte / Cut Skirting RC1212 | 10 x 60 | 25 | 15 |
| Rodapié Corte / Cut Skirting | 10 x 60 | 20 | 15 |

Se aconseja uso del Sistema Nivelado
 We recomend using Levelling System to lay the tiles
 Ver pág. / See p. 318






Geostone Noce 60 x 120 cm. — Pavimento / Floor Tiles: Geostone Noce 120 x 120 cm.

Geostone

Porcelánico / Porcelain tiles

240 x 120 cm. — 94, 48" x 47,24"
 120 x 120 cm. — 47,24" x 47,24"
 60 x 120 cm. — 23,62" x 47,24"



XLAB



Geostone Grey
240 x 120 cm.

XL2412L



MF

Geostone Grey
60 x 120 cm.

P6012L



MF

Geostone Grey
120 x 120 cm.

P1212L

—
 Espesor / Thickness — 6 mm.
 Variación Gráfica / Different Pattern — 4

| | SIZE | TR | PCK |
|--|---------|----|-----|
| Rodapié Corte / Cut Skirting RC1212 | 10 x 60 | 25 | 15 |
| Rodapié Corte / Cut Skirting | 10 x 60 | 20 | 15 |

Se aconseja uso del Sistema Nivelado
 We recomend using Levelling System to lay the tiles
 Ver pág. / See p. 318






Geostone Grey 60 x 120 cm. — Pavimento / Floor Tiles: Geostone Grey 120 x 120 cm.

Gothel

Pasta blanca / White body tiles

30 x 90 cm. — 11,81" x 35,43"
60 x 60 cm. — 23,62" x 23,62"



Gothel Cream
30 x 90 cm. WB3090LB



Keid Gothel Cream
30 x 90 cm WB3090LB



Gothel Moka
30 x 90 cm. WB3090LB




Keid Gothel Moka
30 x 90 cm. WB3090LB



Cenefa Noa Silver
3 x 90 cm. TR-46 [PCK. 28]



Pavimento coordinado
Coordinated floor tiles



Gothel Cream
60 x 60 cm.
Rectificado PR6060LB



Gothel Moka
60 x 60 cm.
Rectificado PR6060LB



Se aconseja uso del Sistema Nivelado
We recommend using Levelling System to lay the tiles
Ver pág. / See p. 318



| | SIZE | TR | PCK |
|------------------------------|---------|----|-----|
| Rodapié Corte / Cut Skirting | 10 x 60 | 20 | 15 |



Gothel Cream 30 x 90 cm. Keid Gothel Cream 30 x 90 cm. — Pavimento / Floor Tiles: Gothel Moka 60 x 60 cm. Rectificado

Halden

Porcelánico / Porcelain tiles

260 x 120 cm. — 102,36" x 47,24"
 60 x 120 cm. — 23,62" x 47,24"
 80 x 80 cm. — 31,50" x 31,50"
 60 x 60 cm. — 23,62" x 23,62"




XLAB



Halden Artico Lapado
260 x 120 cm.

XL2612C




MF

Halden Artico Lapado
60 x 60 cm.
Rectificado PR6060C



Halden Artico Lapado
80 x 80 cm.
Rectificado PR8080C



MF

Halden Artico Lapado
60 x 120 cm.

P6012C

Espesor / Thickness — 6 mm.
 Variación Gráfica / Different Pattern — 4

| | SIZE | TR | PCK |
|------------------------------|---------|----|-----|
| Rodapié Corte / Cut Skirting | 10 x 80 | 22 | 14 |
| Rodapié Corte / Cut Skirting | 10 x 60 | 20 | 15 |

Se aconseja uso del Sistema Nivelado
 We recommend using Levelling System to lay the tiles
 Ver pág. / See p. 318



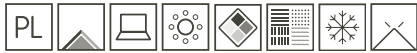


Halden Artic Lapado 60 x 120 cm. — Pavimento / Floor Tiles: Halden Artic Lapado 60 x 60 cm. Rectificado

Halden

Porcelánico / Porcelain tiles


260 x 120 cm. — 102,36" x 47,24"
 60 x 120 cm. — 23,62" x 47,24"
 80 x 80 cm. — 31,50" x 31,50"
 60 x 60 cm. — 23,62" x 23,62"



XLAB




Halden Copper Lapado
260 x 120 cm. XL2612RC



MF

Halden Copper Lapado
60 x 60 cm. PR6060RC
Rectificado



Halden Copper Lapado
80 x 80 cm. PR8080RC
Rectificado



MF

Halden Copper Lapado
60 x 120 cm. P6012RC

Espesor / Thickness — 6 mm.
 Variación Gráfica / Different Pattern — 4

| | SIZE | TR | PCK |
|------------------------------|---------|----|-----|
| Rodapié Corte / Cut Skirting | 10 x 80 | 22 | 14 |
| Rodapié Corte / Cut Skirting | 10 x 60 | 20 | 15 |





Halden Copper Lapado 60 x 120 cm. — Pavimento / Floor Tiles: Halden Copper Lapado 60 x 60 cm. Rectificado

Halden

Porcelánico / Porcelain tiles

260 x 120 cm. — 102,36" x 47,24"
 60 x 120 cm. — 23,62" x 47,24"
 80 x 80 cm. — 31,50" x 31,50"
 60 x 60 cm. — 23,62" x 23,62"



XLAB



Halden Steel Lapado
260 x 120 cm.

XL2612C



MF

Halden Steel Lapado
60 x 60 cm.
Rectificado PR6060C



Halden Steel Lapado
80 x 80 cm.
Rectificado PR8080C



MF

Halden Steel Lapado
60 x 120 cm.

P6012C

—
 Espesor / Thickness — 6 mm.
 Variación Gráfica / Different Pattern — 4

| | SIZE | TR | PCK |
|------------------------------|---------|----|-----|
| Rodapié Corte / Cut Skirting | 10 x 80 | 22 | 14 |
| Rodapié Corte / Cut Skirting | 10 x 60 | 20 | 15 |





Halden Steel Lapado 60 x 120 cm. — Pavimento / Floor Tiles: Halden Steel Lapado 260 x 120 cm.

Halden

Porcelánico / Porcelain tiles

260 x 120 cm. — 102,36" x 47,24"
 60 x 120 cm. — 23,62" x 47,24"
 80 x 80 cm. — 31,50" x 31,50"
 60 x 60 cm. — 23,62" x 23,62"



XLAB



Halden Lead Lapado
260 x 120 cm.

XL2612RC



MF

Halden Lead Lapado
60 x 60 cm. Rectificado PR6060RC



Halden Lead Lapado
80 x 80 cm. Rectificado PR8080RC



MF

Halden Lead Lapado
60 x 120 cm.

P6012RC

—
 Espesor / Thickness — 6 mm.
 Variación Gráfica / Different Pattern — 4

| | SIZE | TR | PCK |
|------------------------------|---------|----|-----|
| Rodapié Corte / Cut Skirting | 10 x 80 | 22 | 14 |
| Rodapié Corte / Cut Skirting | 10 x 60 | 20 | 15 |

Se aconseja uso del Sistema Nivelado
 We recomend using Levelling System to lay the tiles
 Ver pág. / See p. 318





Halden Artic Lapado 60 x 120 cm. Halden Lead Lapado 80 x 80 cm. Rectificado — Pavimento / Floor Tiles: Halden Lead Lapado 80 x 80 cm. Rectificado

Helsset

Pasta blanca / White body tiles

40 x 120 cm. — 15,75" x 47,24"
60 x 60 cm. — 23,62" x 23,62"



Helsset Moon
40 x 120 cm.

WB4012L



Tonn Helsset Moon
40 x 120 cm.

WB4012LB



Helsset Black
40 x 120 cm.

WB4012L



Tonn Helsset Black
40 x 120 cm.

WB4012LB



Malla Helsset Black
30 x 30 cm. TR-35 [PCK. 5]



Pavimento coordinado
Coordinated floor tiles



Helsset Moon
60 x 60 cm.
Rectificado

PR6060L



Helsset Black
60 x 60 cm.
Rectificado

PR6060L

| | SIZE | TR | PCK |
|------------------------------|---------|----|-----|
| Rodapié Corte / Cut Skirting | 10 x 60 | 20 | 15 |

Se aconseja uso del Sistema Nivelado
We recomend using Levelling System to lay the tiles
Ver pág. / See p. 318





Helsset Moon 40 x 120 cm. Tonn Helsset Moon 40 x 120 cm. — Pavimento / Floor Tiles: Helsset Black 60 x 60 cm. Rectificado

Hevik

20 x 120 cm. — 7,87" x 47,24"

Porcelánico / Porcelain tiles



Hevik Honey
20 x 120 cm.

P2012L



Hevik Forest
20 x 120 cm.

P2012L



Ejemplos de colocación / Examples of placement



| | SIZE | TR | PCK |
|------------------------------|---------|----|-----|
| Rodapié Corte / Cut Skirting | 10 x 60 | 20 | 15 |

Se aconseja uso del Sistema Nivelado
We recommend using Levelling System to lay the tiles
Ver pág. / See p. 318





Hevik Honey 20 x 120 cm.

Hudson

Porcelánico / Porcelain tiles

20 x 120 cm. — 7,87" x 47,24"



Hudson Natural
20 x 120 cm.

P2012L



Hudson Oak
20 x 120 cm.

P2012L



Hudson Ebon
20 x 120 cm.

P2012R



Hudson Snow
20 x 120 cm.

P2012L



Hudson Cinza
20 x 120 cm.

P2012R



Ejemplos de colocación / Examples of placement



| | SIZE | TR | PCK |
|------------------------------|---------|----|-----|
| Rodapié Corte / Cut Skirting | 10 x 60 | 20 | 15 |

Se aconseja uso del Sistema Nivelado
We recommend using Levelling System to lay the tiles
Ver pág. / See p. 318





Hudson Ebon 20 x 120 cm. — Pavimento / Floor Tiles: Hudson Ebon 20 x 120 cm.

Icaro

Porcelánico / Porcelain tiles

260 x 120 cm. — 102,36" x 47,24"
 120 x 120 cm. — 47,24" x 47,24"
 60 x 120 cm. — 23,62" x 47,24"




XLAB



Icaro Dark Pulido
260 x 120 cm.


XL2612RP



MF

Icaro Dark Pulido
60 x 120 cm.

P6012GRP



MF

Icaro Dark Pulido
120 x 120 cm.

P1212GRP

—
 Espesor / Thickness — 7 mm.
 Variación Gráfica / Different Pattern — 4

| | SIZE | TR | PCK |
|--|---------|----|-----|
| Rodapié Corte / Cut Skirting RC1212 | 10 x 60 | 25 | 15 |
| Rodapié Corte / Cut Skirting | 10 x 60 | 20 | 15 |



Icaro Dark Pulido 260 x 120 cm. — Pavimento / Floor Tiles: Icaro Dark Pulido 120 x 120 cm

Iguazu

Pavimento / Floor tiles

20 x 114 cm. — 7,87" x 44,88"



Iguazu Cedro
20 x 114 cm.

P2014L



Iguazu Nogal
20 x 114 cm.

P2014L



| | SIZE | TR | PCK |
|------------------------------|---------|-----|-----|
| Rodapié / Skirting | 10 x 57 | 20* | 25 |
| Rodapié Corte / Cut Skirting | 10 x 57 | 20 | 25 |

* Sujeto a disponibilidad / Subject to availability

Ejemplos de colocación / Examples of placement



Se aconseja uso del Sistema Nivelado
We recommend using Levelling System to lay the tiles
Ver pág. / See p. 318






Iguazu Nogal 20 x 114 cm.

Innova

Pasta blanca / White body tile

30 x 60 cm. — 11,81" x 23,62"



Innova Sand
30 x 60 cm. WB3060L



Innova Smoke
30 x 60 cm. WB3060L



Stuck Innova Noce
30 x 60 cm. WB3060L



Stuck Innova Grey
30 x 60 cm. WB3060L



Innova Noce
30 x 60 cm. WB3060L



Innova Grey
30 x 60 cm. WB3060L



Malla Innova Noce
30 x 30 cm.
TR-35 [PCK. 5]



Malla Innova Grey
30 x 30 cm.
TR-35 [PCK. 5]



Pavimento coordinado
Coordinated floor tiles



Kiev Sand
44,7 x 44,7 cm. F4545L



Kiev Smoke
44,7 x 44,7 cm. F4545L

| | SIZE | TR | PCK |
|------------------------------|---------|----|-----|
| Rodapié Corte / Cut Skirting | 10 x 60 | 20 | 15 |

Se aconseja uso del Sistema Nivelado
We recommend using Levelling System to lay the tiles
Ver pág. / See p. 318






Innova Smoke 30 x 60 cm. Stuck Innova Grey 30 x 60 cm. — Pavimento / Floor Tiles: Kiev Smoke 44,7 x 44,7 cm.

Jaipur

Pavimento / Floor tiles

80 x 80 cm. — 31,50" x 31,50"



Jaipur Amaranto
80 x 80 cm.
Rectificado

PR8080LB



| | SIZE | TR | PCK |
|------------------------------|---------|----|-----|
| Rodapié Corte / Cut Skirting | 10 x 80 | 22 | 14 |

Se aconseja uso del Sistema Nivelado
We recommend using Levelling System to lay the tiles
Ver pág. / See p. 318





Jaipur Amaranto 80 x 80 cm. Rectificado


Lead

Porcelánico / Porcelain tiles

260 x 120 cm. — 102,36" x 47,24"



XLAB



Lead Natural
260 x 120 cm.

XL2612E

—
Espesor / Thickness — 6 mm.

Uso exclusivo en revestimiento
Exclusive use as wall tiles

Lead Pulido
260 x 120 cm.

XL2612RP

—
Espesor / Thickness — 7 mm.

Uso exclusivo en revestimiento
Exclusive use as wall tiles






Lead Natural 260 x 120 cm. — Pavimento / Floor Tile: Forever Natural 20 x 120 cm.

Lincoln

Pasta blanca / White body tiles

30 x 90 cm. — 11,81" x 35,43"
60 x 60 cm. — 23,62" x 23,62"



Lincoln Sand
30 x 90 cm. WB3090LB



Lincoln Silver
30 x 90 cm. WB3090LB




Track Lincoln Taupe
30 x 90 cm. WB3090LB



Track Lincoln Grey
30 x 90 cm. WB3090LB



Lincoln Taupe
30 x 90 cm. WB3090LB




Lincoln Grey
30 x 90 cm. WB3090LB



Cenefa Noa Bronze
2,5 x 90 cm. TR-52 [PCK. 28]



Cenefa Noa Silver
2,5 x 90 cm. TR-46 [PCK. 28]



Malla Lincoln Taupe
30 x 30 cm.
TR-35 [PCK. 5]



Malla Lincoln Grey
30 x 30 cm.
TR-35 [PCK. 5]



Pavimento coordinado
Coordinated floor tiles




Lincoln Taupe
60 x 60 cm. PR6060LB
Rectificado



Lincoln Grey
60 x 60 cm. PR6060LB
Rectificado

| | SIZE | TR | PCK |
|------------------------------|---------|----|-----|
| Rodapié Corte / Cut Skirting | 10 x 60 | 20 | 15 |

Se aconseja uso del Sistema Nivelado
We recommend using Levelling System to lay the tiles
Ver pág. / See p. 318





Lincoln Sand 30 x 90 cm. Malla Lincoln Taupe 20 x 20 cm. — Pavimento / Floor Tiles: Lincoln Taupe 60 x 60 cm. Rectificado


Lys

Pasta blanca / White body tiles

30 x 90 cm. SLIM — 11,81" x 35,43"



SLIM



Lys Sand Slim
30 x 90 cm. SL3090L



Lys Smoke Slim
30 x 90 cm. SL3090L



Zenith Lys Sand Slim
30 x 90 cm. SL3090L



Zenith Lys Smoke Slim
30 x 90 cm. SL3090L



Marlow Lys Sand Slim
30 x 90 cm. SL3090L



Marlow Lys Smoke Slim
30 x 90 cm. SL3090L

Pencil Inox Brillo
1 x 90 cm. TR-24 [PCK.10]

Pencil Inox Mate
1 x 90 cm. TR-24 [PCK.10]

—
Espesor / Thickness — 7,5 mm.



Pavimento coordinado
Coordinated floor tiles



Toga Taupe
60 x 60 cm. PR6060L
Rectificado



Toga Grey
60 x 60 cm. PR6060L
Rectificado

| | SIZE | TR | PCK |
|------------------------------|---------|----|-----|
| Rodapié Corte / Cut Skirting | 10 x 60 | 20 | 15 |

Se aconseja uso del Sistema Nivelado
We recommend using Levelling System to lay the tiles
Ver pág. / See p. 318





Lys Smoke 30 x 90 cm. Zenith Lys Smoke 30 x 90 cm. — Pavimento / Floor Tiles: Toga Grey 60 x 120 cm.

Mónaco

Pavimento / Floor tiles

80 x 80 cm. — 31,50" x 31,50"



Mónaco Beige
80 x 80 cm.
Rectificado

PR8080LB



| | SIZE | TR | PCK |
|------------------------------|---------|----|-----|
| Rodapié Corte / Cut Skirting | 10 x 80 | 22 | 14 |

Se aconseja uso del Sistema Nivelado
We recommend using Levelling System to lay the tiles
Ver pág. / See p. 318





Mónaco Beige 80 x 80 cm. Rectificado

Moongray

Porcelánico / Porcelain tiles

20 x 120 cm. — 7,87" x 47,24"



Moongray
20 x 120 cm.

P2012LB



Ejemplos de colocación / Examples of placement



| | SIZE | TR | PCK |
|------------------------------|---------|----|-----|
| Rodapié Corte / Cut Skirting | 10 x 60 | 20 | 15 |

Se aconseja uso del Sistema Nivelado
We recommend using Levelling System to lay the tiles
Ver pág. / See p. 318





Moongray 20 x 120 cm.

Nairobi

Pavimento / Floor tiles

80 x 80 cm. — 31,50" x 31,50"
60 x 60 cm. — 23,62" x 23,62"



Nairobi Marfil
80 x 80 cm.
Rectificado

PR8080LB




Nairobi Marfil
60 x 60 cm.

P6060LB



Nairobi Arena
80 x 80 cm.
Rectificado

PR8080LB




Nairobi Arena
60 x 60 cm.

P6060LB



Nairobi Brown
80 x 80 cm.
Rectificado

PR8080LB



Nairobi Brown
60 x 60 cm.

P6060LB

| | SIZE | TR | PCK |
|------------------------------|---------|----|-----|
| Rodapié Corte / Cut Skirting | 10 x 80 | 22 | 14 |
| Rodapié Corte / Cut Skirting | 10 x 60 | 20 | 15 |

Se aconseja uso del Sistema Nivelado
We recomend using Levelling System to lay the tiles
Ver pág. / See p. 318





Nairobi Brown 80 x 80 cm. Rectificado

Nairobi

Pavimento / Floor tiles



80 x 80 cm. — 31,50" x 31,50"
60 x 60 cm. — 23,62" x 23,62"



Nairobi Perla
80 x 80 cm.
Rectificado

PR8080LB




Nairobi Perla
60 x 60 cm.

P6060LB



Nairobi Grey
80 x 80 cm.
Rectificado

PR8080LB



Nairobi Grey
60 x 60 cm.

P6060LB



| | SIZE | TR | PCK |
|------------------------------|---------|----|-----|
| Rodapié Corte / Cut Skirting | 10 x 80 | 22 | 14 |
| Rodapié Corte / Cut Skirting | 10 x 60 | 20 | 15 |

Se aconseja uso del Sistema Nivelado
We recommend using Levelling System to lay the tiles
Ver pág. / See p. 318





Nairobi Perla 60 x 60 cm.

Naxos

Porcelánico / Porcelain tiles

120 x 120 cm. — 47,24" x 47,24"
 60 x 120 cm. — 23,62" x 47,24"
 60 x 60 cm. — 23,62" x 23,62"
 30 x 90 cm. SLIM — 11,81" x 35,43"



Naxos Silver Pulido
60 x 120 cm.

P6012P



Naxos Steel Pulido
60 x 120 cm.

P6012P



Naxos Silver Pulido
120 x 120 cm.

P1212P



Naxos Steel Pulido
120 x 120 cm.

P1212P

| | SIZE | TR | PCK |
|--|---------|----|-----|
| Rodapié Corte / Cut Skirting RC1212 | 10 x 60 | 25 | 15 |
| Rodapié Corte / Cut Skirting | 10 x 60 | 20 | 15 |

Se aconseja uso del Sistema Nivelado
 We recomend using Levelling System to lay the tiles
 Ver pág. / See p. 318





Naxos Silver Pulido 60 x 120 cm. — Pavimento / Floor Tiles: Naxos Silver Pulido 120 x 120 cm.

Naxos

Porcelánico / Porcelain tiles




240 x 120 cm. — 94,48" x 47,24"
 120 x 120 cm. — 47,24" x 47,24"
 60 x 120 cm. — 23,62" x 47,24"
 60 x 60 cm. — 23,62" x 23,62"
 30 x 90 cm. SLIM — 11,81" x 35,43"




Naxos Black Pulido
60 x 120 cm.

P6012GRP



Naxos Black Pulido
120 x 120 cm.

P1212GRP



| | SIZE | TR | PCK |
|--|---------|----|-----|
| Rodapié Corte / Cut Skirting RC1212 | 10 x 60 | 25 | 15 |
| Rodapié Corte / Cut Skirting | 10 x 60 | 20 | 15 |

Se aconseja uso del Sistema Nivelado
 We recommend using Levelling System to lay the tiles
 Ver pág. / See p. 318





Naxos Black Pulido 120 x 120 cm.

Naxos

Pasta blanca / White body tiles



30 x 90 cm. SLIM — 11,81" x 35,43"
60 x 60 cm. — 23,62" x 23,62"

SLIM




Naxos Silver Slim
30 x 90 cm. SL3090LB



Strix Naxos Slim
30 x 90 cm. SL3090R



Pixel Naxos Slim
30 x 90 cm. SL3090R




Naxos Black Slim
30 x 90 cm. SL3090LB

—
Espesor / Thickness — 7,5 mm.



Pavimento coordinado
Coordinated floor tiles



Naxos Silver Pulido
60 x 60 cm. PR6060LB
Rectificado

| | SIZE | TR | PCK |
|------------------------------|---------|----|-----|
| Rodapié Corte / Cut Skirting | 10 x 60 | 20 | 15 |

Se aconseja uso del Sistema Nivelado
We recommend using Levelling System to lay the tiles
Ver pág. / See p. 318





Naxos Silver Slim 30 x 90 cm. Pixel Naxos Slim 30 x 90 cm. — Pavimento / Floor Tiles: Naxos Silver 60 x 120 cm.

Newbury

Porcelánico / Porcelain tiles



- 240 x 120 cm. — 94, 48" x 47,24"
- 120 x 120 cm. — 47,24" x 47,24"
- 60 x 120 cm. — 23,62" x 47,24"
- 80 x 160 cm. — 31,50" x 63"
- 80 x 80 cm. — 31,50" x 31,50"
- 60 x 60 cm. — 23,62" x 23,62"
- 30 x 90 cm. SLIM — 11,81" x 35,43"

XLAB



Newbury Pulido
240 x 120 cm.


XL2412P

—
Espesor / Thickness — 7 mm.
Variación Gráfica / Different Pattern — 4




Newbury Natural
60 x 120 cm.

P6012L



Newbury Pulido
60 x 120 cm.

P6012P



Newbury Pulido
120 x 120 cm.

P1212P

| | SIZE | TR | PCK |
|--|---------|----|-----|
| Rodapié Corte / Cut Skirting RC1212 | 10 x 60 | 25 | 15 |
| Rodapié Corte / Cut Skirting | 10 x 60 | 20 | 15 |





Newbury Pulido 60 x 120 cm. — Pavimento / Floor Tiles: Newbury Pulido 120 x 120 cm.

Newbury

Porcelánico / Porcelain tiles



240 x 120 cm. — 94,48" x 47,24"
 120 x 120 cm. — 47,24" x 47,24"
 60 x 120 cm. — 23,62" x 47,24"
 80 x 160 cm. — 31,50" x 63"
 80 x 80 cm. — 31,50" x 31,50"
 60 x 60 cm. — 23,62" x 23,62"
 30 x 90 cm. SLIM — 11,81" x 35,43"




Newbury Pulido
80 x 160 cm.

P8016P



Newbury Pulido
80 x 80 cm.

PR8080P



| | SIZE | TR | PCK |
|------------------------------|---------|----|-----|
| Rodapié Corte / Cut Skirting | 10 x 80 | 22 | 14 |

Se aconseja uso del Sistema Nivelado
 We recommend using Levelling System to lay the tiles
 Ver pág. / See p. 318





Newbury Pulido 80 x 160 cm. — Pavimento / Floor Tiles: Newbury Pulido 80 x 80 cm.

Newbury

Porcelánico / Porcelain tiles



- 240 x 120 cm. — 94, 48" x 47,24"
- 120 x 120 cm. — 47,24" x 47,24"
- 60 x 120 cm. — 23,62" x 47,24"
- 80 x 160 cm. — 31,50" x 63"
- 80 x 80 cm. — 31,50" x 31,50"
- 60 x 60 cm. — 23,62" x 23,62"
- 30 x 90 cm. SLIM — 11,81" x 35,43"

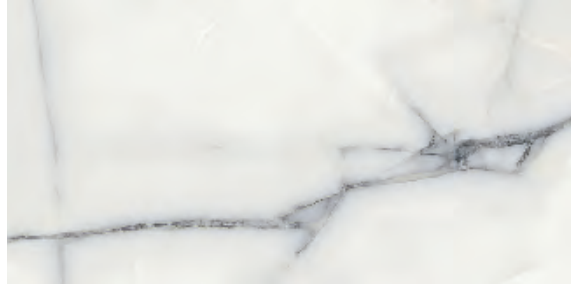
XLAB



Newbury White Pulido
240 x 120 cm.

XL2412V

Espesor / Thickness — 7 mm.
Variación Gráfica / Different Pattern — 4




Newbury White Natural
60 x 120 cm.

P6012L



Newbury White Pulido
60 x 120 cm.

P6012P



Newbury White Pulido
120 x 120 cm.

P1212V

| | SIZE | TR | PCK |
|--|---------|----|-----|
| Rodapié Corte / Cut Skirting RC1212 | 10 x 60 | 25 | 15 |
| Rodapié Corte / Cut Skirting | 10 x 60 | 20 | 15 |





Newbury White Pulido 60 x 120 cm. — Pavimento / Floor Tiles: Newbury White Pulido 120 x 120 cm

Newbury

Porcelánico / Porcelain tiles



240 x 120 cm. — 94, 48" x 47,24"
 120 x 120 cm. — 47,24" x 47,24"
 60 x 120 cm. — 23,62" x 47,24"
 80 x 160 cm. — 31,50" x 63"
 80 x 80 cm. — 31,50" x 31,50"
 60 x 60 cm. — 23,62" x 23,62"
 30 x 90 cm. SLIM — 11,81" x 35,43"



Newbury White Pulido
80 x 160 cm.

P8016P



Newbury White Pulido
80 x 80 cm.

PR8080P



| | SIZE | TR | PCK |
|------------------------------|---------|----|-----|
| Rodapié Corte / Cut Skirting | 10 x 80 | 22 | 14 |

Se aconseja uso del Sistema Nivelado
 We recommend using Levelling System to lay the tiles
 Ver pág. / See p. 318





Newbury White Pulido 80 x 160 cm. — Pavimento / Floor Tiles: Newbury White Pulido 80 x 80 cm.

Newbury

Pasta blanca / White body tiles

30 x 90 cm. SLIM — 11,81" x 35,43"
60 x 60 cm. — 23,62" x 23,62"



SLIM



Newbury Slim
30 x 90 cm. SL3090LB



Newbury White Slim
30 x 90 cm. SL3090LB



Essen Newbury Slim
30 x 90 cm. SL3090R



Essen Newbury White Slim
30 x 90 cm. SL3090R



Graz Newbury Slim
30 x 90 cm. SL3090R



Graz Newbury White Slim
30 x 90 cm. SL3090R


Espesor / Thickness — 7,5 mm.



Pavimento coordinado
Coordinated floor tiles




Newbury
60 x 60 cm. PR6060LB



Newbury Pulido
60 x 60 cm. PR6060P



Newbury White
60 x 60 cm. PR6060LB



Newbury White Pulido
60 x 60 cm. PR6060P



SIZE TR PCK

Rodapié Corte / Cut Skirting

10 x 60

20

15

Se aconseja uso del Sistema Nivelado
We recomend using Levelling System to lay the tiles
Ver pág. / See p. 318





Newbury Slim 30 x 90 cm. Essen Newbury Slim 30 x 90 cm. — Pavimento / Floor Tiles: Newbury Pulido 60 x 120 cm.

Nickon

Porcelánico / Porcelain tiles



60 x 120 cm. — 23,62" x 47,24"
 60 x 60 cm. — 23,62" x 23,62"
 40 x 120 cm. — 15,75" x 47,24"

Modelo creado con diversidad de gráficas /
 Model created with graphs diversity



Nickon Bone
60 x 120 cm.

P6012L



Nickon Bone
60 x 60 cm.
Rectificado

PR6060L



Nickon Taupe
60 x 120 cm.

P6012L



Nickon Taupe
60 x 60 cm.
Rectificado

PR6060L



Nickon Steel
60 x 120 cm.

P6012L



Nickon Steel
60 x 60 cm.
Rectificado

PR6060L



Nickon Chrome
60 x 120 cm.

P6012L



Nickon Chrome
60 x 60 cm.
Rectificado

PR6060L



| | SIZE | TR | PCK |
|------------------------------|---------|----|-----|
| Rodapié Corte / Cut Skirting | 10 x 60 | 20 | 15 |

Se aconseja uso del Sistema Nivelado
 We recommend using Levelling System to lay the tiles
 Ver pág. / See p. 318





Nickon Taupe 60 x 120 cm. — Pavimento / Floor Tiles: Nickon Taupe 60 x 60 cm. Rectificado


Nickon

Pasta Blanca / White body tiles




40 x 120 cm. — 15,75" x 47,24"
 60 x 60 cm. — 23,62" x 47,24"
 60 x 120 cm. — 23,62" x 23,62"


Modelo creado con diversidad de gráfica
 Model created with graphs diversity



Nickon Bone 40 x 120 cm. WB4012L



Nickon Steel 40 x 120 cm. WB4012L



Han Nickon Bone 40 x 120 cm. WB4012R



Han Nickon Steel 40 x 120 cm. WB4012R



Nickon Taupe 40 x 120 cm. WB4012L



Nickon Chrome 40 x 120 cm. WB4012L



Han Nickon Taupe 40 x 120 cm. WB4012R



Han Nickon Chrome 40 x 120 cm. WB4012R



Pavimento coordinado
 Coordinated floor tiles




Nickon Bone 60 x 60 cm. Rectificado PR6060L



Nickon Taupe 60 x 60 cm. Rectificado PR6060L



Nickon Steel 60 x 60 cm. Rectificado PR6060L



Nickon Chrome 60 x 60 cm. Rectificado PR6060L

| | SIZE | TR | PCK |
|------------------------------|---------|----|-----|
| Rodapié Corte / Cut Skirting | 10 x 60 | 20 | 15 |

Se aconseja uso del Sistema Nivelado
 We recomend using Levelling System to lay the tiles
 Ver pág. / See p. 318





Nickon Chrome 40 x 120 cm. Han Nickon Chrome 40 x 120 cm. — Pavimento / Floor Tiles: Nickon Chrome 60 x 60 cm. Rectificado

Oyster

Porcelánico / Porcelain tiles

40 x 60 cm. — 15,75" x 23,62"




Oyster Marfil
40 x 60 cm. P4060R



Oyster Silver
40 x 60 cm. P4060R



Oyster Beige
40 x 60 cm. P4060R



Oyster Gris
40 x 60 cm. P4060R



| | SIZE | TR | PCK |
|------------------------------|--------|-----|-----|
| Rodapié / Skirting | 8 x 40 | 06* | 30 |
| Rodapié Corte / Cut Skirting | 8 x 40 | 12 | 30 |

* Sujeto a disponibilidad / Subject to availability

Se aconseja uso del Sistema Nivelado
We recommend using Levelling System to lay the tiles
Ver pág. / See p. 318





Oyster Marfil 40 x 60 cm. — Pavimento / Floor Tiles: Oyster Marfil 40 x 60 cm.

Park

20 x 114 cm. — 7,87" x 44,88"

Porcelánico / Porcelain tiles



Park
20 x 114 cm. P2014L



Decor Park*
20 x 114 cm. P2014R

*16 diseños diferentes mezclados en la caja
16 different designs mixed in the boxes



| | SIZE | TR | PCK |
|------------------------------|---------|-----|-----|
| Rodapié / Skirting | 10 x 57 | 22 | 15 |
| Rodapié Corte / Cut Skirting | 10 x 57 | 22* | 15 |

* Sujeto a disponibilidad / Subject to availability



Se aconseja uso del Sistema Nivelado
We recommend using Levelling System to lay the tiles
Ver pág. / See p. 318





Park 20 x 114 cm. Decor Park 20 x 114 cm.


Puncak

Pasta blanca / White body tiles

40 x 120 cm. — 15,75" x 47,24"
60 x 60 cm. — 23,62" x 23,62"



Puncak Ivory
40 x 120 cm. WB4012L



Puncak Silver
40 x 120 cm. WB4012L



Puncak Taupe
40 x 120 cm. WB4012L



Puncak Moon
40 x 120 cm. WB4012L



Plads Puncak Taupe
40 x 120 cm. WB4012LB



Plads Puncak Moon
40 x 120 cm. WB4012LB



Malla Puncak Taupe
30 x 30 cm.
TR-35 [PCK. 5]



Malla Puncak Moon
30 x 30 cm.
TR-35 [PCK. 5]



Pavimento coordinado
Coordinated floor tiles



Puncak Taupe
60 x 60 cm.
Rectificado PR6060L



Puncak Moon
60 x 60 cm.
Rectificado PR6060L

| | SIZE | TR | PCK |
|------------------------------|---------|----|-----|
| Rodapié Corte / Cut Skirting | 10 x 60 | 20 | 15 |

Se aconseja uso del Sistema Nivelado
We recomend using Levelling System to lay the tiles
Ver pág. / See p. 318





Puncak Moon 40 x 120 cm. Plads Puncak Moon 40 x 120 cm. — Pavimento / Floor Tiles: Puncak Moon 60 x 60 cm. Rectificado

Qala

Porcelánico / Porcelain tiles




240 x 120 cm. — 94,48" x 47,24"
 120 x 120 cm. — 47,24" x 47,24"
 60 x 120 cm. — 23,62" x 47,24"
 60 x 60 cm. — 23,62" x 23,62"
 40 x 120 cm. — 15,75" x 47,24"

XLAB



Qala Pulido
240 x 120 cm.


XL2412V



MF

Qala Pulido
60 x 120 cm.

P6012P



MF

Qala Pulido
120 x 120 cm.

P1212V

—
 Espesor / Thickness — 7 mm.
 Variación Gráfica / Different Pattern — 6

| | SIZE | TR | PCK |
|--|---------|----|-----|
| Rodapié Corte / Cut Skirting RC1212 | 10 x 60 | 25 | 15 |
| Rodapié Corte / Cut Skirting | 10 x 60 | 20 | 15 |




Qala Pulido 60 x 120 cm. — Pavimento / Floor Tiles: Qala Pulido 60 x 120 cm.

Qala

Pasta blanca / White body tiles




40 x 120 cm. — 15,75" x 47,24"
60 x 60 cm. — 23,62" x 23,62"



Qala
40 x 120 cm.

WB4012R



Star Qala
40 x 120 cm.

WB4012RB



Volume Qala
40 x 120 cm.

WB4012RB



Pavimento coordinado
Coordinated floor tiles




Qala
60 x 60 cm.
Rectificado

PR6060LB

| | SIZE | TR | PCK |
|------------------------------|---------|----|-----|
| Rodapié Corte / Cut Skirting | 10 x 60 | 20 | 15 |

Se aconseja uso del Sistema Nivelado
We recommend using Levelling System to lay the tiles
Ver pág. / See p. 318





Qala 40 x 120 cm. Star Qala 40 x 120 cm. — Pavimento / Floor Tiles: Qala 60 x 60 cm. Rectificado

Ravena

Porcelánico / Porcelain tiles



260 x 120 cm. — 102,36" x 47,24"
 120 x 120 cm. — 47,24" x 47,24"
 80 x 160 cm. — 31,50" x 63"
 80 x 80 cm. — 31,50" x 31,50"
 60 x 60 cm. — 23,62" x 23,62"
 30 x 90 cm. — 11,81" x 35,43"

XLAB



Ravena Pulido
260 x 120 cm.

XL2612V



Ravena Pulido
120 x 120 cm.

P1212V

—
 Espesor / Thickness — 7 mm.
 Variación Gráfica / Different Pattern — 4

| | SIZE | TR | PCK |
|--|---------|----|-----|
| Rodapié Corte / Cut Skirting RC1212 | 10 x 60 | 25 | 15 |





Ravena Pulido 260 x 120 cm. — Pavimento / Floor Tiles: Ravena Pulido 120 x 120 cm.

Ravena

Porcelánico / Porcelain tiles



260 x 120 cm. — 102,36" x 47,24"
 120 x 120 cm. — 47,24" x 47,24"
 80 x 160 cm. — 31,50" x 63"
 80 x 80 cm. — 31,50" x 31,50"
 60 x 60 cm. — 23,62" x 23,62"
 30 x 90 cm. — 11,81" x 35,43"




Ravena Pulido
80 x 160 cm.

P8016P



Ravena Pulido
80 x 80 cm.

PR8080P



| | SIZE | TR | PCK |
|------------------------------|---------|----|-----|
| Rodapié Corte / Cut Skirting | 10 x 80 | 22 | 14 |

Se aconseja uso del Sistema Nivelado
 We recommend using Levelling System to lay the tiles
 Ver pág. / See p. 318





Ravenna Pulido 80 x 160 cm. — Pavimento / Floor Tiles: Ravenna Pulido 80 x 80 cm.

Ravena

Pasta blanca / White body tiles

30 x 90 cm. — 11,81" x 35,43"
60 x 60 cm. — 23,62" x 23,62"



Ravena
30 x 90 cm.

WB3090LB




Hit Ravena
30 x 90 cm.

WB3090R



Pavimento coordinado
Coordinated floor tiles




Ravena Pulido
60 x 60 cm.
Rectificado

PR6060P

| | SIZE | TR | PCK |
|------------------------------|---------|----|-----|
| Rodapié Corte / Cut Skirting | 10 x 60 | 20 | 15 |

Se aconseja uso del Sistema Nivelado
We recommend using Levelling System to lay the tiles
Ver pág. / See p. 318





Ravenna 30 x 90 cm. Hit Ravenna 30 x 90 cm. — Pavimento / Floor Tiles: Ravenna 60 x 60 cm. Rectificado

Reims

Porcelánico / Porcelain tiles



240 x 120 cm. — 94,48" x 47,24"
 120 x 120 cm. — 47,24" x 47,24"
 60 x 120 cm. — 23,62" x 47,24"
 80 x 80 cm. — 31,50" x 31,50"
 60 x 60 cm. — 23,62" x 23,62"
 30 x 60 cm. — 11,81" x 23,62"

XLAB



Reims Ivory
240 x 120 cm.

XL2412L



Reims Ivory
120 x 120 cm.

P1212L

—
 Espesor / Thickness — 6 mm.
 Variación Gráfica / Different Pattern — 4

| | SIZE | TR | PCK |
|--|---------|----|-----|
| Rodapié Corte / Cut Skirting RC1212 | 10 x 60 | 25 | 15 |

Se aconseja uso del Sistema Nivelado
 We recomend using Levelling System to lay the tiles
 Ver pág. / See p. 318





Reims Ivory 120 x 120 cm.

Reims

Porcelánico / Porcelain tiles



- 240 x 120 cm. — 94,48" x 47,24"
- 120 x 120 cm. — 47,24" x 47,24"
- 60 x 120 cm. — 23,62" x 47,24"
- 80 x 80 cm. — 31,50" x 31,50"
- 60 x 60 cm. — 23,62" x 23,62"
- 30 x 60 cm. — 11,81" x 23,62"




Reims Ivory
30 x 60 cm.
Rectificado PR3060R



Reims Ivory
60 x 60 cm.
Rectificado PR6060R



Reims Ivory
80 x 80 cm.
Rectificado PR8080R



Reims Ivory
60 x 120 cm. P6012R

| | SIZE | TR | PCK |
|------------------------------|---------|----|-----|
| Rodapié Corte / Cut Skirting | 10 x 80 | 22 | 14 |
| Rodapié Corte / Cut Skirting | 10 x 60 | 20 | 15 |

Se aconseja uso del Sistema Nivelado
We recomend using Levelling System to lay the tiles
Ver pág. / See p. 318





Reims Ivory 80 x 80 cm. Rectificado

Reims

Porcelánico / Porcelain tiles



240 x 120 cm. — 94,48" x 47,24"
 120 x 120 cm. — 47,24" x 47,24"
 60 x 120 cm. — 23,62" x 47,24"
 80 x 80 cm. — 31,50" x 31,50"
 60 x 60 cm. — 23,62" x 23,62"
 30 x 60 cm. — 11,81" x 23,62"

XLAB



Reims Taupe
240 x 120 cm.

XL2412L



Reims Taupe
120 x 120 cm.

P1212L

—
 Espesor / Thickness — 6 mm.
 Variación Gráfica / Different Pattern — 4

| | SIZE | TR | PCK |
|--|---------|----|-----|
| Rodapié Corte / Cut Skirting RC1212 | 10 x 60 | 25 | 15 |

Se aconseja uso del Sistema Nivelado
 We recomend using Levelling System to lay the tiles
 Ver pág. / See p. 318






Reims Taupe 240 x 120 cm. — Pavimento / Floor Tile: Reims Taupe 120 x 120 cm.

Reims

Porcelánico / Porcelain tiles



- 240 x 120 cm. — 94,48" x 47,24"
- 120 x 120 cm. — 47,24" x 47,24"
- 60 x 120 cm. — 23,62" x 47,24"
- 80 x 80 cm. — 31,50" x 31,50"
- 60 x 60 cm. — 23,62" x 23,62"
- 30 x 60 cm. — 11,81" x 23,62"




Reims Taupe
30 x 60 cm. PR3060R
Rectificado



Reims Taupe
60 x 60 cm. PR6060R
Rectificado



Reims Taupe
80 x 80 cm. PR8080R
Rectificado



Reims Taupe
60 x 120 cm. P6012R



| | SIZE | TR | PCK |
|------------------------------|---------|----|-----|
| Rodapié Corte / Cut Skirting | 10 x 80 | 22 | 14 |
| Rodapié Corte / Cut Skirting | 10 x 60 | 20 | 15 |

Se aconseja uso del Sistema Nivelado
We recommend using Levelling System to lay the tiles
Ver pág. / See p. 318





Reims Taupe 30 x 60 cm. Rectificado — Pavimento / Floor Tile: Reims Taupe 60 x 60 cm. Rectificado

Reims

Porcelánico / Porcelain tiles



240 x 120 cm. — 94,48" x 47,24"
 120 x 120 cm. — 47,24" x 47,24"
 60 x 120 cm. — 23,62" x 47,24"
 80 x 80 cm. — 31,50" x 31,50"
 60 x 60 cm. — 23,62" x 23,62"
 30 x 60 cm. — 11,81" x 23,62"

XLAB



Reims Silver
 240 x 120 cm. XL2412L



Reims Silver
 120 x 120 cm. P1212L

—
 Espesor / Thickness — 6 mm.
 Variación Gráfica / Different Pattern — 4

| | SIZE | TR | PCK |
|--|---------|----|-----|
| Rodapié Corte / Cut Skirting RC1212 | 10 x 60 | 25 | 15 |

Se aconseja uso del Sistema Nivelado
 We recomend using Levelling System to lay the tiles
 Ver pág. / See p. 318





Reims Silver 60 x 120 cm. — Pavimento / Floor Tiles: Reims Silver 120 x 120 cm.

Reims

Porcelánico / Porcelain tiles



- 240 x 120 cm. — 94,48" x 47,24"
- 120 x 120 cm. — 47,24" x 47,24"
- 60 x 120 cm. — 23,62" x 47,24"
- 80 x 80 cm. — 31,50" x 31,50"
- 60 x 60 cm. — 23,62" x 23,62"
- 30 x 60 cm. — 11,81" x 23,62"



Reims Silver
30 x 60 cm.
Rectificado PR3060R



Reims Silver
60 x 60 cm.
Rectificado PR6060R



Reims Silver
80 x 80 cm.
Rectificado PR8080R



Reims Silver
60 x 120 cm. P6012R

| | SIZE | TR | PCK |
|------------------------------|---------|----|-----|
| Rodapié Corte / Cut Skirting | 10 x 80 | 22 | 14 |
| Rodapié Corte / Cut Skirting | 10 x 60 | 20 | 15 |

Se aconseja uso del Sistema Nivelado
We recommend using Levelling System to lay the tiles
Ver pág. / See p. 318





Reims Silver 80 x 80 cm. Rectificado

Reims

Porcelánico / Porcelain tiles



- 240 x 120 cm. — 94,48" x 47,24"
- 120 x 120 cm. — 47,24" x 47,24"
- 60 x 120 cm. — 23,62" x 47,24"
- 80 x 80 cm. — 31,50" x 31,50"
- 60 x 60 cm. — 23,62" x 23,62"
- 30 x 60 cm. — 11,81" x 23,62"




Reims Grey
30 x 60 cm. PR3060R
Rectificado



Reims Grey
60 x 60 cm. PR6060R
Rectificado



Reims Grey
80 x 80 cm. PR8080E
Rectificado



Reims Grey
60 x 120 cm. P6012E

| | SIZE | TR | PCK |
|------------------------------|---------|----|-----|
| Rodapié Corte / Cut Skirting | 10 x 80 | 22 | 14 |
| Rodapié Corte / Cut Skirting | 10 x 60 | 20 | 15 |

Se aconseja uso del Sistema Nivelado
We recommend using Levelling System to lay the tiles
Ver pág. / See p. 318





Reims Grey 60 x 120 cm. — Pavimento / Floor Tiles: Reims Grey 80 x 80 cm. Rectificado

Reims

Porcelánico / Porcelain tiles



- 240 x 120 cm. — 94,48" x 47,24"
- 120 x 120 cm. — 47,24" x 47,24"
- 60 x 120 cm. — 23,62" x 47,24"
- 80 x 80 cm. — 31,50" x 31,50"
- 60 x 60 cm. — 23,62" x 23,62"
- 30 x 60 cm. — 11,81" x 23,62"




Reims Black
30 x 60 cm. PR3060R
Rectificado



Reims Black
60 x 60 cm. PR6060R
Rectificado



Reims Black
80 x 80 cm. PR8080E
Rectificado



Reims Black
60 x 120 cm. P6012E



| | SIZE | TR | PCK |
|------------------------------|---------|----|-----|
| Rodapié Corte / Cut Skirting | 10 x 80 | 22 | 14 |
| Rodapié Corte / Cut Skirting | 10 x 60 | 20 | 15 |

Se aconseja uso del Sistema Nivelado
We recommend using Levelling System to lay the tiles
Ver pág. / See p. 318






Reims Black 80 x 80 cm. Rectificado


Reine

Pasta blanca / White body tiles

30 x 90 cm. — 11,81" x 35,43"
60 x 60 cm. — 23,62" x 23,62"



Reine Almond
30 x 90 cm. WB3090L



Reine Silver
30 x 90 cm. WB3090L



Mosaico Vintage Almond
30 x 90 cm. WB3090LB




Mosaico Vintage Silver
30 x 90 cm. WB3090LB



Track Reine Walnut
30 x 90 cm. WB3090L



Track Reine Grey
30 x 90 cm. WB3090L



Reine Walnut
30 x 90 cm. WB3090L



Reine Grey
30 x 90 cm. WB3090L



Form Reine Walnut
30 x 90 cm. WB3090L



Form Reine Grey
30 x 90 cm. WB3090L



Pavimento coordinado
Coordinated floor tiles




Reine Walnut
60 x 60 cm. PR6060L
Rectificado



Reine Grey
60 x 60 cm. PR6060L
Rectificado

| | SIZE | TR | PCK |
|------------------------------|---------|----|-----|
| Rodapié Corte / Cut Skirting | 10 x 60 | 20 | 15 |

Se aconseja uso del Sistema Nivelado
We recommend using Levelling System to lay the tiles
Ver pág. / See p. 318






Reine Walnut 30 x 90 cm. Mosaico Vintage Almond 30 x 90 cm. — Pavimento / Floor Tiles: Reine Walnut 60 x 60 cm. Rectificado

Riyadh

Pavimento / Floor tiles

60 x 60 cm. — 23,62" x 23,62"



Riyadh Jade
60 x 60 cm.

P6060R



| | SIZE | TR | PCK |
|------------------------------|---------|----|-----|
| Rodapié Corte / Cut Skirting | 10 x 60 | 20 | 15 |

Se aconseja uso del Sistema Nivelado
We recommend using Levelling System to lay the tiles
Ver pág. / See p. 318





Riyadh Jade 60 x 60 cm.

Sahel

Pasta blanca / White body tiles

40 x 120 cm. — 15,75" x 47,24"



Sahel Almond
40 x 120 cm.

WB4012L



Cosmos Sahel Almond
40 x 120 cm.

WB4012R



Sahel Walnut
40 x 120 cm.

WB4012L



Cosmos Sahel Walnut
40 x 120 cm.

WB4012R



Malla Sahel Walnut
30 x 30 cm.
TR-35 [PCK. 5]



Pavimento coordinado
Coordinated floor tiles



Reine Walnut
60 x 60 cm.
Rectificado

PR6060L

| | SIZE | TR | PCK |
|------------------------------|---------|----|-----|
| Rodapié Corte / Cut Skirting | 10 x 60 | 20 | 15 |

Se aconseja uso del Sistema Nivelado
We recommend using Levelling System to lay the tiles
Ver pág. / See p. 318






Sahel Almond 40 x 120 cm. Cosmos Sahel Walnut 40 x 120 cm. — Pavimento / Floor Tiles: Reine Walnut 60 x 60 cm. Rectificado

Sahel

Pasta blanca / White body tiles

40 x 120 cm. — 15,75" x 47,24"



Sahel White
40 x 120 cm.

WB4012L




Sahel Silver
40 x 120 cm.

WB4012L



Sahel Grey
40 x 120 cm.

WB4012L



Cosmos Sahel Silver
40 x 120 cm.

WB4012R



Cosmos Sahel Grey
40 x 120 cm.

WB4012R



Malla Sahel Grey
30 x 30 cm.
TR-35 [PCK. 5]



Pavimento coordinado
Coordinated floor tiles



Reine Grey
60 x 60 cm.
Rectificado

PR6060L

| | SIZE | TR | PCK |
|------------------------------|---------|----|-----|
| Rodapié Corte / Cut Skirting | 10 x 60 | 20 | 15 |

Se aconseja uso del Sistema Nivelado
We recomend using Levelling System to lay the tiles
Ver pág. / See p. 318





Cosmos Sahel Silver 40 x 120 cm. — Pavimento / Floor Tiles: Reine Grey 60 x 60 cm. Rectificado



Silver

Porcelánico / Porcelain tiles

260 x 120 cm. — 102,36" x 47,24"



XLAB



Silver Natural
260 x 120 cm.

XL2612L

—
Espesor / Thickness — 6 mm.

Uso exclusivo en revestimiento
Exclusive use as wall tiles

Silver Pulido
260 x 120 cm.

XL2612P

—
Espesor / Thickness — 7 mm.

Uso exclusivo en revestimiento
Exclusive use as wall tiles



Silver Pulido 260 x 120 cm. — Pavimento / Floor Tile: Halden Steel Lapado 60 x 120 cm.

Spazio

20 x 120 cm. — 7,87" x 47,24"

Porcelánico / Porcelain tiles




Spazio Maple Pulido
20 x 120 cm.

P2012P



Spazio Alder Pulido
20 x 120 cm.

P2012P



Spazio Teak Pulido
20 x 120 cm.

P2012P



Spazio Ice Pulido
20 x 120 cm.

P2012P



Spazio Sky Pulido
20 x 120 cm.

P2012P



Ejemplos de colocación / Examples of placement



| | SIZE | TR | PCK |
|------------------------------|---------|----|-----|
| Rodapié Corte / Cut Skirting | 10 x 60 | 20 | 15 |

Se aconseja uso del Sistema Nivelado
We recommend using Levelling System to lay the tiles
Ver pág. / See p. 318





Spazio Alder Pulido 20 x 120 cm.

Status

Porcelánico / Porcelain tiles



240 x 120 cm. — 94,48" x 47,24"
 60 x 120 cm. — 23,62" x 47,24"
 40 x 120 cm. — 15,75" x 47,24"

XLAB



Status P Natural
 240 x 120 cm.

XL2412L



Status Natural
 60 x 120 cm.

P6012L

—
 Espesor / Thickness — 6 mm.
 Variación Gráfica / Different Pattern — 6

| | SIZE | TR | PCK |
|------------------------------|---------|----|-----|
| Rodapié Corte / Cut Skirting | 10 x 60 | 20 | 15 |

Se aconseja uso del Sistema Nivelado
 We recomend using Levelling System to lay the tiles
 Ver pág. / See p. 318





Status P Natural 240 x 120 cm. — Pavimento / Floor Tiles: Status P Natural 240 x 120 cm.

Status

Porcelánico / Porcelain tiles



240 x 120 cm. — 94,48" x 47,24"
 120 x 120 cm. — 47,24" x 47,24"
 60 x 120 cm. — 23,62" x 47,24"
 60 x 60 cm. — 23,62" x 23,62"
 40 x 120 cm. — 15,75" x 47,24"

XLAB



Status P Pulido
240 x 120 cm.

XL2412V



Status Pulido
60 x 120 cm.

P6012P



Status Pulido
120 x 120 cm.

P1212V

—
 Espesor / Thickness — 7 mm.
 Variación Gráfica / Different Pattern — 6

Uso exclusivo en revestimiento
 Exclusive use as wall tiles

| | SIZE | TR | PCK |
|--|---------|----|-----|
| Rodapié Corte / Cut Skirting RC1212 | 10 x 60 | 25 | 15 |
| Rodapié Corte / Cut Skirting | 10 x 60 | 20 | 15 |



Status Pulido 120 x 120 cm.

Status

Pasta blanca / White body tiles



40 x 120 cm. — 15,75" x 47,24"
60 x 60 cm. — 23,62" x 23,62"



Status
40 x 120 cm.

WB4012R



Volume Status
40 x 120 cm.

WB4012RB



Tip Status
40 x 120 cm.

WB4012RB



Pavimento coordinado
Coordinated floor tiles



Status
60 x 60 cm.
Rectificado

PR6060LB



| | SIZE | TR | PCK |
|------------------------------|---------|----|-----|
| Rodapié Corte / Cut Skirting | 10 x 60 | 20 | 15 |

Se aconseja uso del Sistema Nivelado
We recommend using Levelling System to lay the tiles
Ver pág. / See p. 318






Status 40 x 120 cm. Tip Status 40 x 120 cm. — Pavimento / Floor Tiles: Status 60 x 60 cm. Rectificado

Stryn

Pasta blanca / White body tiles



Stryn
40 x 120 cm.

WB4012LB



Tonn Stryn
40 x 120 cm.

WB4012LB

Pencil Inox Brillo
1,5 x 120 cm.


TR-31 [PCK. 8]

Pencil Inox Mate
1,5 x 120 cm.

TR-31 [PCK. 8]



Pavimento coordinado
Coordinated floor tiles



Tevere Cedro
20 x 114 cm.

P2014L

Ejemplos de colocación / Examples of placement



Se aconseja uso del Sistema Nivelado
We recommend using Levelling System to lay the tiles
Ver pág. / See p. 318



* Sujeto a disponibilidad / Subject to availability






Stryn 40 x 120 cm. Tonn Stryn 40 x 120 cm. — Pavimento / Floor Tiles: Tevere Cedro 20 x 114 cm.

Stryn

Pasta blanca / White body tiles


40 x 120 cm. — 15,75" x 47,24"
30 x 90 cm. — 11,81" x 35,43"



Stryn
30 x 90 cm. WB3090LB



Leaves Stryn
30 x 90 cm. WB3090RB



Shutter Stryn
30 x 90 cm. WB3090RB



Pavimento coordinado
Coordinated floor tiles



Tevere Ceniza
20 x 114 cm. P2014L

Ejemplos de colocación / Examples of placement



| | SIZE | TR | PCK |
|------------------------------|---------|-----|-----|
| Rodapié / Skirting | 10 x 57 | 22 | 15 |
| Rodapié Corte / Cut Skirting | 10 x 57 | 22* | 15 |

Se aconseja uso del Sistema Nivelado
We recommend using Levelling System to lay the tiles
Ver pág. / See p. 318



* Sujeto a disponibilidad / Subject to availability





Shutter Stryn 30 x 90 cm. — Pavimento / Floor Tiles: Tevere Ceniza 20 x 114 cm.

Tavola

Porcelánico / Porcelain tiles

20 x 114 cm. — 7,87" x 44,88"



Tavola Roble
20 x 114 cm.

P2014L



Tavola Wengué
20 x 114 cm.

P2014L



Tavola Gris
20 x 114 cm.

P2014L



| | SIZE | TR | PCK |
|------------------------------|---------|-----|-----|
| Rodapié / Skirting | 10 x 57 | 22 | 15 |
| Rodapié Corte / Cut Skirting | 10 x 57 | 22* | 15 |

* Sujeto a disponibilidad / Subject to availability

Ejemplos de colocación / Examples of placement



Se aconseja uso del Sistema Nivelado
We recommend using Levelling System to lay the tiles
Ver pág. / See p. 318





Tavola Gris 20 x 114 cm.

Tessino

Porcelánico / Porcelain tiles



260 x 120 cm. — 102,36" x 47,24"
 120 x 120 cm. — 47,24" x 47,24"
 80 x 160 cm. — 31,50" x 63"
 80 x 80 cm. — 31,50" x 31,50"
 60 x 60 cm. — 23,62" x 23,62"
 40 x 120 cm. — 15,75" x 47,24"

XLAB



Tessino Ivory Pulido
260 x 120 cm.

XL2612P



Tessino Ivory Pulido
120 x 120 cm.

P1212P

—
 Espesor / Thickness — 6 mm.
 Variación Gráfica / Different Pattern — 4

| | SIZE | TR | PCK |
|--|---------|----|-----|
| Rodapié Corte / Cut Skirting RC1212 | 10 x 60 | 25 | 15 |

Se aconseja uso del Sistema Nivelado
 We recomend using Levelling System to lay the tiles
 Ver pág. / See p. 318





Tessino Ivory Pulido 260 x 120 cm. — Pavimento / Floor Tiles: Tessino Ivory Pulido 120 x 120 cm.

Tessino

Porcelánico / Porcelain tiles



- 260 x 120 cm. — 102,36" x 47,24"
- 120 x 120 cm. — 47,24" x 47,24"
- 80 x 160 cm. — 31,50" x 63"
- 80 x 80 cm. — 31,50" x 31,50"
- 60 x 60 cm. — 23,62" x 23,62"
- 40 x 120 cm. — 15,75" x 47,24"



Tessino Ivory Pulido
80 x 160 cm.

P8016P



Tessino Ivory Pulido
80 x 80 cm.

PR8080P



| | SIZE | TR | PCK |
|------------------------------|---------|----|-----|
| Rodapié Corte / Cut Skirting | 10 x 80 | 22 | 14 |

Se aconseja uso del Sistema Nivelado
We recommend using Levelling System to lay the tiles
Ver pág. / See p. 318





Tessino Ivory Pulido 80 x 80 cm.

Tessino

Porcelánico / Porcelain tiles



260 x 120 cm. — 102,36" x 47,24"
 120 x 120 cm. — 47,24" x 47,24"
 80 x 160 cm. — 31,50" x 63"
 80 x 80 cm. — 31,50" x 31,50"
 60 x 60 cm. — 23,62" x 23,62"
 40 x 120 cm. — 15,75" x 47,24"

XLAB



Tessino Bronze Pulido

260 x 120 cm.

XL2612RP

Espesor / Thickness — 6 mm.

Variación Gráfica / Different Pattern — 4



Tessino Bronze Pulido

120 x 120 cm.

P1212GRP

| | SIZE | TR | PCK |
|--|---------|----|-----|
| Rodapié Corte / Cut Skirting RC1212 | 10 x 60 | 25 | 15 |





Tessino Bronze Pulido 260 x 120 cm. Tessino Ivory Pulido 260 x 120 cm. — Pavimento / Floor Tiles: Tessino Bronze Pulido 120 x 120 cm.

Tessino

Porcelánico / Porcelain tiles



260 x 120 cm. — 102,36" x 47,24"
 120 x 120 cm. — 47,24" x 47,24"
 80 x 160 cm. — 31,50" x 63"
 80 x 80 cm. — 31,50" x 31,50"
 60 x 60 cm. — 23,62" x 23,62"
 40 x 120 cm. — 15,75" x 47,24"



Tessino Bronze Pulido
80 x 160 cm.

P8016GRP



Tessino Bronze Pulido
80 x 80 cm.

P8080GRP



| | SIZE | TR | PCK |
|--|------|----|-----|
|--|------|----|-----|

Rodapié Corte / Cut Skirting

10 x 80

22

14

Se aconseja uso del Sistema Nivelado
 We recommend using Levelling System to lay the tiles
 Ver pág. / See p. 318





Tessino Bronze Pulido 80 x 80 cm.

Tessino

Porcelánico / Porcelain tiles



260 x 120 cm. — 102,36" x 47,24"
 120 x 120 cm. — 47,24" x 47,24"
 80 x 160 cm. — 31,50" x 63"
 80 x 80 cm. — 31,50" x 31,50"
 60 x 60 cm. — 23,62" x 23,62"
 40 x 120 cm. — 15,75" x 47,24"

XLAB



Tessino Smoke Pulido
260 x 120 cm.

XL2612P



Tessino Smoke Pulido
120 x 120 cm.

P1212P

—
 Espesor / Thickness — 6 mm.
 Variación Gráfica / Different Pattern — 4

| | SIZE | TR | PCK |
|--|---------|----|-----|
| Rodapié Corte / Cut Skirting RC1212 | 10 x 60 | 25 | 15 |

Se aconseja uso del Sistema Nivelado
 We recomend using Levelling System to lay the tiles
 Ver pág. / See p. 318





Tessino Smoke Pulido 260 x 120 cm. — Pavimento / Floor Tiles: Tessino Smoke Pulido 120 x 120 cm.

Tessino

Porcelánico / Porcelain tiles



- 260 x 120 cm. — 102,36" x 47,24"
- 120 x 120 cm. — 47,24" x 47,24"
- 80 x 160 cm. — 31,50" x 63"
- 80 x 80 cm. — 31,50" x 31,50"
- 60 x 60 cm. — 23,62" x 23,62"
- 40 x 120 cm. — 15,75" x 47,24"




Tessino Smoke Pulido
80 x 160 cm.

P8016P



Tessino Smoke Pulido
80 x 80 cm.

PR8080P



| | SIZE | TR | PCK |
|------------------------------|---------|----|-----|
| Rodapié Corte / Cut Skirting | 10 x 80 | 22 | 14 |

Se aconseja uso del Sistema Nivelado
We recommend using Levelling System to lay the tiles
Ver pág. / See p. 318





Tessino Smoke Pulido 80 x 160 cm. — Pavimento / Floor Tiles: Tessino Smoke Pulido 80 x 80 cm.


Tessino

Porcelánico / Porcelain tiles




260 x 120 cm. — 102,36" x 47,24"
 120 x 120 cm. — 47,24" x 47,24"
 80 x 160 cm. — 31,50" x 63"
 80 x 80 cm. — 31,50" x 31,50"
 60 x 60 cm. — 23,62" x 23,62"
 40 x 120 cm. — 15,75" x 47,24"

XLAB



Tessino Grey Pulido
260 x 120 cm.

XL2612P



Tessino Grey Pulido
120 x 120 cm.

P1212P

—
 Espesor / Thickness — 6 mm.
 Variación Gráfica / Different Pattern — 4

| | SIZE | TR | PCK |
|--|---------|----|-----|
| Rodapié Corte / Cut Skirting RC1212 | 10 x 60 | 25 | 15 |

Se aconseja uso del Sistema Nivelado
 We recomend using Levelling System to lay the tiles
 Ver pág. / See p. 318





Tessino Grey Pulido 260 x 120 cm. — Pavimento7 Floor Tiles: Tessino Grey Pulido 120 x 120 cm.

Tessino

Porcelánico / Porcelain tiles




- 260 x 120 cm. — 102,36" x 47,24"
- 120 x 120 cm. — 47,24" x 47,24"
- 80 x 160 cm. — 31,50" x 63"
- 80 x 80 cm. — 31,50" x 31,50"
- 60 x 60 cm. — 23,62" x 23,62"
- 40 x 120 cm. — 15,75" x 47,24"



Tessino Grey Pulido
80 x 160 cm.

P8016P



Tessino Grey Pulido
80 x 80 cm.

PR8080P



| | SIZE | TR | PCK |
|------------------------------|---------|----|-----|
| Rodapié Corte / Cut Skirting | 10 x 80 | 22 | 14 |

Se aconseja uso del Sistema Nivelado
We recommend using Levelling System to lay the tiles
Ver pág. / See p. 318





Tessino Grey Pulido 80 x 80 cm. — Pavimento / Floor Tiles: Tessino Grey Pulido 80 x 160 cm.

Tessino

Porcelánico / Porcelain tiles

260 x 120 cm. — 102,36" x 47,24"
 120 x 120 cm. — 47,24" x 47,24"
 80 x 160 cm. — 31,50" x 63"
 80 x 80 cm. — 31,50" x 31,50"



XLAB



Tessino Black Pulido
260 x 120 cm.

XL2612RP



Tessino Black Pulido
120 x 120 cm.

P1212GRP

—
 Espesor / Thickness — 6 mm.
 Variación Gráfica / Different Pattern — 4

| | SIZE | TR | PCK |
|--|---------|----|-----|
| Rodapié Corte / Cut Skirting RC1212 | 10 x 60 | 25 | 15 |





Tessino Black Pulido 260 x 120 cm. — Pavimento / Floor Tiles: Tessino Black Pulido 120 x 120 cm.

Tessino

Porcelánico / Porcelain tiles

260 x 120 cm. — 102,36" x 47,24"
 120 x 120 cm. — 47,24" x 47,24"
 80 x 160 cm. — 31,50" x 63"
 80 x 80 cm. — 31,50" x 31,50"



Tessino Black Pulido
80 x 160 cm.

P8016GRP



Tessino Black Pulido
80 x 80 cm.

P8080GRP



| | SIZE | TR | PCK |
|------------------------------|---------|----|-----|
| Rodapié Corte / Cut Skirting | 10 x 80 | 22 | 14 |

Se aconseja uso del Sistema Nivelado
 We recommend using Levelling System to lay the tiles
 Ver pág. / See p. 318





Tessino Black Pulido 80 x 160 cm. — Pavimento / Floor Tiles: Tessino Black Pulido 80 x 80 cm.

Tessino

Pasta blanca / White body tiles

40 x 120 cm. — 15,75" x 47,24"
60 x 60 cm. — 23,62" x 23,62"



Tessino Ivory
40 x 120 cm.

WB4012LB



Tessino Smoke
40 x 120 cm.

WB4012LB




Izin Tessino Ivory
40 x 120 cm.

WB4012RB



Izin Tessino Smoke
40 x 120 cm.

WB4012RB




Tessino Bronze
40 x 120 cm.

WB4012R




Tessino Grey
40 x 120 cm.

WB4012R



Izin Tessino Bronze
40 x 120 cm.

WB4012RB




Izin Tessino Grey
40 x 120 cm.

WB4012RB



Pavimento coordinado
Coordinated floor tiles



Tessino Ivory Pulido
60 x 60 cm.
Rectificado

PR6060P



Tessino Bronze Pulido
60 x 60 cm.
Rectificado

PR6060GRP



Tessino Smoke Pulido
60 x 60 cm.
Rectificado

PR6060P



Tessino Grey Pulido
60 x 60 cm.
Rectificado

PR6060P

SIZE TR PCK

Rodapié Corte / Cut Skirting

10 x 60

20

15

Se aconseja uso del Sistema Nivelado
We recomend using Levelling System to lay the tiles
Ver pág. / See p. 318






Tessino Ivory 40 x 120 cm. Izin Tessino Ivory 40 x 120 cm. — Pavimento / Floor Tiles: Tessino Bronze 60 x 60 cm. Rectificado.

Tevere

Porcelánico / Porcelain tiles

20 x 114 cm. — 7,87" x 44,88"



Tevere Natural
20 x 114 cm.

P2014L



Tevere Cedro
20 x 114 cm.

P2014L



Tevere Ceniza
20 x 114 cm.

P2014L



| | SIZE | TR | PCK |
|------------------------------|---------|-----|-----|
| Rodapié / Skirting | 10 x 57 | 22 | 15 |
| Rodapié Corte / Cut Skirting | 10 x 57 | 22* | 15 |

* Sujeto a disponibilidad / Subject to availability

Ejemplos de colocación / Examples of placement



Se aconseja uso del Sistema Nivelado
We recommend using Levelling System to lay the tiles
Ver pág. / See p. 318





Tevere Cedro 20 x 114 cm.

Toga

Porcelánico / Porcelain tiles



240 x 120 cm. — 94,48" x 47,24"
 120 x 120 cm. — 47,24" x 47,24"
 60 x 120 cm. — 23,62" x 47,24"
 60 x 60 cm. — 23,62" x 23,62"

XLAB



Toga Taupe
240 x 120 cm.

XL2412L



Toga Taupe
60 x 60 cm. Rect. PR6060L



MF

Toga Taupe
60 x 120 cm. P6012L



MF

Toga Taupe
120 x 120 cm.

P1212L

—
 Espesor / Thickness — 6 mm.
 Variación Gráfica / Different Pattern — 4

| | SIZE | TR | PCK |
|--|---------|----|-----|
| Rodapié Corte / Cut Skirting RC1212 | 10 x 60 | 25 | 15 |
| Rodapié Corte / Cut Skirting | 10 x 60 | 20 | 15 |





Toga Taupe 60 x 120 cm. — Pavimento / Floor Tiles: Toga Taupe 60 x 120 cm.

Toga

Porcelánico / Porcelain tiles



240 x 120 cm. — 94,48" x 47,24"
 120 x 120 cm. — 47,24" x 47,24"
 60 x 120 cm. — 23,62" x 47,24"
 60 x 60 cm. — 23,62" x 23,62"

XLAB



Toga Grey
240 x 120 cm.

XL2412L



Toga Grey
60 x 60 cm. Rect. PR6060L



MF

Toga Grey
60 x 120 cm. P6012L



MF

Toga Grey
120 x 120 cm.

P1212L

—
 Espesor / Thickness — 6 mm.
 Variación Gráfica / Different Pattern — 4

| | SIZE | TR | PCK |
|--|---------|----|-----|
| Rodapié Corte / Cut Skirting RC1212 | 10 x 60 | 25 | 15 |
| Rodapié Corte / Cut Skirting | 10 x 60 | 20 | 15 |





Toga Grey 60 x 120 cm. — Pavimento / Floor Tiles: Toga Grey 60 x 120 cm.

Toga

Porcelánico / Porcelain tiles

240 x 120 cm. — 94,48" x 47,24"

120 x 120 cm. — 47,24" x 47,24"

60 x 120 cm. — 23,62" x 47,24"



XLAB

Toga P Black
240 x 120 cm.

XL2412E



MF

Toga Black
60 x 120 cm.

P6012E



MF

Toga Black
120 x 120 cm.

P1212E

—
Espesor / Thickness — 6 mm.
Variación Gráfica / Different Pattern — 4

| | SIZE | TR | PCK |
|--|---------|----|-----|
| Rodapié Corte / Cut Skirting RC1212 | 10 x 60 | 25 | 15 |
| Rodapié Corte / Cut Skirting | 10 x 60 | 20 | 15 |





Toga Black 120 x 120 cm.

Trivor


Porcelánico / Porcelain tiles

80 x 80 cm. — 31,50" x 31,50"
60 x 60 cm. — 23,62" x 23,62"




Trivor Bianco
80 x 80 cm.
Rectificado

PR8080L



Trivor Bianco
60 x 60 cm.

P6060L



| | SIZE | TR | PCK |
|------------------------------|---------|----|-----|
| Rodapié Corte / Cut Skirting | 10 x 80 | 22 | 14 |
| Rodapié Corte / Cut Skirting | 10 x 60 | 20 | 15 |

Se aconseja uso del Sistema Nivelado
We recommend using Levelling System to lay the tiles
Ver pág. / See p. 318





Trivor Bianco 80 x 80 cm. Rectificado

Urano

Pasta blanca / White body tiles




30 x 60 cm. — 11,81" x 23,62"
60 x 60 cm. — 23,62" x 23,62"



Urano Ivory
30 x 60 cm. WB3060L



Urano Silver
30 x 60 cm. WB3060L



Linear Urano Ivory
30 x 60 cm. WB3060L



Linear Urano Silver
30 x 60 cm. WB3060L



Stein Urano Ivory
30 x 60 cm. WB3060L



Stein Urano Silver
30 x 60 cm. WB3060L



Moldura Excellence Golden
2,5 x 60 cm. TR-33 [PCK. 11]



Moldura Excellence Silver
2,5 x 60 cm. TR-33 [PCK. 11]



Pavimento coordinado
Coordinated floor tiles



Urano Ivory
60 x 60 cm.
Rectificado PR6060LB



Urano Silver
60 x 60 cm.
Rectificado PR6060LB



| | SIZE | TR | PCK |
|------------------------------|---------|----|-----|
| Rodapié Corte / Cut Skirting | 10 x 60 | 20 | 15 |

Se aconseja uso del Sistema Nivelado
We recommend using Levelling System to lay the tiles
Ver pág. / See p. 318





Urano Silver 30 x 60 cm. Urano Linear Silver 30 x 60 cm. — Pavimento / Floor Tiles: Urano Silver 60 x 60 cm. Rectificado

Vestige

Porcelánico / Porcelain tiles

260 x 120 cm. — 102,36" x 47,24"
 120 x 120 cm. — 47,24" x 47,24"
 80 x 160 cm. — 31,50" x 63"




XLAB




Vestige Pulido
260 x 120 cm.

XL2612P



Vestige Pulido
80 x 160 cm.

P8016P



Vestige Pulido
120 x 120 cm.

P1212P

—
 Espesor / Thickness — 6 mm.
 Variación Gráfica / Different Pattern — 4

| | SIZE | TR | PCK |
|--|---------|----|-----|
| Rodapié Corte / Cut Skirting RC1212 | 10 x 60 | 25 | 15 |
| Rodapié Corte / Cut Skirting | 10 x 80 | 22 | 14 |

Se aconseja uso del Sistema Nivelado
 We recomend using Levelling System to lay the tiles
 Ver pág. / See p. 318





Vestige Pulido 260x120 cm. Cream Pulido 260 x 120 cm. — Pavimento / Floor Tiles: Vestige Pulido 120 x 120 cm.


White

30 x 90 cm. SLIM — 11,81" x 35,43"


Pasta blanca / White body tiles



SLIM



White Satin Slim
30 x 90 cm. SL3090LB




White Gloss Slim
30 x 90 cm. SL3090LB



Kaila White Satin Slim
30 x 90 cm. SL3090LB



Kaila White Gloss Slim
30 x 90 cm. SL3090LB



Posets White Satin Slim
30 x 90 cm. SL3090R



Posets White Gloss Slim
30 x 90 cm. SL3090R



Essen White Satin Slim
30 x 90 cm. SL3090R



Pencil Inox Brillo
1 x 90 cm. TR-24 [PCK.10]



Pencil Inox Mate
19 x 90 cm. TR-24 [PCK.10]

—
Espesor / Thickness — 7,5 mm.



Pavimento coordinado
Coordinated floor tiles



Forever Ivory
20 x 120 cm. P2012L



Forever Silver
20 x 120 cm. P2012L

Ejemplos de colocación / Examples of placement



Se aconseja uso del Sistema Nivelado
We recommend using Levelling System to lay the tiles
Ver pág. / See p. 318



| | SIZE | TR | PCK |
|------------------------------|---------|----|-----|
| Rodapié Corte / Cut Skirting | 10 x 60 | 20 | 15 |





White Satin Slim 30 x 90 cm. Essen White Satin Slim 30 x 90 cm. — Pavimento / Floor Tiles: Forever Silver 20 x 120 cm.

AB

Pasta roja

Red body tiles

| | |
|---|--|
| 20 x 110 cm. SLIM — 7,87" x 43,31" | 20 x 50 cm. — 7,87" x 19,69" |
| ASCOT 248 | BLANCO 256 |
| | COLTER 270 |
| | METROPOLI 282 |
| 33,3 x 100 cm. — 13,13" x 39,37" | |
| BLANCO 250 | |
| CAMBARA 262 | |
| CITY 266 | |
| POLIS 290 | |
| RELIEF 292 | |
| 28 x 85 cm. — 11,02" x 33,46" | 17,5 x 50 cm. — 6,89" x 19,69" |
| BLANCO 252 | BOSSE 258 |
| CASPIO 264 | BRICK 260 |
| COLTER 268 | KIVU 280 |
| ETERNITY 276 | MOVILA 284 |
| KIEV 278 | SAIGON 294 |
| NAIROBI 286 | |
| 31,6 x 63,2 cm. — 12,44" x 24,88" | 44,7 x 44,7 cm. — 17,60" x 17,60" |
| BLANCO 254 | CASPIO 264 |
| CROWNE 272 | CITY 266 |
| DALLAS 274 | CROWNE 272 |
| NAIROBI 288 | COLTER 268 |
| SAVANA / EMPERADOR 296 | DALLAS 274 |
| | ETERNITY 276 |
| | KIEV 278 |
| | METROPOLI 282 |
| | NAIROBI 286 |
| | SAVANA / EMPERADOR 296 |

Ascot

Pasta roja / Red body tiles



20 x 110 cm. — 7,87" x 43,31"



Ascot Natural
20 x 110 cm. F2011L



Ascot Roble
20 x 110 cm. F2011L



Ascot Nogal
20 x 110 cm. F2011L



Ascot Ceniza
20 x 110 cm. F2011L



Ejemplos de colocación / Examples of placement



| | SIZE | TR | PCK |
|------------------------------|---------|----|-----|
| Rodapié Corte / Cut Skirting | 10 x 55 | 24 | 24 |

Se aconseja uso del Sistema Nivelado
We recommend using Levelling System to lay the tiles
Ver pág. / See p. 318






Ascot Ceniza 20 x 110 cm.

Blanco

Pasta roja / Red body tiles




33,3 x 100 cm. — 13,11" x 39,37"
 28 x 85 cm. — 11,02" x 33,46"
 31,6 x 63,2 cm. — 12,44" x 24,88"
 20 x 50 cm. — 7,87" x 19,69"



Blanco Brillo
 33,3 x 100 cm. W3310L



Prisma Blanco Brillo*
 33,3 x 100 cm. W3310R



Next Blanco Brillo
 33,3 x 100 cm. W3310L

Pencil Inox Brillo
 1 x 100 cm. TR-27 [PCK. 10]

Listelo Lumina Savia
 1,5 x 100 cm. TR-33 [PCK. 24]

Listelo Lumina Rose
 1,5 x 100 cm. TR-33 [PCK. 24]

Listelo Lumina Purple
 1,5 x 100 cm. TR-33 [PCK. 24]

Listelo Lumina Ivory
 1,5 x 100 cm. TR-33 [PCK. 24]

* Packing relieve especial
 Special packing relief



Pavimento coordinado
 Coordinated floor tiles



Tavola Wengué
 20 x 114 cm. P2014L

| | SIZE | TR | PCK |
|------------------------------|---------|-----|-----|
| Rodapié / Skirting | 10 x 57 | 22 | 15 |
| Rodapié Corte / Cut Skirting | 10 x 57 | 22* | 15 |



Se aconseja uso del Sistema Nivelado
 We recommend using Levelling System to lay the tiles
 Ver pág. / See p. 318

* Sujeto a disponibilidad / Subject to availability



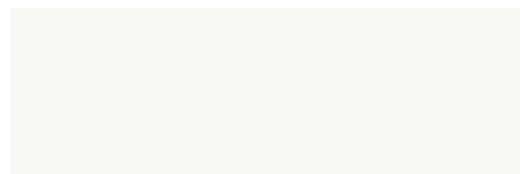


Prisma Blanco Brillo 33,3 x 100 cm. — Pavimento / Floor Tile: Tavola Wengué 20 x 114 cm.


Blanco

Pasta roja / Red body tiles

33,3 x 100 cm. — 13,11" x 39,37"
 28 x 85 cm. — 11,02" x 33,46"
 31,6 x 63,2 cm. — 12,44" x 24,88"
 20 x 50 cm. — 7,87" x 19,69"



Blanco Mate
28 x 85 cm. W2885L




Blanco Brillo
28 x 85 cm. W2885L



Nami Blanco Mate*
28 x 85 cm. W2885R



Nami Blanco Brillo*
28 x 85 cm. W2885R



Next Blanco Mate
28 x 85 cm. W2885L



Next Blanco Brillo
28 x 85 cm. W2885L



Pencil Inox Mate
1 x 85 cm. TR-23 [PCK. 10]

Pencil Inox Mate
2 x 85 cm. TR-30 [PCK. 8]

Pencil Inox Brillo
1 x 85 cm. TR-23 [PCK. 10]

Pencil Inox Brillo
2 x 85 cm. TR-30 [PCK. 8]

* Pieza con colocación /
Piece with placement



Pavimento coordinado
Coordinated floor tiles



Metropoli Sand
44,7 x 44,7 cm. F4545L



Metropoli Pearl
44,7 x 44,7 cm. F4545L

| | SIZE | TR | PCK |
|------------------------------|----------|-----|-----|
| Rodapié / Skirting | 8 x 44,7 | 06* | 28 |
| Rodapié Corte / Cut Skirting | 8 x 44,7 | 12 | 28 |

* Sujeto a disponibilidad / Subject to availability

Se aconseja uso del Sistema Nivelado
We recommend using Levelling System to lay the tiles
Ver pág. / See p. 318






Blanco Mate 28 x 85 cm. Next Blanco Mate 28 x 85 cm. — Pavimento / Floor Tiles: Metropoli Pearl 44,7 x 44,7 cm.

Blanco


Pasta roja / Red body tiles

33,3 x 100 cm. — 13,11" x 39,37"
 28 x 85 cm. — 11,02" x 33,46"
 31,6 x 63,2 cm. — 12,44" x 24,88"
 20 x 50 cm. — 7,87" x 19,69"



Blanco Mate
31,6 x 63,2 cm.

W3163L



Blanco Brillo
31,6 x 63,2 cm.

W3163L



Silueta Blanco Mate*
31,6 x 63,2 cm.

W3163R



Silueta Blanco Brillo*
31,6 x 63,2 cm.

W3163R

Pencil Inox Mate
1 x 63,2 cm. TR-20 [PCK. 10]

Pencil Inox Brillo
1 x 63,2 cm. TR-20 [PCK. 10]

Pencil Inox Mate
2 x 63,2 cm. TR-27 [PCK. 8]

Pencil Inox Brillo
2 x 63,2 cm. TR-27 [PCK. 8]

Listelo Generics Plata
1,5 x 63,2 cm. TR-43 [PCK. 32]

Listelo City Silver
3 x 30 cm. TR-40 [PCK. 16]

* Pieza con colocación /
Piece with placement



Pavimento coordinado
Coordinated floor tiles



Ascot Nogal
20 x 110 cm.

F2011L



Ascot Ceniza
20 x 110 cm.

F2011L

Ejemplos de colocación / Examples of placement



Se aconseja uso del Sistema Nivelado
We recommend using Levelling System to lay the tiles
Ver pág. / See p. 318



| | SIZE | TR | PCK |
|------------------------------|--------|----|-----|
| Rodapié Corte / Cut Skirting | 8 x 55 | 24 | 24 |





Blanco Brillo 31,6 x 63,2 cm. Listelo Inox Mate 2 x 63,2 cm.


Blanco

Pasta roja / Red body tiles

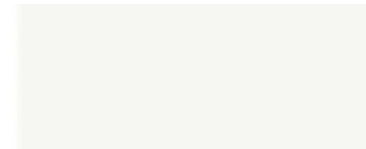
33,3 x 100 cm. — 13,11" x 39,37"
 28 x 85 cm. — 11,02" x 33,46"
 31,6 x 63,2 cm. — 12,44" x 24,88"
 20 x 50 cm. — 7,87" x 19,69"



Blanco Mate
20 x 50 cm. W2050L



Blanco Brillo
20 x 50 cm. W2050L



Bevel Blanco Mate
20 x 50 cm. W2050L



Acuarela Brillo
20 x 50 cm. W2050L



Listelo Screw Golden
1,5 x 50 cm. TR-30 [PCK. 21]



Listelo Screw Silver
1,5 x 50 cm. TR-30 [PCK. 21]

Pencil Inox Brillo
2 x 50 cm. TR-23 [PCK. 08]

Pencil Inox Brillo
1 x 50 cm. TR-18 [PCK. 10]

Listelo Cristal Carmín Mate
1 x 50 cm. TR-18 [PCK. 10]

Listelo Generics Bronce
1,5 x 50 cm. TR-38 [PCK. 10]

Listelo Cristal Azul Mate
1 x 50 cm. TR-18 [PCK. 10]

Listelo Generics Plata
1,5 x 50 cm. TR-38 [PCK. 10]



Pavimento coordinado
Coordinated floor tiles



Movila
17,5 x 50 cm. F1750L

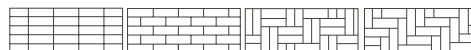


Movila Gris
17,5 x 50 cm. F1750L


| | SIZE | TR | PCK |
|------------------------------|--------|-----|-----|
| Rodapié / Skirting | 8 x 50 | 07* | 20 |
| Rodapié Corte / Cut Skirting | 8 x 50 | 14 | 20 |

* Sujeto a disponibilidad / Subject to availability

Ejemplos de colocación / Examples of placement



Se aconseja uso del Sistema Nivelado
We recommend using Levelling System to lay the tiles
Ver pág. / See p. 318





Blanco Brillo 20 x 50 cm.

Bosse

17,5 x 50 cm. — 6,89" x 19,69"

Pasta roja / Red body tiles



Bosse Tabaco
17,5 x 50 cm. F1750L



Bosse Grey
17,5 x 50 cm. F1750L



Decor Bosse Tabaco*
17,5 x 50 cm. F1750R



Decor Bosse Grey*
17,5 x 50 cm. F1750R

*4 diseños diferentes mezclados en la caja /
4 different designs mixed in the boxes.



| | SIZE | TR | PCK |
|------------------------------|--------|-----|-----|
| Rodapié / Skirting | 8 x 50 | 07* | 20 |
| Rodapié Corte / Cut Skirting | 8 x 50 | 14 | 20 |

* Sujeto a disponibilidad / Subject to availability



Se aconseja uso del Sistema Nivelado
We recommend using Levelling System to lay the tiles
Ver pág. / See p. 318





Bosse Tabaco 17,5 x 50 cm.


Brick

17,5 x 50 cm. — 6,89" x 19,69"

Pasta roja / Red body tiles



Brick Kali Sand
17,5 x 50 cm. F1750L



Brick Lava Gris
17,5 x 50 cm. F1750L



Brick Kali Stone
17,5 x 50 cm. F1750L



Pavimento coordinado
Coordinated floor tiles



Ascot Natural
20 x 110 cm. F2011L



Ascot Roble
20 x 110 cm. F2011L



Ascot Ceniza
20 x 110 cm. F2011L



Ejemplos de colocación / Examples of placement

| | SIZE | TR | PCK |
|------------------------------|--------|-----|-----|
| Rodapié / Skirting | 8 x 50 | 07* | 20 |
| Rodapié Corte / Cut Skirting | 8 x 50 | 14 | 20 |



Se aconseja uso del Sistema Nivelado
We recommend using Levelling System to lay the tiles
Ver pág. / See p. 318



* Sujeto a disponibilidad / Subject to availability



Brick Kali Sand 17,5 x 50 cm.

Cambara

Pasta roja / Red body tiles

33,3 x 100 cm. — 13,11" x 39,37"



Cambara Roble
33,3 x 100 cm. W3310R

Listelo Tex Golden
1 x 100 cm. TR-42 [PCK. 32]

Listelo Golden Brillo
0,8 x 100 cm. TR-38 [PCK. 32]

Listelo Glass Golden
1,5 x 100 cm. TR-34 [PCK. 24]



Pavimento coordinado
Coordinated floor tiles



Abstract Greige
80 x 80 cm. PR8080R
Rectificado

| | SIZE | TR | PCK |
|------------------------------|---------|----|-----|
| Rodapié Corte / Cut Skirting | 10 x 80 | 22 | 14 |

Se aconseja uso del Sistema Nivelado
We recommend using Levelling System to lay the tiles
Ver pág. / See p. 318





Cambara Roble 33,3 x 100 cm. — Pavimento / Floor Tiles: Abstract Greige 80 x 80 cm. Rectificado

Caspio

Pasta roja / Red body tiles

28 x 85 cm. — 11,02" x 33,46"
44,7 x 44,7 cm. — 17,60" x 17,60"



Caspio
28 x 85 cm. W2885LB



Nami Caspio*
28 x 85 cm. W2885LB



Decor Caspio
28 x 85 cm. W2885LB

* Pieza con colocación /
Piece with placement

Pencil Inox Brillo
1 x 85 cm. TR-23 [PCK. 10]

Pencil Inox Mate
1 x 85 cm. TR-23 [PCK. 10]

Pencil Inox Brillo
2 x 85 cm. TR-30 [PCK. 8]

 Pencil Inox Mate
2 x 85 cm. TR-30 [PCK. 8]

Listelo Luxury Silver
1 x 85 cm. TR-27 [PCK. 32]


Cenefa Ravena Silver
3 x 85 cm. TR-65 [PCK. 30]

   
Cenefa Caspio
5 x 20 cm.
TR-20 [PCK. 44]

Malla Caspio
20 x 20 cm.
TR-32 [PCK. 10]



Pavimento coordinado
Coordinated floor tiles



Caspio
44,7 x 44,7 cm. F4545LB

| | SIZE | TR | PCK |
|------------------------------|----------|-----|-----|
| Rodapié / Skirting | 8 x 44,7 | 06* | 28 |
| Rodapié Corte / Cut Skirting | 8 x 44,7 | 12 | 28 |

* Sujeto a disponibilidad / Subject to availability

Se aconseja uso del Sistema Nivelado
We recommend using Levelling System to lay the tiles
Ver pág. / See p. 318





Caspio 28 x 85 cm. Decor Caspio 28 x 85 cm. — Pavimento / Floor Tiles: Caspio 44,7 x 44,7 cm.


City

Pasta roja / Red body tiles




33,3 x 100 cm. — 13,13" x 39,37"
44,7 x 44,7 cm. — 17,60" x 17,60"

*Packing relieve especial / Special packing relief
*Pieza de colocación / Piece with placement



City Bone
33,3 x 100 cm. W3310L



City Pearl
33,3 x 100 cm. W3310L



Wind City Bone*
33,3 x 100 cm. W3310R



Wind City Pearl*
33,3 x 100 cm. W3310R



Lamas City Noce
33,3 x 100 cm. W3310L



Lamas City Grey
33,3 x 100 cm. W3310L



City Noce
33,3 x 100 cm. W3310L



City Grey
33,3 x 100 cm. W3310L



Listelo Bronze Brillo
1 x 100 cm. TR-43 [PCK. 32]



Listelo Silver Brillo
1 x 100 cm. TR-42 [PCK. 32]



Pavimento coordinado
Coordinated floor tiles



City Bone
44,7 x 44,7 cm. F4545L



City Noce
44,7 x 44,7 cm. F4545L



City Pearl
44,7 x 44,7 cm. F4545L



City Grey
44,7 x 44,7 cm. F4545L

| | SIZE | TR | PCK |
|------------------------------|----------|-----|-----|
| Rodapié / Skirting | 8 x 44,7 | 06* | 28 |
| Rodapié Corte / Cut Skirting | 8 x 44,7 | 12 | 28 |

* Sujeto a disponibilidad / Subject to availability

Se aconseja uso del Sistema Nivelado
We recommend using Levelling System to lay the tiles
Ver pág. / See p. 318






Wind City Pearl 33,3 x 100 cm. — Pavimento / Floor Tiles: City Pearl 44,7 x 44,7 cm.

Colter

Pasta roja / Red body tiles

28 x 85 cm. — 11,02" x 33,46"
 20 x 50 cm. — 7,87" x 19,69"
 44,7 x 44,7 cm. — 17,60" x 17,60"



Colter Ivory
28 x 85 cm. W2885LB




Colter Noce
28 x 85 cm. W2885LB



Listones Colter
28 x 85 cm. W2885LO




Next Colter
28 x 85 cm. W2885L




Colter Sand
28 x 85 cm. W2885LB



Pavimento coordinado
Coordinated floor tiles



Colter Sand
44,7 x 44,7 cm. F4545L



Colter Noce
44,7 x 44,7 cm. F4545L

| | SIZE | TR | PCK |
|------------------------------|----------|-----|-----|
| Rodapié / Skirting | 8 x 44,7 | 06* | 28 |
| Rodapié Corte / Cut Skirting | 8 x 44,7 | 12 | 28 |

* Sujeto a disponibilidad / Subject to availability

Se aconseja uso del Sistema Nivelado
We recommend using Levelling System to lay the tiles
Ver pág. / See p. 318





Colter Ivory 28 x 85 cm. Listones Colter 28 x 85 cm. — Pavimento / Floor Tiles: Colter Noce 44,7 x 44,7 cm.

Colter

Pasta roja / Red body tiles

28 x 85 cm. — 11,02" x 33,46"
 20 x 50 cm. — 7,87" x 19,69"
 44,7 x 44,7 cm. — 17,60" x 17,60"




Colter Ivory
20 x 50 cm. W2050L



Colter Noce
20 x 50 cm. W2050L




Decor Colter
20 x 50 cm. W2050L



Decor Mosaico Colter Noce
20 x 50 cm. W2050L



Colter Sand
20 x 50 cm. W2050L



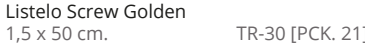
Pencil Inox Brillo
2 x 50 cm. TR-23 [PCK. 8]



Pencil Inox Brillo
1 x 50 cm. TR-18 [PCK. 10]



Cenefa Mosaico
Colter Noce
5 x 50 cm. TR-13 [PCK. 10]




Listelo Screw Golden
1,5 x 50 cm. TR-30 [PCK. 21]




Listelo Generics Bronce
1,5 x 50 cm. TR-38 [PCK. 10]



Pavimento coordinado
Coordinated floor tiles



Colter Sand
44,7 x 44,7 cm. F4545L



Colter Noce
44,7 x 44,7 cm. F4545L

| | SIZE | TR | PCK |
|------------------------------|----------|-----|-----|
| Rodapié / Skirting | 8 x 44,7 | 06* | 28 |
| Rodapié Corte / Cut Skirting | 8 x 44,7 | 12 | 28 |

* Sujeto a disponibilidad / Subject to availability

Se aconseja uso del Sistema Nivelado
We recommend using Levelling System to lay the tiles
Ver pág. / See p. 318






Colter Ivory 20 x 50 cm. Colter Noce 20 x 50 cm. — Pavimento / Floor Tiles: Colter Noce 44,7 x 44,7 cm.


Crowne

Pasta roja / Red body tiles

31,6 x 63,2 cm. — 12,44" x 24,88"
44,7 x 44,7 cm. — 17,60" x 17,60"



Crowne Ivory
31,6 x 63,2 cm. W3163L



Crowne Pearl
31,6 x 63,2 cm. W3163L



Rotin Crowne Ivory
31,6 x 63,2 cm. W3163R



Rotin Crowne Pearl
31,6 x 63,2 cm. W3163R



Crowne Noce
31,6 x 63,2 cm. W3163L



Crowne Grey
31,6 x 63,2 cm. W3163L

Pencil Inox Brillo
2 x 63,2 cm. TR-27 [PCK. 8]

Pencil Inox Mate
2 x 63,2 cm. TR-27 [PCK. 8]

Listelo Generics Bronce
1,5 x 63,2 cm. TR-43 [PCK. 32]

Listelo Generics Plata
1,5 x 63,2 cm. TR-43 [PCK. 32]



Pavimento coordinado
Coordinated floor tiles



Crowne Noce
44,7 x 44,7 cm. F4545L



Crowne Grey
44,7 x 44,7 cm. F4545L

| | SIZE | TR | PCK |
|------------------------------|----------|-----|-----|
| Rodapié / Skirting | 8 x 44,7 | 06* | 28 |
| Rodapié Corte / Cut Skirting | 8 x 44,7 | 12 | 28 |

* Sujeto a disponibilidad / Subject to availability

Se aconseja uso del Sistema Nivelado
We recommend using Levelling System to lay the tiles
Ver pág. / See p. 318






Crowne Ivory 31,6 x 63,2 cm. Rotin Crowne Ivory 31,6 x 63,2 cm. — Pavimento / Floor Tiles: Crowne Noce 44,7 x 44,7 cm.


Dallas

Pasta roja / Red body tiles


31,6 x 63,2 cm. — 12,44" x 24,88"
44,7 x 44,7 cm. — 17,60" x 17,60"




Dallas Bone
31,6 x 63,2 cm. W3163L



Dallas Silver
31,6 x 63,2 cm. W3163L



Dallas Noce
31,6 x 63,2 cm. W3163LB



Dallas Carbone
31,6 x 63,2 cm. W3163LB



Clape Dallas Noce
31,6 x 63,2 cm. W3163R



Clape Dallas Carbone
31,6 x 63,2 cm. W3163R



Pencil Inox Brillo
1 x 63,2 cm. TR-20 [PCK. 10]


Pencil Inox Mate
1 x 63,2 cm. TR-20 [PCK. 10]

Listelo Generics Bronce
1,5 x 63,2 cm. TR-43 [PCK. 32]


Listelo Generics Plata
1,5 x 63,2 cm. TR-43 [PCK. 32]



Pavimento coordinado
Coordinated floor tiles



Dallas Noce
44,7 x 44,7 cm. F4545LB



Dallas Carbone
44,7 x 44,7 cm. F4545LB

| | SIZE | TR | PCK |
|------------------------------|----------|-----|-----|
| Rodapié / Skirting | 8 x 44,7 | 06* | 28 |
| Rodapié Corte / Cut Skirting | 8 x 44,7 | 12 | 28 |

* Sujeto a disponibilidad / Subject to availability

Se aconseja uso del Sistema Nivelado
We recommend using Levelling System to lay the tiles
Ver pág. / See p. 318





Dallas Bone 31,6 x 63,2 cm. Dallas Carbone 31,6 x 63,2 cm. Clape Dallas Carbone 31,6 x 63,2 cm. — Pavimento / Floor Tiles: Dallas Carbone 44,7 x 44,7 cm.

Eternity

Pasta roja / Red body tiles

28 x 85 cm. — 11,02" x 33,46"
44,7 x 44,7 cm. — 17,60" x 17,60"



Eternity Cream
28 x 85 cm. W2885L



Eternity Pearl
28 x 85 cm. W2885L



Eternity Tórtola
28 x 85 cm. W2885L



Eternity Grafito
28 x 85 cm. W2885L



Nami Eternity Tórtola*
28 x 85 cm. W2885R



Nami Eternity Grafito*
28 x 85 cm. W2885R



Cenefa Nami Tórtola
5 x 85 cm. TR-72 [PCK. 10]



Cenefa Nami Grafito
5 x 85 cm. TR-72 [PCK. 10]

Pencil Inox Mate
1 x 85 cm. TR-23 [PCK. 10]

Pencil Inox Mate
2 x 85 cm. TR-30 [PCK. 8]

* Pieza con colocación /
Piece with placement




Pavimento coordinado
Coordinated floor tiles



Eternity Cream
44,7 x 44,7 cm. F4545L



Eternity Tórtola
44,7 x 44,7 cm. F4545L



Eternity Pearl
44,7 x 44,7 cm. F4545L



Eternity Grafito
44,7 x 44,7 cm. F4545L

| | SIZE | TR | PCK |
|------------------------------|----------|-----|-----|
| Rodapié / Skirting | 8 x 44,7 | 06* | 28 |
| Rodapié Corte / Cut Skirting | 8 x 44,7 | 12 | 28 |

* Sujeto a disponibilidad / Subject to availability

Se aconseja uso del Sistema Nivelado
We recommend using Levelling System to lay the tiles
Ver pág. / See p. 318





Eternity Pearl y Grafito 28 x 85 cm. Nami Eternity Grafito 28 x 85 cm. — Pavimento / Floor Tiles: Eternity Grafito 44,7 x 44,7 cm.

Kiev

Pasta roja / Red body tiles

28 x 85 cm. — 11,02" x 33,46"
44,7 x 44,7 cm. — 17,60" x 17,60"




Kiev Sand
28 x 85 cm. W2885L



Kiev Smoke
28 x 85 cm. W2885L



Decor Kiev Sand
28 x 85 cm. W2885L



Decor Kiev Smoke
28 x 85 cm. W2885L



Lamas Kiev Sand
28 x 85 cm. W2885L



Lamas Kiev Smoke
28 x 85 cm. W2885L



Listelo Luxury Golden
1 x 85 cm. TR-34 [PCK. 32]

Listelo Luxury Silver
1 x 85 cm. TR-34 [PCK. 32]



Pavimento coordinado
Coordinated floor tiles



Kiev Sand
44,7 x 44,7 cm. F4545L



Kiev Smoke
44,7 x 44,7 cm. F4545L

| | SIZE | TR | PCK |
|------------------------------|----------|-----|-----|
| Rodapié / Skirting | 8 x 44,7 | 06* | 28 |
| Rodapié Corte / Cut Skirting | 8 x 44,7 | 12 | 28 |

* Sujeto a disponibilidad / Subject to availability

Se aconseja uso del Sistema Nivelado
We recomend using Levelling System to lay the tiles
Ver pág. / See p. 318





Kiev Smoke 28 x 85 cm, Lamas Kiev Smoke 28 x 85 cm, Decor Kiev Smoke 28 x 85 cm. — Pavimento / Floor Tiles: Kiev Smoke 44,7 x 44,7 cm.

Kivu

17,5 x 50 cm. — 6,89" x 19,69"

Pasta roja / Red body tiles



Kivu Roble
17,5 x 50 cm. F1750L



Kivu Ceniza
17,5 x 50 cm. F1750L



Decor Kivu Roble
17,5 x 50 cm. F1750R



Decor Kivu Ceniza
17,5 x 50 cm. F1750R



| | SIZE | TR | PCK |
|------------------------------|--------|-----|-----|
| Rodapié / Skirting | 8 x 50 | 07* | 20 |
| Rodapié Corte / Cut Skirting | 8 x 50 | 14 | 20 |

* Sujeto a disponibilidad / Subject to availability

Ejemplos de colocación / Examples of placement



Se aconseja uso del Sistema Nivelado
We recommend using Levelling System to lay the tiles
Ver pág. / See p. 318






Kivu Ceniza 17,5 x 50 cm. Decor Kivu Ceniza 17,5 x 50 cm.

Metropoli

Pasta roja / Red body tiles

20 x 50 cm. — 7,87" x 19,69"
44,7 x 44,7 cm. — 17,60" x 17,60"



Metropoli Sand
20 x 50 cm. W2050L



Metropoli Pearl
20 x 50 cm. W2050L



Decor Isole Metropoli Brown
20 x 50 cm. W2050L



Decor Isole Metropoli Grey
20 x 50 cm. W2050L



Decor Slot Metropoli Brown
20 x 50 cm. W2050L



Decor Slot Metropoli Grey
20 x 50 cm. W2050L



Metropoli Brown
20 x 50 cm. W2050L



Metropoli Grey
20 x 50 cm. W2050L

Listelo Cristal Carmín Mate
1 x 50 cm. TR-18 [PCK. 10]

Listelo Cristal Azul Mate
1 x 50 cm. TR-18 [PCK. 10]



Pavimento coordinado
Coordinated floor tiles



Metropoli Sand
44,7 x 44,7 cm. F4545L



Metropoli Brown
44,7 x 44,7 cm. F4545L



Metropoli Pearl
44,7 x 44,7 cm. F4545L



Metropoli Grey
44,7 x 44,7 cm. F4545L

| | SIZE | TR | PCK |
|------------------------------|----------|-----|-----|
| Rodapié / Skirting | 8 x 44,7 | 06* | 28 |
| Rodapié Corte / Cut Skirting | 8 x 44,7 | 12 | 28 |

* Sujeto a disponibilidad / Subject to availability

Se aconseja uso del Sistema Nivelado
We recommend using Levelling System to lay the tiles
Ver pág. / See p. 318





Metropoli Pearl y Grey 20 x 50 cm. Decor Isole Metropoli Grey 20 x 50 cm. Decor Slot Metropoli Grey 20 x 50 cm.
Pavimento/ Floor Tiles: Metropoli Grey 44,7 x 44,7 cm.

Movila

17,5 x 50 cm. — 6,89" x 19,69"

Pasta roja / Red body tiles



Movila
17,5 x 50 cm.

F1750L



Movila Gris
17,5 x 50 cm.

F1750L



| | SIZE | TR | PCK |
|------------------------------|--------|-----|-----|
| Rodapié / Skirting | 8 x 50 | 07* | 20 |
| Rodapié Corte / Cut Skirting | 8 x 50 | 14 | 20 |

* Sujeto a disponibilidad / Subject to availability

Ejemplos de colocación / Examples of placement



Se aconseja uso del Sistema Nivelado
We recommend using Levelling System to lay the tiles
Ver pág. / See p. 318





Movila 17,5 x 50 cm.

Nairobi

Pasta roja / Red body tiles

Pasta roja / Red body tiles:
 28 x 85 cm. — 11,02" x 33,46"
 31,6 x 63,2 cm. — 12,44" x 24,88"
 44,7 x 44,7 cm. — 17,60" x 17,60"



Nairobi Marfil
28 x 85 cm. W2885L



Nairobi Perla
28 x 85 cm. W2885L



Linee Nairobi Brown
28 x 85 cm. W2885L



Linee Nairobi Grey
28 x 85 cm. W2885L



Nairobi Brown
28 x 85 cm. W2885L



Nairobi Grey
28 x 85 cm. W2885L

Listelo Luxury Golden
1 x 85 cm. TR-34 [PCK. 32]


Pencil Inox Brillo
1 x 85 cm. TR-23 [PCK. 10]

Listelo Futura Bronze
1 x 85 cm. TR-35 [PCK. 32]


Pencil Inox Brillo
2 x 85 cm. TR-30 [PCK. 8]



Pavimento coordinado
Coordinated floor tiles




Nairobi Marfil
44,7 x 44,7 cm. F4545L



Nairobi Brown
44,7 x 44,7 cm. F4545L



Nairobi Perla
44,7 x 44,7 cm. F4545L



Nairobi Grey
44,7 x 44,7 cm. F4545L

| | SIZE | TR | PCK |
|------------------------------|----------|-----|-----|
| Rodapié / Skirting | 8 x 44,7 | 06* | 28 |
| Rodapié Corte / Cut Skirting | 8 x 44,7 | 12 | 28 |

* Sujeto a disponibilidad / Subject to availability

Se aconseja uso del Sistema Nivelado
We recommend using Levelling System to lay the tiles
Ver pág. / See p. 318






Nairobi Brown 28 x 85 cm. Linee Nairobi Brown 28 x 85 cm. — Pavimento / Floor Tiles: Nairobi Brown 44,7 x 44,7 cm.


Nairobi

Pasta roja / Red body tiles

Pasta roja / Red body tiles:
 28 x 85 cm. — 11,02" x 33,46"
 31,6 x 63,2 cm. — 12,44" x 24,88"
 44,7 x 44,7 cm. — 17,60" x 17,60"



Nairobi Marfil
31,6 x 63,2 cm. W3163L




Nairobi Perla
31,6 x 63,2 cm. W3163L



Listone Nairobi Marfil
31,6 x 63,2 cm. W3163L




Listone Nairobi Perla
31,6 x 63,2 cm. W3163L




Luxor Nairobi Mix Marfil
31,6 x 63,2 cm. W3163L



Luxor Nairobi Mix Perla
31,6 x 63,2 cm. W3163L




Nairobi Brown
31,6 x 63,2 cm. W3163L




Nairobi Grey
31,6 x 63,2 cm. W3163L




Pavimento coordinado
Coordinated floor tiles




Nairobi Marfil
44,7 x 44,7 cm. F4545L



Nairobi Brown
44,7 x 44,7 cm. F4545L



Nairobi Perla
44,7 x 44,7 cm. F4545L



Nairobi Grey
44,7 x 44,7 cm. F4545L

| | SIZE | TR | PCK |
|------------------------------|----------|-----|-----|
| Rodapié / Skirting | 8 x 44,7 | 06* | 28 |
| Rodapié Corte / Cut Skirting | 8 x 44,7 | 12 | 28 |

* Sujeto a disponibilidad / Subject to availability

Se aconseja uso del Sistema Nivelado
We recommend using Levelling System to lay the tiles
Ver pág. / See p. 318






Nairobi Perla 28 x 85 cm., Nairobi Grey 28 x 85 cm. — Pavimento / Floor Tiles: Nairobi Perla 44,7 x 44,7 cm.


Polis

Pasta roja / Red body tiles

33,3 x 100 cm. — 13,11" x 39,37"



Polis Bone
33,3 x 100 cm. W3310LB



Polis Pearl
33,3 x 100 cm. W3310LB




Olimpo Polis Bone*
33,3 x 100 cm. W3310LB



Olimpo Polis Pearl*
33,3 x 100 cm. W3310LB



Polis Noce
33,3 x 100 cm. W3310LB



Polis Grey
33,3 x 100 cm. W3310LB

Listelo Golden Brillo
1 x 100 cm. TR-42 [PCK. 32]

Listelo Silver Brillo
1 x 100 cm. TR-42 [PCK. 32]

Listelo Bronce Brillo
1 x 100 cm. TR-42 [PCK. 32]

Pencil Inox Brillo
1 x 100 cm. TR-27 [PCK. 10]

*Packing relieve especial /
Special packing relief

Pencil Inox Brillo
1 x 100 cm. TR-27 [PCK. 10]




Pavimento coordinado
Coordinated floor tiles



City Bone
44,7 x 44,7 cm. F4545L



City Noce
44,7 x 44,7 cm. F4545L



City Pearl
44,7 x 44,7 cm. F4545L



City Grey
44,7 x 44,7 cm. F4545L

| | SIZE | TR | PCK |
|------------------------------|----------|-----|-----|
| Rodapié / Skirting | 8 x 44,7 | 06* | 28 |
| Rodapié Corte / Cut Skirting | 8 x 44,7 | 12 | 28 |

* Sujeto a disponibilidad / Subject to availability

Se aconseja uso del Sistema Nivelado
We recommend using Levelling System to lay the tiles
Ver pág. / See p. 318






Polis Bone 33,3 x 100 cm. — Pavimento / Floor Tiles: City Bone 44,7 x 44,7 cm.

Relief

33,3 x 100 cm. — 13,11" x 39,37"

Pasta roja / Red body tiles



Relief
33,3 x 100 cm. W3310LB



Relief Flames*
33,3 x 100 cm. W3310RB



Relief Scales*
33,3 x 100 cm. W3310RB

Pencil Inox Brillo
1 x 100 cm. TR-27 [PCK. 10]

Listelo Lumina Savia
1,5 x 100 cm. TR-33 [PCK. 24]

Listelo Lumina Rose
1,5 x 100 cm. TR-33 [PCK. 24]


Listelo Lumina Purple
1,5 x 100 cm. TR-33 [PCK. 24]

* Packing relieve especial /
Special packing relief

* Pieza con colocación /
Piece with placement




Pavimento coordinado
Coordinated floor tiles




Barnwood
20 x 114 cm. P2014LB

| | SIZE | TR | PCK |
|------------------------------|---------|-----|-----|
| Rodapié / Skirting | 10 x 57 | 22 | 15 |
| Rodapié Corte / Cut Skirting | 10 x 57 | 22* | 15 |

* Sujeto a disponibilidad / Subject to availability



Se aconseja uso del Sistema Nivelado
We recommend using Levelling System to lay the tiles
Ver pág. / See p. 318





Relief 33,3 x 100 cm. Relief Flames 33,3 x 100 cm. — Pavimento / Floor Tiles: Barnwood 20 x 114 cm.

Saigon

Pasta roja / Red body tiles

20 x 110 cm. — 7,87" x 43,31"



Saigon
17,5 x 50 cm.

F1750L



Pasta roja / Red body tiles

| | SIZE | TR | PCK |
|------------------------------|--------|-----|-----|
| Rodapié / Skirting | 8 x 50 | 07* | 20 |
| Rodapié Corte / Cut Skirting | 8 x 50 | 14 | 20 |

* Sujeto a disponibilidad / Subject to availability

Ejemplos de colocación / Examples of placement



Se aconseja uso del Sistema Nivelado
We recommend using Levelling System to lay the tiles
Ver pág. / See p. 318






Saigon 17,5 x 50 cm.

Savana / Emperador

Pasta roja / Red body tiles

31,6 x 63,2 cm. — 12,44" x 24,88"
44,7 x 44,7 cm. — 17,60" x 17,60"



Savana Cream
31,6 x 63,2 cm.

W3163L




Emperador Brown
31,6 x 63,2 cm.

W3163L



Mosaico Savana Cream
31,6 x 63,2 cm.

W3163L



Losetas Savana Emperador
31,6 x 63,2 cm.

W3163L



Listelo Generics Bronce
1 x 63,2 cm.

TR-43 [PCK. 32]

Cenefa Butterfly Oro
2 x 63,2 cm.

TR-32 [PCK. 40]



Mosaico Savana Emperador
31,6 x 63,2 cm.

W3163L



Pavimento coordinado
Coordinated floor tiles



Savana Cream
44,7 x 44,7 cm.

F4545L



Emperador Brown
44,7 x 44,7 cm.

F4545L

| | SIZE | TR | PCK |
|------------------------------|----------|-----|-----|
| Rodapié / Skirting | 8 x 44,7 | 06* | 28 |
| Rodapié Corte / Cut Skirting | 8 x 44,7 | 12 | 28 |

* Sujeto a disponibilidad / Subject to availability

Se aconseja uso del Sistema Nivelado
We recommend using Levelling System to lay the tiles
Ver pág. / See p. 318





Emperador Brown 31,6 x 63,2 cm. Savana Cream 31,6 x 63,2 cm. — Pavimento / Floor Tiles: Savana Cream 44,7 x 44,7 cm.

AB

Características técnicas

Technical characteristics

260 x 120 cm. / 102,36" x 47,24"

| Porcelánico Porcelain tiles 260 x 120 cm. 102,36" x 47,24" | | Deslizamiento Slipping Resistance UNE 1263 | MOHS (Dureza) Strength Resistance | PEI | | Absorción de Agua Water Absorption | Resistencia Química / Chemical Resistance | | | | | | | | | Resistencia a las Manchas Stain Resistance | | | Resistencia Mecánica Mechanical Resistance | |
|---|----------------|---|--|---|---|---|--|--|--|----------------------------------|--|---|-----|-----|--|---|--|---|--|--|
| Modelo Model | Color Color | | | Clase Class | Etapa Abrasión Abrasion Stage | | P.D. Limpieza Cleaning | Aditivos Agua Piscinas Additive pools water | Ácidos y Alcalis (Baja concentración) Acids and Alkalis (Low concentration) | | | Ácidos y Alcalis (Alta concentración) Acids and Alkalis (High concentration) | | | Con Acción Trazante Tracing Action | Con Acción Química Oxidante Chemical Oxidize Action | Con Acción Fílmica Filmic Action | Resistencia a la helada Frost Resistance | Resistencia a la flexión Bending Resistance | |
| | | | | Cloruro Amónico Ammonia Chloride | Ácido Cloríd. Hydro- chloric Acid | Ac. Cítrico Citric Acid | Hidróxi- do Potásico Potas- sium Hydroxi- de | | Ácido Cloríd. Hydro- chloric Acid | Ac. Láctico Lactic Acid | Hidróxi- do Potásico Potas- sium Hydroxi- de | | | | | | | | | |
| ARAL | Cream Pulido | 0 | 4 | 4 | 2100 | <0,5% | GA | GA | GLA | GLA | GLA | GHB | GHB | GHB | 5 | 5 | 5 | RESISTE | >35N/mm2 | |
| | Pearl Pulido | 0 | 4 | 4 | 2100 | <0,5% | GA | GA | GLA | GLA | GLA | GHB | GHB | GHB | 5 | 5 | 5 | RESISTE | >35N/mm2 | |
| BLACK | Natural | 0 | 5 | 0 | 150 | <0,5% | GA | GA | GLA | GLA | GLA | GHA | GHA | GHA | 5 | 5 | 5 | RESISTE | >35N/mm2 | |
| BLANCO | Natural | 0 | 6 | 3 | 1500 | <0,5% | GA | GA | GLA | GLA | GLA | GHA | GHA | GHA | 5 | 5 | 5 | RESISTE | >35N/mm2 | |
| | Pulido | 0 | 4 | 3 | 1500 | <0,5% | GA | GA | GLA | GLA | GLA | GHB | GHB | GHB | 5 | 5 | 5 | RESISTE | >35N/mm2 | |
| CREAM | Cream Natural | 0 | 6 | 3 | 1500 | <0,5% | GA | GA | GLA | GLA | GLA | GHA | GHA | GHA | 5 | 5 | 5 | RESISTE | >35N/mm2 | |
| | Cream Pulido | 0 | 4 | 3 | 1500 | <0,5% | GA | GA | GLA | GLA | GLA | GHB | GHB | GHB | 5 | 5 | 5 | RESISTE | >35N/mm2 | |
| DAREN | Noir Pulido | 0 | 4 | 3 | 1500 | <0,5% | GA | GA | GLA | GLA | GLA | GHB | GHB | GHB | 5 | 5 | 5 | RESISTE | >35N/mm2 | |
| | Blanc Pulido | 0 | 3 | 1 | 150 | <0,5% | GA | GA | GLA | GLA | GLA | GHB | GHB | GHB | 5 | 5 | 5 | RESISTE | >35N/mm2 | |
| GALLERY | Black Pulido | 0 | 4 | 1 | 150 | <0,5% | GA | GA | GLA | GLA | GLA | GHB | GHB | GHB | 5 | 5 | 5 | RESISTE | >35N/mm2 | |
| HALDEN | Artic Lapado | 0 | 6 | 4 | 2100 | <0,5% | GA | GA | GLA | GLA | GLA | GHA | GHA | GHA | 5 | 5 | 5 | RESISTE | >35N/mm2 | |
| | Copper Lapado | 0 | 6 | 2 | 600 | <0,5% | GA | GA | GLA | GLA | GLA | GHA | GHA | GHA | 5 | 5 | 5 | RESISTE | >35N/mm2 | |
| | Lead Lapado | 0 | 6 | 2 | 600 | <0,5% | GA | GA | GLA | GLA | GLA | GHA | GHA | GHA | 5 | 5 | 5 | RESISTE | >35N/mm2 | |
| | Steel Lapado | 0 | 6 | 3 | 750 | <0,5% | GA | GA | GLA | GLA | GLA | GHA | GHA | GHA | 5 | 5 | 5 | RESISTE | >35N/mm2 | |
| ICARO | Dark Pulido | 0 | 4 | 1 | 150 | <0,5% | GA | GA | GLA | GLA | GLA | GHB | GHB | GHB | 5 | 5 | 5 | RESISTE | >35N/mm2 | |
| LEAD | Lead Natural | 0 | 5 | 2 | 600 | <0,5% | GA | GA | GLA | GLA | GLA | GHA | GHA | GHA | 5 | 5 | 5 | RESISTE | >35N/mm2 | |
| | Lead Pulido | 0 | 4 | 2 | 600 | <0,5% | GA | GA | GLA | GLA | GLA | GHB | GHB | GHB | 5 | 5 | 5 | RESISTE | >35N/mm2 | |
| SILVER | Silver Natural | 0 | 6 | 3 | 1500 | <0,5% | GA | GA | GLA | GLA | GLA | GHA | GHA | GHA | 5 | 5 | 5 | RESISTE | >35N/mm2 | |
| | Silver Pulido | 0 | 4 | 3 | 1500 | <0,5% | GA | GA | GLA | GLA | GLA | GHB | GHB | GHB | 5 | 5 | 5 | RESISTE | >35N/mm2 | |
| RAVENA | Pulido | 0 | 4 | 4 | 12000 | <0,5% | GA | GA | GLA | GLA | GLA | GHB | GHB | GHB | 5 | 5 | 5 | RESISTE | >35N/mm2 | |
| TESSINO | Black Pulido | 0 | 3 | 1 | 150 | <0,5% | GA | GA | GLA | GLA | GLA | GHB | GHB | GHB | 5 | 5 | 5 | RESISTE | >35N/mm2 | |
| | Bronze Pulido | 0 | 3 | 3 | 750 | <0,5% | GA | GA | GLA | GLA | GLA | GHB | GHB | GHB | 5 | 5 | 5 | RESISTE | >35N/mm2 | |
| | Grey Pulido | 0 | 4 | 3 | 750 | <0,5% | GA | GA | GLA | GLA | GLA | GHB | GHB | GHB | 5 | 5 | 5 | RESISTE | >35N/mm2 | |
| | Ivory Pulido | 0 | 4 | 4 | 12000 | <0,5% | GA | GA | GLA | GLA | GLA | GHB | GHB | GHB | 5 | 5 | 5 | RESISTE | >35N/mm2 | |
| | Smoke Pulido | 0 | 4 | 4 | 6000 | <0,5% | GA | GA | GLA | GLA | GLA | GHB | GHB | GHB | 5 | 5 | 5 | RESISTE | >35N/mm2 | |
| VESTIGE | Pulido | 0 | 4 | 4 | 12000 | <0,5% | GA | GA | GLA | GLA | GLA | GHB | GHB | GHB | 5 | 5 | 5 | RESISTE | >35N/mm2 | |

240 x 120 cm. / 94,48" x 47,24"

| Porcelánico Porcelain tiles 240 x 120 cm. 94,48" x 47,24" | | Deslizamiento Slipping Resistance UNE 1263 | MOHS (Dureza) Strength Resistance | PEI | | Absorción de Agua Water Absorption | Resistencia Química / Chemical Resistance | | | | | | | | | Resistencia a las Manchas Stain Resistance | | | Resistencia Mecánica Mechanical Resistance | |
|--|----------------|---|--|----------------|---|---|---|--|--|---|----------------------------------|---|-----|-----|--|---|--|---|--|--|
| Modelo Model | Color Color | | | Clase Class | Etapas Abrasión Abrasion Stage | | P.D. Limpieza Cleaning | Aditivos Agua Piscinas Additive pools water | Ácidos y Alcalis (Baja concentración) Acids and Alkalis (low concentration) | | | Ácidos y Alcalis (Alta concentración) Acids and Alkalis (high concentration) | | | Con Acción Trazante Tracing Action | Con Acción Química Oxidante Chemical Oxidize Action | Con Acción Fílmica Filmic Action | Resistencia a la helada Frost Resistance | Resistencia a la flexión Bending Resistance | |
| | | | | | | Cloruro Amónico Ammonia Chloride | Ácido Cloríd. Hydro- chloric Acid | Ac. Cítrico Citric Acid | Hidróxi- do Potásico Potas- sium Hydroxi- de | Ácido Cloríd. Hydro- chloric Acid | Ac. Láctico Lactic Acid | Hidróxi- do Potásico Potas- sium Hydroxi- de | | | | | | | | |
| BIENNE | Gigrio Pulido | 0 | 4 | 4 | 2100 | <0,5% | GA | GA | GLA | GLA | GLA | GHB | GHB | GHB | 5 | 5 | 5 | RESISTE | >35N/mm2 | |
| | Jade Pulido | 0 | 4 | 3 | 1500 | <0,5% | GA | GA | GLA | GLA | GLA | GHB | GHB | GHB | 5 | 5 | 5 | RESISTE | >35N/mm2 | |
| BLANCO | P Natural | 0 | 6 | 3 | 1500 | <0,5% | GA | GA | GLA | GLA | GLA | GHA | GHA | GHA | 5 | 5 | 5 | RESISTE | >35N/mm2 | |
| | P Pulido | 0 | 4 | 3 | 1500 | <0,5% | GA | GA | GLA | GLA | GLA | GHB | GHB | GHB | 5 | 5 | 5 | RESISTE | >35N/mm2 | |
| CLASSIC CREAM | Natural | 0 | 6 | 4 | 2100 | <0,5% | GA | GA | GLA | GLA | GLA | GHA | GHA | GHA | 5 | 5 | 5 | RESISTE | >35N/mm2 | |
| | Pulido | 0 | 4 | 4 | 2100 | <0,5% | GA | GA | GLA | GLA | GLA | GHB | GHB | GHB | 5 | 5 | 5 | RESISTE | >35N/mm2 | |
| GEOSTONE | Grey | 1 | 6 | 3 | 1500 | <0,5% | GA | GA | GLA | GLA | GLA | GHA | GHA | GHA | 5 | 5 | 5 | RESISTE | >35N/mm2 | |
| | Noce | 1 | 6 | 3 | 1500 | <0,5% | GA | GA | GLA | GLA | GLA | GHA | GHA | GHA | 5 | 5 | 5 | RESISTE | >35N/mm2 | |
| NEWBURY | Pulido | 0 | 4 | 4 | 12000 | <0,5% | GA | GA | GLA | GLA | GLA | GHB | GHB | GHB | 5 | 5 | 5 | RESISTE | >35N/mm2 | |
| | White Pulido | 0 | 4 | 4 | 6000 | <0,5% | GA | GA | GLA | GLA | GLA | GHB | GHB | GHB | 5 | 5 | 5 | RESISTE | >35N/mm2 | |
| QALA | Pulido | 0 | 4 | 3 | 1500 | <0,5% | GA | GA | GLA | GLA | GLA | GHB | GHB | GHB | 5 | 5 | 5 | RESISTE | >35N/mm2 | |
| REIMS | Ivory | 0 | 6 | 4 | 2100 | <0,5% | GA | GA | GLA | GLA | GLA | GHA | GHA | GHA | 5 | 5 | 5 | RESISTE | >35N/mm2 | |
| | Silver | 0 | 6 | 4 | 2100 | <0,5% | GA | GA | GLA | GLA | GLA | GHA | GHA | GHA | 5 | 5 | 5 | RESISTE | >35N/mm2 | |
| | Taupe | 0 | 6 | 3 | 750 | <0,5% | GA | GA | GLA | GLA | GLA | GHA | GHA | GHA | 5 | 5 | 5 | RESISTE | >35N/mm2 | |
| STATUS | P Natural | 0 | 6 | 3 | 1500 | <0,5% | GA | GA | GLA | GLA | GLA | GHA | GHA | GHA | 5 | 5 | 5 | RESISTE | >35N/mm2 | |
| | P Pulido | 0 | 4 | 3 | 1500 | <0,5% | GA | GA | GLA | GLA | GLA | GHB | GHB | GHB | 5 | 5 | 5 | RESISTE | >35N/mm2 | |
| TOGA | P Black | 0 | 5 | 2 | 600 | <0,5% | GA | GA | GLA | GLA | GLA | GHA | GHA | GHA | 5 | 5 | 5 | RESISTE | >35N/mm2 | |
| | Grey | 0 | 6 | 3 | 1500 | <0,5% | GA | GA | GLA | GLA | GLA | GHA | GHA | GHA | 5 | 5 | 5 | RESISTE | >35N/mm2 | |
| | Taupe | 0 | 6 | 3 | 750 | <0,5% | GA | GA | GLA | GLA | GLA | GHA | GHA | GHA | 5 | 5 | 5 | RESISTE | >35N/mm2 | |

120 x 120 cm. / 47,24" x 47,24"

| Porcelánico Porcelain tiles 120 x 120 cm. 47,24" x 47,24" | | Deslizamiento Slipping Resistance UNE 1263 | MOHS (Dureza) Strength Resistance | PEI | | Absorción de Agua Water Absorption | Resistencia Química / Chemical Resistance | | | | | | | | | Resistencia a las Manchas Stain Resistance | | | Resistencia Mecánica Mechanical Resistance | |
|--|----------------|---|--|----------------|-----------------------------|---|---|--|--|--|---|---|--|-----|--|---|--|---|--|--|
| Modelo Model | Color Color | | | Clase Class | Etapas Abrasion Stage | | P.D. Limpieza Cleaning | Aditivos Agua Piscinas Additive pools water | Ácidos y Alcalis (Baja concentración) Acids and Alkalis (Low concentration) | | | Ácidos y Alcalis (Alta concentración) Acids and Alkalis (High concentration) | | | Con Acción Trazante Tracing Action | Con Acción Química Oxidante Chemical Oxidize Action | Con Acción Fílmica Filmic Action | Resistencia a la helada Frost Resistance | Resistencia a la flexión Bending Resistance | |
| | | | | | | Cloruro Amónico Ammonia Chloride | | Ácido Cloríd. Hydro- chloric Acid | Ac. Cítrico Citric Acid | Hidróxi- do Potásico Potas- sium Hydroxi- de | Ácido Cloríd. Hydro- chloric Acid | Ac. Láctico Lactic Acid | Hidróxi- do Potásico Potas- sium Hydroxi- de | | | | | | | |
| ARAL | Cream Pulido | 0 | 4 | 4 | 2100 | <0,5% | GA | GA | GLA | GLA | GLA | GHB | GHB | GHB | 5 | 5 | 5 | RESISTE | >35N/mm2 | |
| | Pearl Pulido | 0 | 4 | 4 | 2100 | <0,5% | GA | GA | GLA | GLA | GLA | GHB | GHB | GHB | 5 | 5 | 5 | RESISTE | >35N/mm2 | |
| BIENNE | Grigio Pulido | 0 | 4 | 4 | 2100 | <0,5% | GA | GA | GLA | GLA | GLA | GHB | GHB | GHB | 5 | 5 | 5 | RESISTE | >35N/mm2 | |
| | Jade Pulido | 0 | 4 | 3 | 1500 | <0,5% | GA | GA | GLA | GLA | GLA | GHB | GHB | GHB | 5 | 5 | 5 | RESISTE | >35N/mm2 | |
| BLANCO | Natural | 0 | 5 | 4 | 12000 | <0,5% | GA | GA | GLA | GLA | GLA | GHA | GHA | GHA | 5 | 5 | 5 | RESISTE | >35N/mm2 | |
| | Pulido | 0 | 5 | 4 | 12000 | <0,5% | GA | GA | GLA | GLA | GLA | GHB | GHB | GHB | 5 | 5 | 5 | RESISTE | >35N/mm2 | |
| CLASSIC CREAM | Natural | 0 | 6 | 4 | 2100 | <0,5% | GA | GA | GLA | GLA | GLA | GHA | GHA | GHA | 5 | 5 | 5 | RESISTE | >35N/mm2 | |
| | Pulido | 0 | 4 | 3 | 1500 | <0,5% | GA | GA | GLA | GLA | GLA | GHB | GHB | GHB | 5 | 5 | 5 | RESISTE | >35N/mm2 | |
| DAREN | Noir Pulido | 0 | 4 | 3 | 1500 | <0,5% | GA | GA | GLA | GLA | GLA | GHB | GHB | GHB | 5 | 5 | 5 | RESISTE | >35N/mm2 | |
| | Blanc Pulido | 0 | 3 | 1 | 150 | <0,5% | GA | GA | GLA | GLA | GLA | GHB | GHB | GHB | 5 | 5 | 5 | RESISTE | >35N/mm2 | |
| GALLERY | Black Pulido | 0 | 4 | 1 | 150 | <0,5% | GA | GA | GLA | GLA | GLA | GHB | GHB | GHB | 5 | 5 | 5 | RESISTE | >35N/mm2 | |
| GEOSTONE | Grey | 0 | 6 | 3 | 1500 | <0,5% | GA | GA | GLA | GLA | GLA | GHA | GHA | GHA | 5 | 5 | 5 | RESISTE | >35N/mm2 | |
| | Noce | 0 | 6 | 3 | 1500 | <0,5% | GA | GA | GLA | GLA | GLA | GHA | GHA | GHA | 5 | 5 | 5 | RESISTE | >35N/mm2 | |
| ICARO | Dark Pulido | 0 | 4 | 1 | 150 | <0,5% | GA | GA | GLA | GLA | GLA | GHB | GHB | GHB | 5 | 5 | 5 | RESISTE | >35N/mm2 | |
| NAXOS | Black Pulido | 0 | 4 | 2 | 600 | <0,5% | GA | GA | GLA | GLA | GLA | GHB | GHB | GHB | 5 | 5 | 5 | RESISTE | >35N/mm2 | |
| | Silver Pulido | 0 | 4 | 4 | 2100 | <0,5% | GA | GA | GLA | GLA | GLA | GHB | GHB | GHB | 5 | 5 | 5 | RESISTE | >35N/mm2 | |
| | Steel Pulido | 0 | 4 | 3 | 750 | <0,5% | GA | GA | GLA | GLA | GLA | GHB | GHB | GHB | 5 | 5 | 5 | RESISTE | >35N/mm2 | |
| NEWBURY | Pulido | 0 | 4 | 4 | 12000 | <0,5% | GA | GA | GLA | GLA | GLA | GHB | GHB | GHB | 5 | 5 | 5 | RESISTE | >35N/mm2 | |
| | White Pulido | 0 | 4 | 4 | 6000 | <0,5% | GA | GA | GLA | GLA | GLA | GHB | GHB | GHB | 5 | 5 | 5 | RESISTE | >35N/mm2 | |
| QALA | Pulido | 0 | 4 | 3 | 1500 | <0,5% | GA | GA | GLA | GLA | GLA | GHB | GHB | GHB | 5 | 5 | 5 | RESISTE | >35N/mm2 | |
| RAVENA | Pulido | 0 | 4 | 4 | 6000 | <0,5% | GA | GA | GLA | GLA | GLA | GHB | GHB | GHB | 5 | 5 | 5 | RESISTE | >35N/mm2 | |
| REIMS | Ivory | 1 | 6 | 4 | 2100 | <0,5% | GA | GA | GLA | GLA | GLA | GHA | GHA | GHA | 5 | 5 | 5 | RESISTE | >35N/mm2 | |
| | Silver | 1 | 6 | 4 | 2100 | <0,5% | GA | GA | GLA | GLA | GLA | GHA | GHA | GHA | 5 | 5 | 5 | RESISTE | >35N/mm2 | |
| | Taupe | 1 | 6 | 3 | 750 | <0,5% | GA | GA | GLA | GLA | GLA | GHA | GHA | GHA | 5 | 5 | 5 | RESISTE | >35N/mm2 | |
| STATUS | P Natural | 0 | 5 | 4 | 12000 | <0,5% | GA | GA | GLA | GLA | GLA | GHA | GHA | GHA | 5 | 5 | 5 | RESISTE | >35N/mm2 | |
| TESSINO | Black Pulido | 0 | 3 | 1 | 150 | <0,5% | GA | GA | GLA | GLA | GLA | GHB | GHB | GHB | 5 | 5 | 5 | RESISTE | >35N/mm2 | |
| | Bronze Pulido | 0 | 3 | 3 | 750 | <0,5% | GA | GA | GLA | GLA | GLA | GHB | GHB | GHB | 5 | 5 | 5 | RESISTE | >35N/mm2 | |
| | Grey Pulido | 0 | 4 | 3 | 750 | <0,5% | GA | GA | GLA | GLA | GLA | GHB | GHB | GHB | 5 | 5 | 5 | RESISTE | >35N/mm2 | |
| | Ivory Pulido | 0 | 4 | 4 | 12000 | <0,5% | GA | GA | GLA | GLA | GLA | GHB | GHB | GHB | 5 | 5 | 5 | RESISTE | >35N/mm2 | |
| TOGA | Smoke Pulido | 0 | 4 | 4 | 6000 | <0,5% | GA | GA | GLA | GLA | GLA | GHB | GHB | GHB | 5 | 5 | 5 | RESISTE | >35N/mm2 | |
| | Black | 0 | 5 | 2 | 600 | <0,5% | GA | GA | GLA | GLA | GLA | GHA | GHA | GHA | 5 | 5 | 5 | RESISTE | >35N/mm2 | |
| TOGA | Grey | 0 | 6 | 3 | 1500 | <0,5% | GA | GA | GLA | GLA | GLA | GHA | GHA | GHA | 5 | 5 | 5 | RESISTE | >35N/mm2 | |
| | Taupe | 0 | 5 | 4 | 6000 | <0,5% | GA | GA | GLA | GLA | GLA | GHA | GHA | GHA | 5 | 5 | 5 | RESISTE | >35N/mm2 | |
| VESTIGE | Pulido | 0 | 4 | 4 | 12000 | <0,5% | GA | GA | GLA | GLA | GLA | GHB | GHB | GHB | 5 | 5 | 5 | RESISTE | >35N/mm2 | |

60 x 120 cm. / 23,62" x 47,24"

| Porcelánico Porcelain tiles 60 x 120 cm. 23,62" x 47,24" | | Deslizamiento Slipping Resistance UNE 1263 | MOHS (Dureza) Strength Resistance | PEI | | Absorción de Agua Water Absorption | Resistencia Química / Chemical Resistance | | | | | | | | | Resistencia a las Manchas Stain Resistance | | | Resistencia Mecánica Mechanical Resistance | |
|---|--------------------|---|--|----------------|--|--|---|--|--|--|----------------------------------|---|-----|-----|---|---|--|---|--|--|
| Modelo Model | Color Color | | | Clase Class | Etapa Abrasión Abrasion Stage | | P.D. Limpieza Cleaning | Aditivos Agua Piscinas Additive pools water | Ácidos y Alcalis (Baja concentración) Acids and Alkalis (Low concentration) | | | Ácidos y Alcalis (Alta concentración) Acids and Alkalis (High concentration) | | | Con Acción Traza Tracing Action | Con Acción Química Oxidante Chemical Oxidize Action | Con Acción Fílmica Filmic Action | Resistencia a la helada Frost Resistance | Resistencia a la flexión Bending Resistance | |
| | | Cloruro Amónico Ammonia Chloride | Ácido Clohid. Hydrochloric Acid | | | Ac. Cítrico Citric Acid | | | Hidróxido Potásico Potassium Hydroxide | Ácido Clohid. Hydrochloric Acid | Ac. Láctico Lactic Acid | Hidróxido Potásico Potassium Hydroxide | | | | | | | | |
| ABSTRACT | Graphite | 1 | 6 | 2 | 600 | <0,5% | GA | GA | GLA | GLA | GLA | GHA | GHA | GHA | 5 | 5 | 5 | RESISTE | >35N/mm2 | |
| | Greige | 1 | 6 | 3 | 1500 | <0,5% | GA | GA | GLA | GLA | GLA | GHA | GHA | GHA | 5 | 5 | 5 | RESISTE | >35N/mm2 | |
| | Sand | 1 | 6 | 4 | 2100 | <0,5% | GA | GA | GLA | GLA | GLA | GHA | GHA | GHA | 5 | 5 | 5 | RESISTE | >35N/mm2 | |
| | Silver | 1 | 6 | 4 | 2100 | <0,5% | GA | GA | GLA | GLA | GLA | GHA | GHA | GHA | 5 | 5 | 5 | RESISTE | >35N/mm2 | |
| | Graphite Anti-Slip | 3 | 8 | 2 | 600 | <0,5% | GA | GA | GLA | GLA | GLA | GHA | GHA | GHA | 5 | 5 | 5 | RESISTE | >35N/mm2 | |
| | Greige Anti-Slip | 3 | 8 | 4 | 2100 | <0,5% | GA | GA | GLA | GLA | GLA | GHA | GHA | GHA | 5 | 5 | 5 | RESISTE | >35N/mm2 | |
| | Sand Anti-Slip | 3 | 8 | 4 | 2100 | <0,5% | GA | GA | GLA | GLA | GLA | GHA | GHA | GHA | 5 | 5 | 5 | RESISTE | >35N/mm2 | |
| | Silver Anti-Slip | 3 | 8 | 4 | 2100 | <0,5% | GA | GA | GLA | GLA | GLA | GHA | GHA | GHA | 5 | 5 | 5 | RESISTE | >35N/mm2 | |
| | Graphite Lapato | 1 | 6 | 2 | 600 | <0,5% | GA | GA | GLA | GLA | GLA | GHA | GHA | GHA | 5 | 5 | 5 | RESISTE | >35N/mm2 | |
| | Greige Lapato | 1 | 6 | 2 | 750 | <0,5% | GA | GA | GLA | GLA | GLA | GHA | GHA | GHA | 5 | 5 | 5 | RESISTE | >35N/mm2 | |
| | Sand Lapato | 1 | 6 | 3 | 1500 | <0,5% | GA | GA | GLA | GLA | GLA | GHA | GHA | GHA | 5 | 5 | 5 | RESISTE | >35N/mm2 | |
| Silver Lapato | 1 | 6 | 3 | 1500 | <0,5% | GA | GA | GLA | GLA | GLA | GHA | GHA | GHA | 5 | 5 | 5 | RESISTE | >35N/mm2 | | |
| ARAL | Cream | 0 | 5 | 3 | 1500 | <0,5% | GA | GA | GLA | GLA | GLA | GHA | GHA | GHA | 5 | 5 | 5 | RESISTE | >35N/mm2 | |
| | Pearl | 0 | 5 | 3 | 1500 | <0,5% | GA | GA | GLA | GLA | GLA | GHA | GHA | GHA | 5 | 5 | 5 | RESISTE | >35N/mm2 | |
| | Cream Pulido | 0 | 4 | 3 | 1500 | <0,5% | GA | GA | GLA | GLA | GLA | GHB | GHB | GHB | 5 | 5 | 5 | RESISTE | >35N/mm2 | |
| | Pearl Pulido | 0 | 4 | 3 | 1500 | <0,5% | GA | GA | GLA | GLA | GLA | GHB | GHB | GHB | 5 | 5 | 5 | RESISTE | >35N/mm2 | |
| BLACK | Natural | 0 | 5 | 1 | 150 | <0,5% | GA | GA | GLA | GLA | GLA | GHA | GHA | GHA | 5 | 5 | 5 | RESISTE | >35N/mm2 | |
| BLANCO | Natural | 0 | 5 | 4 | 12000 | <0,5% | GA | GA | GLA | GLA | GLA | GHA | GHA | GHA | 5 | 5 | 5 | RESISTE | >35N/mm2 | |
| | Pulido | 0 | 4 | 4 | 12000 | <0,5% | GA | GA | GLA | GLA | GLA | GHB | GHB | GHB | 5 | 5 | 5 | RESISTE | >35N/mm2 | |
| CLASSIC CREAM | Natural | 0 | 6 | 4 | 2100 | <0,5% | GA | GA | GLA | GLA | GLA | GHA | GHA | GHA | 5 | 5 | 5 | RESISTE | >35N/mm2 | |
| | Pulido | 0 | 4 | 3 | 1500 | <0,5% | GA | GA | GLA | GLA | GLA | GHB | GHB | GHB | 5 | 5 | 5 | RESISTE | >35N/mm2 | |
| DAREN | Noir Pulido | 0 | 4 | 3 | 1500 | <0,5% | GA | GA | GLA | GLA | GLA | GHB | GHB | GHB | 5 | 5 | 5 | RESISTE | >35N/mm2 | |
| | Blanc Pulido | 0 | 3 | 1 | 150 | <0,5% | GA | GA | GLA | GLA | GLA | GHB | GHB | GHB | 5 | 5 | 5 | RESISTE | >35N/mm2 | |
| DOREX | Ash | 3 | 7 | 4 | 6000 | <0,5% | GA | GA | GLA | GLA | GLA | GHA | GHA | GHA | 5 | 5 | 5 | RESISTE | >35N/mm2 | |
| | Black | 3 | 7 | 2 | 600 | <0,5% | GA | GA | GLA | GLA | GLA | GHA | GHA | GHA | 5 | 5 | 5 | RESISTE | >35N/mm2 | |
| | Sand | 3 | 7 | 4 | 6000 | <0,5% | GA | GA | GLA | GLA | GLA | GHA | GHA | GHA | 5 | 5 | 5 | RESISTE | >35N/mm2 | |
| | Smoke | 3 | 7 | 3 | 1500 | <0,5% | GA | GA | GLA | GLA | GLA | GHA | GHA | GHA | 5 | 5 | 5 | RESISTE | >35N/mm2 | |
| GALLERY | Black Pulido | 0 | 4 | 1 | 150 | <0,5% | GA | GA | GLA | GLA | GLA | GHB | GHB | GHB | 5 | 5 | 5 | RESISTE | >35N/mm2 | |
| GEOSTONE | Grey | 1 | 5 | 4 | 6000 | <0,5% | GA | GA | GLA | GLA | GLA | GHA | GHA | GHA | 5 | 5 | 5 | RESISTE | >35N/mm2 | |
| | Noce | 1 | 5 | 4 | 2100 | <0,5% | GA | GA | GLA | GLA | GLA | GHA | GHA | GHA | 5 | 5 | 5 | RESISTE | >35N/mm2 | |
| HALDEN | Artic Lapado | 0 | 6 | 4 | 2100 | <0,5% | GA | GA | GLA | GLA | GLA | GHA | GHA | GHA | 5 | 5 | 5 | RESISTE | >35N/mm2 | |
| | Copper Lapado | 0 | 6 | 2 | 600 | <0,5% | GA | GA | GLA | GLA | GLA | GHA | GHA | GHA | 5 | 5 | 5 | RESISTE | >35N/mm2 | |
| | Lead Lapado | 0 | 6 | 2 | 600 | <0,5% | GA | GA | GLA | GLA | GLA | GHA | GHA | GHA | 5 | 5 | 5 | RESISTE | >35N/mm2 | |
| | Steel Lapado | 0 | 6 | 3 | 750 | <0,5% | GA | GA | GLA | GLA | GLA | GHA | GHA | GHA | 5 | 5 | 5 | RESISTE | >35N/mm2 | |
| ICARO | Dark Pulido | 0 | 4 | 1 | 150 | <0,5% | GA | GA | GLA | GLA | GLA | GHB | GHB | GHB | 5 | 5 | 5 | RESISTE | >35N/mm2 | |
| NAXOS | Black | 0 | 4 | 1 | 600 | <0,5% | GA | GA | GLA | GLA | GLA | GHB | GHB | GHB | 5 | 5 | 5 | RESISTE | >35N/mm2 | |
| | Silver | 0 | 4 | 4 | 2100 | <0,5% | GA | GA | GLA | GLA | GLA | GHB | GHB | GHB | 5 | 5 | 5 | RESISTE | >35N/mm2 | |
| | Steel | 0 | 4 | 3 | 750 | <0,5% | GA | GA | GLA | GLA | GLA | GHB | GHB | GHB | 5 | 5 | 5 | RESISTE | >35N/mm2 | |
| NEWBURY | Natural | 0 | 5 | 3 | 1500 | <0,5% | GA | GA | GLA | GLA | GLA | GHA | GHA | GHA | 5 | 5 | 5 | RESISTE | >35N/mm2 | |
| | White Natural | 0 | 4 | 4 | 12000 | <0,5% | GA | GA | GLA | GLA | GLA | GHA | GHA | GHA | 5 | 5 | 5 | RESISTE | >35N/mm2 | |
| | Pulido | 0 | 4 | 4 | 12000 | <0,5% | GA | GA | GLA | GLA | GLA | GHB | GHB | GHB | 5 | 5 | 5 | RESISTE | >35N/mm2 | |
| | White Pulido | 0 | 4 | 4 | 6000 | <0,5% | GA | GA | GLA | GLA | GLA | GHB | GHB | GHB | 5 | 5 | 5 | RESISTE | >35N/mm2 | |
| NICKON | Bone | 1 | 8 | 4 | 2100 | <0,5% | GA | GA | GLA | GLA | GLA | GHA | GHA | GHA | 5 | 5 | 5 | RESISTE | >35N/mm2 | |
| | Chrome | 1 | 8 | 3 | 1500 | <0,5% | GA | GA | GLA | GLA | GLA | GHA | GHA | GHA | 5 | 5 | 5 | RESISTE | >35N/mm2 | |
| | Steel | 1 | 8 | 4 | 2100 | <0,5% | GA | GA | GLA | GLA | GLA | GHA | GHA | GHA | 5 | 5 | 5 | RESISTE | >35N/mm2 | |
| | Taupe | 1 | 8 | 3 | 1500 | <0,5% | GA | GA | GLA | GLA | GLA | GHA | GHA | GHA | 5 | 5 | 5 | RESISTE | >35N/mm2 | |
| QALA | Pulido | 0 | 4 | 3 | 1500 | <0,5% | GA | GA | GLA | GLA | GLA | GHB | GHB | GHB | 5 | 5 | 5 | RESISTE | >35N/mm2 | |
| REIMS | Ivory | 1 | 6 | 3 | 1500 | <0,5% | GA | GA | GLA | GLA | GLA | GHA | GHA | GHA | 5 | 5 | 5 | RESISTE | >35N/mm2 | |
| | Silver | 1 | 6 | 4 | 2100 | <0,5% | GA | GA | GLA | GLA | GLA | GHA | GHA | GHA | 5 | 5 | 5 | RESISTE | >35N/mm2 | |
| | Taupe | 1 | 6 | 3 | 750 | <0,5% | GA | GA | GLA | GLA | GLA | GHA | GHA | GHA | 5 | 5 | 5 | RESISTE | >35N/mm2 | |
| STATUS | Natural | 0 | 5 | 4 | 12000 | <0,5% | GA | GA | GLA | GLA | GLA | GHA | GHA | GHA | 5 | 5 | 5 | RESISTE | >35N/mm2 | |
| | Pulido | 0 | 4 | 4 | 2100 | 0,5%<E≤3% | GA | GA | GLA | GLA | GLA | GHB | GHB | GHB | 5 | 5 | 5 | RESISTE | >35N/mm2 | |
| TOGA | Taupe | 0 | 5 | 4 | 6000 | <0,5% | GA | GA | GLA | GLA | GLA | GHA | GHA | GHA | 5 | 5 | 5 | RESISTE | >35N/mm2 | |
| | Black | 0 | 5 | 2 | 600 | <0,5% | GA | GA | GLA | GLA | GLA | GHA | GHA | GHA | 5 | 5 | 5 | RESISTE | >35N/mm2 | |
| | Grey | 0 | 5 | 3 | 750 | <0,5% | GA | GA | GLA | GLA | GLA | GHA | GHA | GHA | 5 | 5 | 5 | RESISTE | >35N/mm2 | |

80 x 160 cm. / 31,50" x 63"

| Porcelánico Porcelain tiles 80 x 160 cm. 31,50" x 63" | | Deslizamiento Slipping Resistance UNE 1263 | MOHS (Dureza) Strength Resistance | PEI | | Absorción de Agua Water Absorption | Resistencia Química / Chemical Resistance | | | | | | | | | Resistencia a las Manchas Stain Resistance | | | Resistencia Mecánica Mechanical Resistance | |
|--|----------------|---|--|----------------|---|---|---|--|---|----------------------------------|---|--|----------------------------------|---|--|---|---|---|--|--|
| Modelo Model | Color Color | | | Clase Class | Etapas Abrasión Abrasion Stage | | P.D. Limpieza Cleaning | Aditivos Agua Piscinas Additive pools water | Ácidos y Alcalis (Baja concentración) (Acids and Alkalis (Low concentration) | | | Ácidos y Alcalis (Alta concentración) (Acids and Alkalis (High concentration) | | | Con Acción Trazante Tracing Action | Con Acción Química Oxidante Chemical Oxidize Action | Con Acción Filigrana Filigrine Action | Resistencia a la helada Frost Resistance | Resistencia a la flexión Bending Resistance | |
| | | | | | | | Cloruro Amónico Ammonia Chloride | | Ácido Clohíd. Hydrochloric Acid | Ac. Cítrico Citric Acid | Hidróxido Potásico Potassium Hydroxide | Ácido Clohíd. Hydrochloric Acid | Ac. Láctico Lactic Acid | Hidróxido Potásico Potassium Hydroxide | | | | | | |
| BLACK | Natural | 0 | 5 | 1 | 150 | <0,5% | GA | GA | GLA | GLA | GLA | GHA | GHA | GHA | 5 | 5 | 5 | RESISTE | >35N/mm2 | |
| BLANCO | Natural | 0 | 5 | 4 | 12000 | <0,5% | GA | GA | GLA | GLA | GLA | GHA | GHA | GHA | 5 | 5 | 5 | RESISTE | >35N/mm2 | |
| | Pulido | 0 | 5 | 4 | 12000 | <0,5% | GA | GA | GLA | GLA | GLA | GHB | GHB | GHB | 5 | 5 | 5 | RESISTE | >35N/mm2 | |
| NEWBURY | Pulido | 0 | 4 | 4 | 12000 | <0,5% | GA | GA | GLA | GLA | GLA | GHB | GHB | GHB | 5 | 5 | 5 | RESISTE | >35N/mm2 | |
| | White Pulido | 0 | 4 | 4 | 6000 | <0,5% | GA | GA | GLA | GLA | GLA | GHB | GHB | GHB | 5 | 5 | 5 | RESISTE | >35N/mm2 | |
| RAVENA | Pulido | 0 | 4 | 4 | 12000 | <0,5% | GA | GA | GLA | GLA | GLA | GHB | GHB | GHB | 5 | 5 | 5 | RESISTE | >35N/mm2 | |
| TESSINO | Black Pulido | 0 | 3 | 1 | 150 | <0,5% | GA | GA | GLA | GLA | GLA | GHB | GHB | GHB | 5 | 5 | 5 | RESISTE | >35N/mm2 | |
| | Bronze Pulido | 0 | 3 | 3 | 750 | <0,5% | GA | GA | GLA | GLA | GLA | GHB | GHB | GHB | 5 | 5 | 5 | RESISTE | >35N/mm2 | |
| | Grey Pulido | 0 | 4 | 3 | 750 | <0,5% | GA | GA | GLA | GLA | GLA | GHB | GHB | GHB | 5 | 5 | 5 | RESISTE | >35N/mm2 | |
| | Ivory Pulido | 0 | 4 | 4 | 12000 | <0,5% | GA | GA | GLA | GLA | GLA | GHB | GHB | GHB | 5 | 5 | 5 | RESISTE | >35N/mm2 | |
| | Smoke Pulido | 0 | 4 | 4 | 6000 | <0,5% | GA | GA | GLA | GLA | GLA | GHB | GHB | GHB | 5 | 5 | 5 | RESISTE | >35N/mm2 | |
| VESTIGE | Pulido | 0 | 4 | 4 | 12000 | <0,5% | GA | GA | GLA | GLA | GLA | GHB | GHB | GHB | 5 | 5 | 5 | RESISTE | >35N/mm2 | |

80 x 80 cm. / 31,50” x 31,50”

| Porcelánico Porcelain tiles 80 x 80 cm. 31,50” x 31,50” | | Deslizamiento Slipping Resistance UNE 1263 | MOHS (Dureza) Strength Resistance | PEI | | Absorción de Agua Water Absorption | Resistencia Química / Chemical Resistance | | | | | | | Resistencia a las Manchas Stain Resistance | | | Resistencia Mecánica Mechanical Resistance | | |
|--|--------------------|---|--|----------------|--|---|---|--|--|--|----------------------------------|---|-----|--|---|--|---|--|---|
| Modelo Model | Color Color | | | Clase Class | Etapa Abrasión Abrasion Stage | | P.D. Limpieza Cleaning | Aditivos Agua Piscinas Additive pools water | Ácidos y Alcalis (Baja concentración) Acids and Alkalis (Low concentration) | | | Ácidos y Alcalis (Alta concentración) Acids and Alkalis (High concentration) | | | | Con Acción Trazante Tracing Action | Con Acción Química Oxidante Chemical Oxidize Action | Con Acción Fílmica Filmic Action | Resistencia a la Helada Frost Resistance |
| | | Cloruro Amónico Ammonia Chloride | Ácido Cloríd. Hydrochloric Acid | | | Ac. Cítrico Citric Acid | | | Hidróxido Potásico Potassium Hydroxide | Ácido Cloríd. Hydrochloric Acid | Ac. Láctico Lactic Acid | Hidróxido Potásico Potassium Hydroxide | | | | | | | |
| ABSTRACT | Graphite | 1 | 6 | 2 | 600 | <0,5% | GA | GA | GLA | GLA | GLA | GHA | GHA | GHA | 5 | 5 | 5 | RESISTE | >35N/mm2 |
| | Greige | 1 | 6 | 3 | 1500 | <0,5% | GA | GA | GLA | GLA | GLA | GHA | GHA | GHA | 5 | 5 | 5 | RESISTE | >35N/mm2 |
| | Sand | 1 | 6 | 4 | 2100 | <0,5% | GA | GA | GLA | GLA | GLA | GHA | GHA | GHA | 5 | 5 | 5 | RESISTE | >35N/mm2 |
| | Silver | 1 | 6 | 4 | 2100 | <0,5% | GA | GA | GLA | GLA | GLA | GHA | GHA | GHA | 5 | 5 | 5 | RESISTE | >35N/mm2 |
| | Graphite Anti-Slip | 3 | 8 | 2 | 600 | <0,5% | GA | GA | GLA | GLA | GLA | GHA | GHA | GHA | 5 | 5 | 5 | RESISTE | >35N/mm2 |
| | Greige Anti-Slip | 3 | 8 | 4 | 2100 | <0,5% | GA | GA | GLA | GLA | GLA | GHA | GHA | GHA | 5 | 5 | 5 | RESISTE | >35N/mm2 |
| | Sand Anti-Slip | 3 | 8 | 4 | 2100 | <0,5% | GA | GA | GLA | GLA | GLA | GHA | GHA | GHA | 5 | 5 | 5 | RESISTE | >35N/mm2 |
| | Silver Anti-Slip | 3 | 8 | 4 | 2100 | <0,5% | GA | GA | GLA | GLA | GLA | GHA | GHA | GHA | 5 | 5 | 5 | RESISTE | >35N/mm2 |
| | Graphite Lapato | 1 | 6 | 2 | 600 | <0,5% | GA | GA | GLA | GLA | GLA | GHA | GHA | GHA | 5 | 5 | 5 | RESISTE | >35N/mm2 |
| | Greige Lapato | 1 | 6 | 2 | 750 | <0,5% | GA | GA | GLA | GLA | GLA | GHA | GHA | GHA | 5 | 5 | 5 | RESISTE | >35N/mm2 |
| Sand Lapato | 1 | 6 | 3 | 1500 | <0,5% | GA | GA | GLA | GLA | GLA | GHA | GHA | GHA | 5 | 5 | 5 | RESISTE | >35N/mm2 | |
| Silver Lapato | 1 | 6 | 3 | 1500 | <0,5% | GA | GA | GLA | GLA | GLA | GHA | GHA | GHA | 5 | 5 | 5 | RESISTE | >35N/mm2 | |
| ARGENTIERE | | 0 | 4 | 3 | 1500 | 0,5%<E≤3% | GA | GA | GLA | GLA | GLA | GHA | GHA | GHA | 5 | 5 | 5 | RESISTE | >35N/mm2 |
| BLANCO | Natural | 0 | 5 | 4 | 12000 | <0,5% | GA | GA | GLA | GLA | GLA | GHA | GHA | GHA | 5 | 5 | 5 | RESISTE | >35N/mm2 |
| | Pulido | 0 | 5 | 4 | 12000 | <0,5% | GA | GA | GLA | GLA | GLA | GHB | GHB | GHB | 5 | 5 | 5 | RESISTE | >35N/mm2 |
| CALACATTA | Bianco | 0 | 4 | 3 | 1500 | 0,5%<E≤3% | GA | GA | GLA | GLA | GLA | GHA | GHA | GHA | 5 | 5 | 5 | RESISTE | >35N/mm2 |
| DOREX | Ash | 3 | 7 | 4 | 6000 | <0,5% | GA | GA | GLA | GLA | GLA | GHA | GHA | GHA | 5 | 5 | 5 | RESISTE | >35N/mm2 |
| | Black | 3 | 7 | 2 | 600 | <0,5% | GA | GA | GLA | GLA | GLA | GHA | GHA | GHA | 5 | 5 | 5 | RESISTE | >35N/mm2 |
| | Sand | 3 | 7 | 4 | 6000 | <0,5% | GA | GA | GLA | GLA | GLA | GHA | GHA | GHA | 5 | 5 | 5 | RESISTE | >35N/mm2 |
| | Smoke | 3 | 7 | 3 | 1500 | <0,5% | GA | GA | GLA | GLA | GLA | GHA | GHA | GHA | 5 | 5 | 5 | RESISTE | >35N/mm2 |
| HALDEN | Artic Lapado | 0 | 6 | 4 | 2100 | <0,5% | GA | GA | GLA | GLA | GLA | GHA | GHA | GHA | 5 | 5 | 5 | RESISTE | >35N/mm2 |
| | Copper Lapado | 0 | 6 | 2 | 600 | <0,5% | GA | GA | GLA | GLA | GLA | GHA | GHA | GHA | 5 | 5 | 5 | RESISTE | >35N/mm2 |
| | Lead Lapado | 0 | 6 | 2 | 600 | <0,5% | GA | GA | GLA | GLA | GLA | GHA | GHA | GHA | 5 | 5 | 5 | RESISTE | >35N/mm2 |
| | Steel Lapado | 0 | 6 | 3 | 750 | <0,5% | GA | GA | GLA | GLA | GLA | GHA | GHA | GHA | 5 | 5 | 5 | RESISTE | >35N/mm2 |
| JAIPUR | Amaranto | 0 | 4 | 3 | 750 | 0,5%<E≤3% | GA | GA | GLA | GLA | GLA | GHA | GHA | GHA | 5 | 5 | 5 | RESISTE | >35N/mm2 |
| MONACO | Beige | 0 | 4 | 3 | 1500 | 0,5%<E≤3% | GA | GA | GLA | GLA | GLA | GHA | GHA | GHA | 5 | 5 | 5 | RESISTE | >35N/mm2 |
| NAIROBI | Marfil | 0 | 4 | 3 | 1500 | 0,5%<E≤3% | GA | GA | GLA | GLA | GLA | GHA | GHA | GHA | 5 | 5 | 5 | RESISTE | >35N/mm2 |
| | Arena | 0 | 4 | 3 | 1500 | 0,5%<E≤3% | GA | GA | GLA | GLA | GLA | GHA | GHA | GHA | 5 | 5 | 5 | RESISTE | >35N/mm2 |
| | Brown | 0 | 4 | 2 | 600 | 0,5%<E≤3% | GA | GA | GLA | GLA | GLA | GHA | GHA | GHA | 5 | 5 | 5 | RESISTE | >35N/mm2 |
| | Perla | 0 | 4 | 3 | 1500 | 0,5%<E≤3% | GA | GA | GLA | GLA | GLA | GHA | GHA | GHA | 5 | 5 | 5 | RESISTE | >35N/mm2 |
| | Grey | 0 | 4 | 2 | 600 | 0,5%<E≤3% | GA | GA | GLA | GLA | GLA | GHA | GHA | GHA | 5 | 5 | 5 | RESISTE | >35N/mm2 |
| NEWBURY | Pulido | 0 | 4 | 4 | 12000 | <0,5% | GA | GA | GLA | GLA | GLA | GHB | GHB | GHB | 5 | 5 | 5 | RESISTE | >35N/mm2 |
| | White Pulido | 0 | 4 | 4 | 6000 | <0,5% | GA | GA | GLA | GLA | GLA | GHB | GHB | GHB | 5 | 5 | 5 | RESISTE | >35N/mm2 |
| RAVENA | Pulido | 0 | 4 | 4 | 12000 | <0,5% | GA | GA | GLA | GLA | GLA | GHB | GHB | GHB | 5 | 5 | 5 | RESISTE | >35N/mm2 |
| REIMS | Black | 1 | 6 | 2 | 600 | <0,5% | GA | GA | GLA | GLA | GLA | GHA | GHA | GHA | 5 | 5 | 5 | RESISTE | >35N/mm2 |
| | Grey | 1 | 6 | 3 | 1500 | <0,5% | GA | GA | GLA | GLA | GLA | GHA | GHA | GHA | 5 | 5 | 5 | RESISTE | >35N/mm2 |
| | Ivory | 1 | 6 | 3 | 1500 | <0,5% | GA | GA | GLA | GLA | GLA | GHA | GHA | GHA | 5 | 5 | 5 | RESISTE | >35N/mm2 |
| | Silver | 1 | 6 | 4 | 2100 | <0,5% | GA | GA | GLA | GLA | GLA | GHA | GHA | GHA | 5 | 5 | 5 | RESISTE | >35N/mm2 |
| | Taupe | 1 | 6 | 3 | 750 | <0,5% | GA | GA | GLA | GLA | GLA | GHA | GHA | GHA | 5 | 5 | 5 | RESISTE | >35N/mm2 |
| TESSINO | Black Pulido | 0 | 3 | 1 | 150 | <0,5% | GA | GA | GLA | GLA | GLA | GHB | GHB | GHB | 5 | 5 | 5 | RESISTE | >35N/mm2 |
| | Bronze Pulido | 0 | 3 | 3 | 750 | <0,5% | GA | GA | GLA | GLA | GLA | GHB | GHB | GHB | 5 | 5 | 5 | RESISTE | >35N/mm2 |
| | Grey Pulido | 0 | 4 | 3 | 750 | <0,5% | GA | GA | GLA | GLA | GLA | GHB | GHB | GHB | 5 | 5 | 5 | RESISTE | >35N/mm2 |
| | Ivory Pulido | 0 | 4 | 4 | 12000 | <0,5% | GA | GA | GLA | GLA | GLA | GHB | GHB | GHB | 5 | 5 | 5 | RESISTE | >35N/mm2 |
| | Smoke Pulido | 0 | 4 | 4 | 6000 | <0,5% | GA | GA | GLA | GLA | GLA | GHB | GHB | GHB | 5 | 5 | 5 | RESISTE | >35N/mm2 |
| TRIVOR | Bianco | 0 | 4 | 3 | 1500 | <0,5% | GA | GA | GLA | GLA | GLA | GHA | GHA | GHA | 5 | 5 | 5 | RESISTE | >35N/mm2 |

20 x 120 cm. / 7,87" x 47,24"

| Porcelánico Porcelain tiles 20 x 120 cm. 7,87" x 47,24" | | Deslizamiento Slipping Resistance UNE 1263 | MOHS (Dureza) Strength Resistance | PEI | | Absorción de Agua Water Absorption | Resistencia Química / Chemical Resistance | | | | | | | | | Resistencia a las Manchas Stain Resistance | | | Resistencia Mecánica Mechanical Resistance | |
|--|------------------|---|--|----------------|----------------------------|---|---|--|--|----------|--|---|---|--|--|---|--|---|--|----------------------------------|
| Modelo Model | Color Color | | | Clase Class | Etapa Abrasión Stage | | P.D. Limpieza Cleaning | Aditivos Agua Additive pools water | Ácidos y Alcalis (Baja concentración) Acids and Alkalis (Low concentration) | | | Ácidos y Alcalis (Alta concentración) Acids and Alkalis (High concentration) | | | Con Acción Trazante Tracing Action | Con Acción Química Oxidante Chemical Oxidize Action | Con Acción Fílmica Filmic Action | Resistencia a la helada Frost Resistance | Resistencia a la flexión Bending Resistance | |
| | | | | | | | | | Cloruro Amónico Ammonia Chloride | Piscinas | Ácido Clohid. Hydrochloric Acid | Ac. Cítrico Citric Acid | Hidróxido Potásico Potassium Hydroxide | Ácido Clohid. Hydrochloric Acid | | | | | | Ac. Láctico Lactic Acid |
| ALBANY | Chesnut | 1 | 6 | 4 | 2100 | <0,5% | GA | GA | GLA | GLA | GLA | GHA | GHA | GHA | 5 | 5 | 5 | RESISTE | >35N/mm2 | |
| | Fresno | 1 | 6 | 4 | 6000 | <0,5% | GA | GA | GLA | GLA | GLA | GHA | GHA | GHA | 5 | 5 | 5 | RESISTE | >35N/mm2 | |
| | Roble | 1 | 6 | 4 | 2100 | <0,5% | GA | GA | GLA | GLA | GLA | GHA | GHA | GHA | 5 | 5 | 5 | RESISTE | >35N/mm2 | |
| | Rovere | 1 | 6 | 3 | 1500 | <0,5% | GA | GA | GLA | GLA | GLA | GHA | GHA | GHA | 5 | 5 | 5 | RESISTE | >35N/mm2 | |
| CANAIMA | Castaño | 0 | 4 | 3 | 750 | <0,5% | GA | GA | GLA | GLA | GLA | GHA | GHA | GHA | 5 | 5 | 5 | RESISTE | >35N/mm2 | |
| | Nogal | 0 | 4 | 2 | 600 | <0,5% | GA | GA | GLA | GLA | GLA | GHA | GHA | GHA | 5 | 5 | 5 | RESISTE | >35N/mm2 | |
| FOREVER | Anti-Slip Ivory | 3 | 8 | 4 | 6000 | <0,5% | GA | GA | GLA | GLA | GLA | GHA | GHA | GHA | 5 | 5 | 5 | RESISTE | >35N/mm2 | |
| | Anti-Slip Silver | 3 | 8 | 4 | 6000 | <0,5% | GA | GA | GLA | GLA | GLA | GHA | GHA | GHA | 5 | 5 | 5 | RESISTE | >35N/mm2 | |
| | Cognac | 1 | 6 | 3 | 1500 | <0,5% | GA | GA | GLA | GLA | GLA | GHA | GHA | GHA | 5 | 5 | 5 | RESISTE | >35N/mm2 | |
| | Ivory | 1 | 6 | 4 | 2100 | <0,5% | GA | GA | GLA | GLA | GLA | GHA | GHA | GHA | 5 | 5 | 5 | RESISTE | >35N/mm2 | |
| | Nature | 1 | 6 | 3 | 1500 | <0,5% | GA | GA | GLA | GLA | GLA | GHA | GHA | GHA | 5 | 5 | 5 | RESISTE | >35N/mm2 | |
| HEVIK | Forest | 1 | 7 | 4 | 2100 | <0,5% | GA | GA | GLA | GLA | GLA | GHA | GHA | GHA | 5 | 5 | 5 | RESISTE | >35N/mm2 | |
| | Honey | 1 | 7 | 4 | 2100 | <0,5% | GA | GA | GLA | GLA | GLA | GHA | GHA | GHA | 5 | 5 | 5 | RESISTE | >35N/mm2 | |
| HUDSON | Cinza | 1 | 7 | 3 | 1500 | <0,5% | GA | GA | GLA | GLA | GLA | GHA | GHA | GHA | 5 | 5 | 5 | RESISTE | >35N/mm2 | |
| | Ebon | 1 | 7 | 3 | 750 | <0,5% | GA | GA | GLA | GLA | GLA | GHA | GHA | GHA | 5 | 5 | 5 | RESISTE | >35N/mm2 | |
| | Natural | 1 | 7 | 4 | 2100 | <0,5% | GA | GA | GLA | GLA | GLA | GHA | GHA | GHA | 5 | 5 | 5 | RESISTE | >35N/mm2 | |
| | Oak | 1 | 7 | 4 | 2100 | <0,5% | GA | GA | GLA | GLA | GLA | GHA | GHA | GHA | 5 | 5 | 5 | RESISTE | >35N/mm2 | |
| | Snow | 1 | 7 | 4 | 2100 | <0,5% | GA | GA | GLA | GLA | GLA | GHA | GHA | GHA | 5 | 5 | 5 | RESISTE | >35N/mm2 | |
| MOONGRAY | | 1 | 6 | 4 | 2100 | <0,5% | GA | GA | GLA | GLA | GLA | GHA | GHA | GHA | 5 | 5 | 5 | RESISTE | >35N/mm2 | |
| SPAZIO | Alder | 0 | 4 | 3 | 1500 | <0,5% | GA | GA | GLA | GLA | GLA | GHA | GHA | GHA | 5 | 5 | 5 | RESISTE | >35N/mm2 | |
| | Maple | 0 | 4 | 3 | 1500 | <0,5% | GA | GA | GLA | GLA | GLA | GHA | GHA | GHA | 5 | 5 | 5 | RESISTE | >35N/mm2 | |
| | Teak | 0 | 4 | 3 | 750 | <0,5% | GA | GA | GLA | GLA | GLA | GHA | GHA | GHA | 5 | 5 | 5 | RESISTE | >35N/mm2 | |
| | Ice | 0 | 4 | 3 | 750 | <0,5% | GA | GA | GLA | GLA | GLA | GHA | GHA | GHA | 5 | 5 | 5 | RESISTE | >35N/mm2 | |
| | Sky | 0 | 4 | 4 | 2100 | <0,5% | GA | GA | GLA | GLA | GLA | GHA | GHA | GHA | 5 | 5 | 5 | RESISTE | >35N/mm2 | |

20 x 114 cm. / 7,87" x 44,88"

| Porcelánico Porcelain tiles 20 x 114 cm. 7,87" x 44,88" | | Deslizamiento Slipping Resistance UNE 1263 | MOHS (Dureza) Strength Resistance | PEI | | Absorción de Agua Water Absorption | Resistencia Química / Chemical Resistance | | | | | | | | | Resistencia a las Manchas Stain Resistance | | | Resistencia Mecánica Mechanical Resistance | |
|--|----------------|---|--|----------------|--|---|---|--|--|---|----------------------------------|---|---|----------------------------------|--|---|--|---|--|--|
| Modelo Model | Color Color | | | Clase Class | Etapa Abrasión Abrasion Stage | | P.D. Limpieza Cleaning | Aditivos Agua Piscinas Additive pools water | Ácidos y Alcalis (Baja concentración) Acids and Alkalis (Low concentration) | | | Ácidos y Alcalis (Alta concentración) Acids and Alkalis (High concentration) | | | Con Acción Trazante Tracing Action | Con Acción Química Oxidante Chemical Oxidize Action | Con Acción Fílmica Filmic Action | Resistencia a la helada Frost Resistance | Resistencia a la flexión Bending Resistance | |
| | | | | | | | | | Cloruro Amónico Ammonia Chloride | Ácido Clohid. Hydro- chloric Acid | Ac. Cítrico Citric Acid | Hidróxi- do Potásico Potas- sium Hydroxi- de | Ácido Clohid. Hydro- chloric Acid | Ac. Láctico Lactic Acid | | | | | | Hidróxi- do Potásico Potas- sium Hydroxi- de |
| BARNWOOD | | 0 | 8 | 3 | 1500 | <0,5% | GA | GA | GLA | GLA | GLA | GHA | GHA | GHA | 5 | 5 | 5 | RESISTE | >35N/mm2 | |
| EKOS | Natural | 0 | 8 | 3 | 1500 | 0,5%<E≤3% | GA | GA | GLA | GLA | GLA | GHA | GHA | GHA | 5 | 5 | 5 | RESISTE | >35N/mm2 | |
| | Nogal | 0 | 2 | 2 | 600 | 0,5%<E≤3% | GA | GA | GLA | GLA | GLA | GHA | GHA | GHA | 5 | 5 | 5 | RESISTE | >35N/mm2 | |
| | White | 0 | 3 | 3 | 1500 | 0,5%<E≤3% | GA | GA | GLA | GLA | GLA | GHA | GHA | GHA | 5 | 5 | 5 | RESISTE | >35N/mm2 | |
| | Grafito | 0 | 2 | 2 | 600 | 0,5%<E≤3% | GA | GA | GLA | GLA | GLA | GHA | GHA | GHA | 5 | 5 | 5 | RESISTE | >35N/mm2 | |
| FIJI | Honey | 0 | 2 | 2 | 600 | 0,5%<E≤3% | GA | GA | GLA | GLA | GLA | GHA | GHA | GHA | 5 | 5 | 5 | RESISTE | >35N/mm2 | |
| IGUAZU | Cedro | 0 | 3 | 3 | 1500 | 0,5%<E≤3% | GA | GA | GLA | GLA | GLA | GHA | GHA | GHA | 5 | 5 | 5 | RESISTE | >35N/mm2 | |
| | Nogal | 0 | 3 | 3 | 750 | 0,5%<E≤3% | GA | GA | GLA | GLA | GLA | GHA | GHA | GHA | 5 | 5 | 5 | RESISTE | >35N/mm2 | |
| PARK | Park | 2 | 8 | 3 | 1500 | <0,5% | GA | GA | GLA | GLA | GLA | GHA | GHA | GHA | 5 | 5 | 5 | RESISTE | >35N/mm2 | |
| | Decor Park | 2 | 8 | 3 | 1500 | <0,5% | GA | GA | GLA | GLA | GLA | GHA | GHA | GHA | 5 | 5 | 5 | RESISTE | >35N/mm2 | |
| TAVOLA | Roble | 2 | 8 | 3 | 1500 | <0,5% | GA | GA | GLA | GLA | GLA | GHA | GHA | GHA | 5 | 5 | 5 | RESISTE | >35N/mm2 | |
| | Wengué | 2 | 8 | 2 | 600 | <0,5% | GA | GA | GLA | GLA | GLA | GHA | GHA | GHA | 5 | 5 | 5 | RESISTE | >35N/mm2 | |
| | Gris | 2 | 8 | 3 | 1500 | <0,5% | GA | GA | GLA | GLA | GLA | GHA | GHA | GHA | 5 | 5 | 5 | RESISTE | >35N/mm2 | |
| TEVERE | Natural | 1 | 8 | 4 | 2100 | <0,5% | GA | GA | GLA | GLA | GLA | GHA | GHA | GHA | 5 | 5 | 5 | RESISTE | >35N/mm2 | |
| | Cedro | 1 | 8 | 3 | 750 | <0,5% | GA | GA | GLA | GLA | GLA | GHA | GHA | GHA | 5 | 5 | 5 | RESISTE | >35N/mm2 | |
| | Ceniza | 1 | 8 | 3 | 1500 | <0,5% | GA | GA | GLA | GLA | GLA | GHA | GHA | GHA | 5 | 5 | 5 | RESISTE | >35N/mm2 | |

20 x 110 cm. / 7,87" x 43,31"

| Pasta roja Red body tiles 20 x 110 cm. 7,87"x43,31" | | Deslizamiento Slipping Resistance UNE 1263 | MOHS (Dureza) Strength Resistance | PEI | | Absorción de Agua Water Absorption | Resistencia Química / Chemical Resistance | | | | | | | | | Resistencia a las Manchas Stain Resistance | | |
|--|----------------|---|--|----------------|--|---|---|--|--|--|----------------------------------|---|--|----------------------------------|--|---|--|--|
| Modelo Model | Color Color | | | Clase Class | Etapa Abrasión Abrasion Stage | | P.D. Limpieza Cleaning | Aditivos Agua Piscinas Additive pools water | Ácidos y Alcalis (Baja concentración) Acids and Alkalis (Low concentration) | | | Ácidos y Alcalis (Alta concentración) Acids and Alkalis (High concentration) | | | Con Acción Trazante Tracing Action | Con Acción Química Oxidante Chemical Oxidize Action | Con Acción Fílmica Filmic Action | |
| | | | | | | | | | Cloruro Amónico Ammonia Chloride | Ácido Clohid. Hydrochloric Acid | Ac. Cítrico Citric Acid | Hidróxi- do Potásico Potassium Hydroxide | Ácido Clohid. Hydrochloric Acid | Ac. Láctico Lactic Acid | | | | Hidróxi- do Potásico Potassium Hydroxide |
| ASCOT | Ceniza | 1 | 5 | 4 | 2100 | 3%<E≤6% | GA | GA | GLA | GLA | GLA | GHA | GHA | GHA | 5 | 5 | 5 | |
| | Natural | 1 | 5 | 3 | 1500 | 3%<E≤6% | GA | GA | GLA | GLA | GLA | GHA | GHA | GHA | 5 | 5 | 5 | |
| | Nogal | 1 | 5 | 3 | 1500 | 3%<E≤6% | GA | GA | GLA | GLA | GLA | GHA | GHA | GHA | 5 | 5 | 5 | |
| | Roble | 1 | 5 | 3 | 1500 | 3%<E≤6% | GA | GA | GLA | GLA | GLA | GHA | GHA | GHA | 5 | 5 | 5 | |

60 x 60 cm. / 23,62" x 23,62"

| Porcelánico Porcelain tiles 60 x 60 cm. 23,62" x 23,62" | | Deslizamiento Slipping Resistance UNE 1263 | MOHS (Dureza) Strength Resistance | PEI | | Absorción de Agua Water Absorption | Resistencia Química / Chemical Resistance | | | | | | | Resistencia a las Manchas Stain Resistance | | | Resistencia Mecánica Mechanical Resistance | | |
|--|--------------------|---|--|----------------|---|---|---|---|--|----------------------------------|---|---|----------------------------------|--|---|--|---|--|---|
| Modelo Model | Color Color | | | Clase Class | Etapas Abrasión Abrasion Stage | | P.D. Limpieza Cleaning | Additivos Agua Additive pools water | Ácidos y Alcalis (Baja concentración) Acids and Alkalis (Low concentration) | | | Ácidos y Alcalis (Alta concentración) Acids and Alkalis (high concentration) | | | | Con Acción Trazante Tracing Action | Con Acción Química Oxidante Chemical Oxidize Action | Con Acción Fílmica Filmic Action | Resistencia a la helada Frost Resistance |
| | | | | | | | Cloruro Amónico Ammonia Chloride | Agua Piscinas Additive pools water | Ácido Clohid. Hydrochloric Acid | Ac. Cítrico Citric Acid | Hidróxido Potásico Potassium Hydroxide | Ácido Clohid. Hydrochloric Acid | Ac. Láctico Lactic Acid | Hidróxido Potásico Potassium Hydroxide | | | | | |
| ABSTRACT | Graphite | 1 | 6 | 2 | 600 | <0,5% | GA | GA | GLA | GLA | GLA | GHA | GHA | GHA | 5 | 5 | 5 | RESISTE | >35N/mm2 |
| | Greige | 1 | 6 | 3 | 1500 | <0,5% | GA | GA | GLA | GLA | GLA | GHA | GHA | GHA | 5 | 5 | 5 | RESISTE | >35N/mm2 |
| | Sand | 1 | 6 | 4 | 2100 | <0,5% | GA | GA | GLA | GLA | GLA | GHA | GHA | GHA | 5 | 5 | 5 | RESISTE | >35N/mm2 |
| | Silver | 1 | 6 | 4 | 2100 | <0,5% | GA | GA | GLA | GLA | GLA | GHA | GHA | GHA | 5 | 5 | 5 | RESISTE | >35N/mm2 |
| | Graphite Anti-Slip | 3 | 8 | 2 | 600 | <0,5% | GA | GA | GLA | GLA | GLA | GHA | GHA | GHA | 5 | 5 | 5 | RESISTE | >35N/mm2 |
| | Greige Anti-Slip | 3 | 8 | 4 | 2100 | <0,5% | GA | GA | GLA | GLA | GLA | GHA | GHA | GHA | 5 | 5 | 5 | RESISTE | >35N/mm2 |
| | Sand Anti-Slip | 3 | 8 | 4 | 2100 | <0,5% | GA | GA | GLA | GLA | GLA | GHA | GHA | GHA | 5 | 5 | 5 | RESISTE | >35N/mm2 |
| | Silver Anti-Slip | 3 | 8 | 4 | 2100 | <0,5% | GA | GA | GLA | GLA | GLA | GHA | GHA | GHA | 5 | 5 | 5 | RESISTE | >35N/mm2 |
| | Graphite Lapato | 1 | 6 | 2 | 600 | <0,5% | GA | GA | GLA | GLA | GLA | GHA | GHA | GHA | 5 | 5 | 5 | RESISTE | >35N/mm2 |
| | Greige Lapato | 1 | 6 | 2 | 750 | <0,5% | GA | GA | GLA | GLA | GLA | GHA | GHA | GHA | 5 | 5 | 5 | RESISTE | >35N/mm2 |
| Sand Lapato | 1 | 6 | 3 | 1500 | <0,5% | GA | GA | GLA | GLA | GLA | GHA | GHA | GHA | 5 | 5 | 5 | RESISTE | >35N/mm2 | |
| Silver Lapato | 1 | 6 | 3 | 1500 | <0,5% | GA | GA | GLA | GLA | GLA | GHA | GHA | GHA | 5 | 5 | 5 | RESISTE | >35N/mm2 | |
| AVENUE | Beige | 1 | 8 | 4 | 2100 | <0,5% | GA | GA | GLA | GLA | GLA | GHA | GHA | GHA | 5 | 5 | 5 | RESISTE | >35N/mm2 |
| | Gris | 1 | 8 | 3 | 1500 | <0,5% | GA | GA | GLA | GLA | GLA | GHA | GHA | GHA | 5 | 5 | 5 | RESISTE | >35N/mm2 |
| BLANCO | Natural | 0 | 5 | 4 | 12000 | <0,5% | GA | GA | GLA | GLA | GLA | GHA | GHA | GHA | 5 | 5 | 5 | RESISTE | >35N/mm2 |
| | Pulido | 0 | 4 | 4 | 12000 | <0,5% | GA | GA | GLA | GLA | GLA | GHB | GHB | GHB | 5 | 5 | 5 | RESISTE | >35N/mm2 |
| CAESAR | Natural | 0 | 4 | 3 | 1500 | 0,5%<E≤3% | GA | GA | GLA | GLA | GLA | GHA | GHA | GHA | 5 | 5 | 5 | RESISTE | >35N/mm2 |
| | Moon | 0 | 4 | 3 | 1500 | 0,5%<E≤3% | GA | GA | GLA | GLA | GLA | GHA | GHA | GHA | 5 | 5 | 5 | RESISTE | >35N/mm2 |
| CALACATTA | Blanco | 0 | 4 | 3 | 1500 | <0,5% | GA | GA | GLA | GLA | GLA | GHA | GHA | GHA | 5 | 5 | 5 | RESISTE | >35N/mm2 |
| CANTERBURY | Silver | 2 | 6 | 3 | 1500 | <0,5% | GA | GA | GLA | GLA | GLA | GHA | GHA | GHA | 5 | 5 | 5 | RESISTE | >35N/mm2 |
| DENALI | Grey | 0 | 5 | 3 | 750 | <0,5% | GA | GA | GLA | GLA | GLA | GHA | GHA | GHA | 5 | 5 | 5 | RESISTE | >35N/mm2 |
| DOVER | Ivory | 0 | 5 | 4 | 6000 | <0,5% | GA | GA | GLA | GLA | GLA | GHA | GHA | GHA | 5 | 5 | 5 | RESISTE | >35N/mm2 |
| | Copper | 0 | 5 | 2 | 600 | <0,5% | GA | GA | GLA | GLA | GLA | GHA | GHA | GHA | 5 | 5 | 5 | RESISTE | >35N/mm2 |
| | Pearl | 0 | 5 | 4 | 6000 | <0,5% | GA | GA | GLA | GLA | GLA | GHA | GHA | GHA | 5 | 5 | 5 | RESISTE | >35N/mm2 |
| | Anthracite | 0 | 5 | 3 | 1500 | <0,5% | GA | GA | GLA | GLA | GLA | GHA | GHA | GHA | 5 | 5 | 5 | RESISTE | >35N/mm2 |
| | Ivory Anti-Slip | 3 | 6 | 4 | 12000 | <0,5% | GA | GA | GLA | GLA | GLA | GHA | GHA | GHA | 5 | 5 | 5 | RESISTE | >35N/mm2 |
| Pearl Anti-Slip | 3 | 6 | 4 | 12000 | <0,5% | GA | GA | GLA | GLA | GLA | GHA | GHA | GHA | 5 | 5 | 5 | RESISTE | >35N/mm2 | |
| EGEO | | 0 | 4 | 3 | 1500 | <0,5% | GA | GA | GLA | GLA | GLA | GHA | GHA | GHA | 5 | 5 | 5 | RESISTE | >35N/mm2 |
| GOTHEL | Cream | 0 | 4 | 3 | 1500 | 0,5%<E≤3% | GA | GA | GLA | GLA | GLA | GHA | GHA | GHA | 5 | 5 | 5 | RESISTE | >35N/mm2 |
| | Moka | 0 | 3 | 2 | 600 | 0,5%<E≤3% | GA | GA | GLA | GLA | GLA | GHA | GHA | GHA | 5 | 5 | 5 | RESISTE | >35N/mm2 |
| HALDEN | Artic Lapado | 0 | 6 | 4 | 2100 | <0,5% | GA | GA | GLA | GLA | GLA | GHA | GHA | GHA | 5 | 5 | 5 | RESISTE | >35N/mm2 |
| | Copper Lapado | 0 | 6 | 2 | 600 | <0,5% | GA | GA | GLA | GLA | GLA | GHA | GHA | GHA | 5 | 5 | 5 | RESISTE | >35N/mm2 |
| | Lead Lapado | 0 | 6 | 2 | 600 | <0,5% | GA | GA | GLA | GLA | GLA | GHA | GHA | GHA | 5 | 5 | 5 | RESISTE | >35N/mm2 |
| | Steel Lapado | 0 | 6 | 3 | 750 | <0,5% | GA | GA | GLA | GLA | GLA | GHA | GHA | GHA | 5 | 5 | 5 | RESISTE | >35N/mm2 |
| HELSSET | Black | 0 | 5 | 2 | 600 | <0,5% | GA | GA | GLA | GLA | GLA | GHA | GHA | GHA | 5 | 5 | 5 | RESISTE | >35N/mm2 |
| | Moon | 0 | 5 | 3 | 1500 | <0,5% | GA | GA | GLA | GLA | GLA | GHA | GHA | GHA | 5 | 5 | 5 | RESISTE | >35N/mm2 |
| LINCOLN | Grey | 0 | 5 | 3 | 750 | <0,5% | GA | GA | GLA | GLA | GLA | GHA | GHA | GHA | 5 | 5 | 5 | RESISTE | >35N/mm2 |
| | Taupe | 0 | 5 | 3 | 750 | <0,5% | GA | GA | GLA | GLA | GLA | GHA | GHA | GHA | 5 | 5 | 5 | RESISTE | >35N/mm2 |
| NAIROBI | Marfil | 0 | 4 | 3 | 1500 | 0,5%<E≤3% | GA | GA | GLA | GLA | GLA | GHA | GHA | GHA | 5 | 5 | 5 | RESISTE | >35N/mm2 |
| | Arena | 0 | 4 | 3 | 1500 | 0,5%<E≤3% | GA | GA | GLA | GLA | GLA | GHA | GHA | GHA | 5 | 5 | 5 | RESISTE | >35N/mm2 |
| | Brown | 0 | 4 | 2 | 600 | 0,5%<E≤3% | GA | GA | GLA | GLA | GLA | GHA | GHA | GHA | 5 | 5 | 5 | RESISTE | >35N/mm2 |
| | Perla | 0 | 4 | 3 | 1500 | 0,5%<E≤3% | GA | GA | GLA | GLA | GLA | GHA | GHA | GHA | 5 | 5 | 5 | RESISTE | >35N/mm2 |
| Grey | 0 | 4 | 2 | 600 | 0,5%<E≤3% | GA | GA | GLA | GLA | GLA | GHA | GHA | GHA | 5 | 5 | 5 | RESISTE | >35N/mm2 | |
| NAXOS | Silver | 0 | 4 | 4 | 2100 | 0,5%<E≤3% | GA | GA | GLA | GLA | GLA | GHA | GHA | GHA | 5 | 5 | 5 | RESISTE | >35N/mm2 |
| NEWBURY | | 0 | 4 | 4 | 2100 | 0,5%<E≤3% | GA | GA | GLA | GLA | GLA | GHA | GHA | GHA | 5 | 5 | 5 | RESISTE | >35N/mm2 |
| | Pulido | 0 | 4 | 4 | 12000 | <0,5% | GA | GA | GLA | GLA | GLA | GHB | GHB | GHB | 5 | 5 | 5 | RESISTE | >35N/mm2 |
| | White | 0 | 4 | 4 | 6000 | 0,5%<E≤3% | GA | GA | GLA | GLA | GLA | GHA | GHA | GHA | 5 | 5 | 5 | RESISTE | >35N/mm2 |
| White Pulido | 0 | 4 | 4 | 6000 | <0,5% | GA | GA | GLA | GLA | GLA | GHB | GHB | GHB | 5 | 5 | 5 | RESISTE | >35N/mm2 | |
| NICKON | Bone | 1 | 8 | 4 | 2100 | <0,5% | GA | GA | GLA | GLA | GLA | GHA | GHA | GHA | 5 | 5 | 5 | RESISTE | >35N/mm2 |
| | Chrome | 1 | 8 | 3 | 1500 | <0,5% | GA | GA | GLA | GLA | GLA | GHA | GHA | GHA | 5 | 5 | 5 | RESISTE | >35N/mm2 |
| | Steel | 1 | 8 | 4 | 2100 | <0,5% | GA | GA | GLA | GLA | GLA | GHA | GHA | GHA | 5 | 5 | 5 | RESISTE | >35N/mm2 |
| | Taupe | 1 | 8 | 3 | 1500 | <0,5% | GA | GA | GLA | GLA | GLA | GHA | GHA | GHA | 5 | 5 | 5 | RESISTE | >35N/mm2 |
| PUNCAK | Moon | 0 | 6 | 3 | 1500 | <0,5% | GA | GA | GLA | GLA | GLA | GHA | GHA | GHA | 5 | 5 | 5 | RESISTE | >35N/mm2 |
| | Taupe | 0 | 6 | 3 | 1500 | <0,5% | GA | GA | GLA | GLA | GLA | GHA | GHA | GHA | 5 | 5 | 5 | RESISTE | >35N/mm2 |
| QALA | | 0 | 4 | 4 | 2100 | 0,5%<E≤3% | GA | GA | GLA | GLA | GLA | GHA | GHA | GHA | 5 | 5 | 5 | RESISTE | >35N/mm2 |

60 x 60 cm. / 23,62" x 23,62"

| Porcelánico Porcelain tiles 60 x 60 cm. 23,62" x 23,62" | | Deslizamiento Slipping Resistance UNE 1263 | MOHS (Dureza) Strength Resistance | PEI | | Absorción de Agua Water Absorption | Resistencia Química / Chemical Resistance | | | | | | | | | Resistencia a las Manchas Stain Resistance | | | Resistencia Mecánica Mechanical Resistance | |
|--|----------------|---|--|----------------|--|---|---|--|--|--|----------------------------------|---|--|----------------------------------|--|---|--|---|--|--|
| Modelo Model | Color Color | | | Clase Class | Etapa Abrasión Abrasion Stage | | P.D. Limpieza Cleaning | Aditivos Agua Piscinas Additive pools water | Ácidos y Alcalis (Baja concentración) Acids and Alkalis (Low concentration) | | | Ácidos y Alcalis (Alta concentración) Acids and Alkalis (High concentration) | | | Con Acción Trazante Tracing Action | Con Acción Química Oxidante Chemical Oxidize Action | Con Acción Fílmica Filmic Action | Resistencia a la helada Frost Resistance | Resistencia a la flexión Bending Resistance | |
| | | | | | | | | | Cloruro Amónico Ammonia Chloride | Ácido Clohid. Hydrochloric Acid | Ac. Cítrico Citric Acid | Hidróxi- do Potásico Potassium Hydroxide | Ácido Clohid. Hydrochloric Acid | Ac. Láctico Lactic Acid | | | | | | Hidróxi- do Potásico Potassium Hydroxide |
| RAVENA | | 0 | 4 | 4 | 6000 | 0,5%<E≤3% | GA | GA | GLA | GLA | GLA | GHA | GHA | GHA | 5 | 5 | 5 | RESISTE | >35N/mm2 | |
| REIMS | Black | 1 | 6 | 2 | 600 | <0,5% | GA | GA | GLA | GLA | GLA | GHA | GHA | GHA | 5 | 5 | 5 | RESISTE | >35N/mm2 | |
| | Grey | 1 | 6 | 3 | 1500 | <0,5% | GA | GA | GLA | GLA | GLA | GHA | GHA | GHA | 5 | 5 | 5 | RESISTE | >35N/mm2 | |
| | Ivory | 1 | 6 | 3 | 1500 | <0,5% | GA | GA | GLA | GLA | GLA | GHA | GHA | GHA | 5 | 5 | 5 | RESISTE | >35N/mm2 | |
| | Silver | 1 | 6 | 4 | 2100 | <0,5% | GA | GA | GLA | GLA | GLA | GHA | GHA | GHA | 5 | 5 | 5 | RESISTE | >35N/mm2 | |
| | Taupe | 1 | 6 | 3 | 750 | <0,5% | GA | GA | GLA | GLA | GLA | GHA | GHA | GHA | 5 | 5 | 5 | RESISTE | >35N/mm2 | |
| REINE | Almond | 3 | 6 | 3 | 1500 | <0,5% | GA | GA | GLA | GLA | GLA | GHA | GHA | GHA | 5 | 5 | 5 | RESISTE | >35N/mm2 | |
| | Walnut | 3 | 6 | 3 | 1500 | <0,5% | GA | GA | GLA | GLA | GLA | GHA | GHA | GHA | 5 | 5 | 5 | RESISTE | >35N/mm2 | |
| | Silver | 3 | 6 | 3 | 1500 | <0,5% | GA | GA | GLA | GLA | GLA | GHA | GHA | GHA | 5 | 5 | 5 | RESISTE | >35N/mm2 | |
| | Grey | 3 | 6 | 3 | 1500 | <0,5% | GA | GA | GLA | GLA | GLA | GHA | GHA | GHA | 5 | 5 | 5 | RESISTE | >35N/mm2 | |
| RIYADH | Jade | 0 | 4 | 2 | 600 | 0,5%<E≤3% | GA | GA | GLA | GLA | GLA | GHA | GHA | GHA | 5 | 5 | 5 | RESISTE | >35N/mm2 | |
| STATUS | | 0 | 4 | 4 | 2100 | 0,5%<E≤3% | GA | GA | GLA | GLA | GLA | GHA | GHA | GHA | 5 | 5 | 5 | RESISTE | >35N/mm2 | |
| TESSINO | Bronze | 0 | 3 | 3 | 750 | 0,5%<E≤3% | GA | GA | GLA | GLA | GLA | GHA | GHA | GHA | 5 | 5 | 5 | RESISTE | >35N/mm2 | |
| | Grey | 0 | 4 | 3 | 750 | 0,5%<E≤3% | GA | GA | GLA | GLA | GLA | GHA | GHA | GHA | 5 | 5 | 5 | RESISTE | >35N/mm2 | |
| | Ivory | 0 | 4 | 4 | 6000 | 0,5%<E≤3% | GA | GA | GLA | GLA | GLA | GHA | GHA | GHA | 5 | 5 | 5 | RESISTE | >35N/mm2 | |
| | Smoke | 0 | 4 | 4 | 6000 | 0,5%<E≤3% | GA | GA | GLA | GLA | GLA | GHA | GHA | GHA | 5 | 5 | 5 | RESISTE | >35N/mm2 | |
| TOGA | Grey | 0 | 5 | 4 | 6000 | <0,5% | GA | GA | GLA | GLA | GLA | GHA | GHA | GHA | 5 | 5 | 5 | RESISTE | >35N/mm2 | |
| | Taupe | 0 | 5 | 4 | 6000 | <0,5% | GA | GA | GLA | GLA | GLA | GHA | GHA | GHA | 5 | 5 | 5 | RESISTE | >35N/mm2 | |
| TRIVOR | Bianco | 0 | 4 | 3 | 1500 | <0,5% | GA | GA | GLA | GLA | GLA | GHA | GHA | GHA | 5 | 5 | 5 | RESISTE | >35N/mm2 | |
| URANO | Ivory | 2 | 6 | 4 | 2100 | <0,5% | GA | GA | GLA | GLA | GLA | GHA | GHA | GHA | 5 | 5 | 5 | RESISTE | >35N/mm2 | |
| | Silver | 2 | 6 | 4 | 2100 | <0,5% | GA | GA | GLA | GLA | GLA | GHA | GHA | GHA | 5 | 5 | 5 | RESISTE | >35N/mm2 | |

40 x 60 cm. / 15,75" x 23,62"

| Porcelánico Porcelain tiles 40 x 60 cm. 15,75" x 23,62" | | Deslizamiento Slipping Resistance UNE 1263 | MOHS (Dureza) Strength Resistance | PEI | | Absorción de Agua Water Absorption | Resistencia Química / Chemical Resistance | | | | | | | | | Resistencia a las Manchas Stain Resistance | | | Resistencia Mecánica Mechanical Resistance | |
|--|----------------|---|--|----------------|--|---|---|--|--|--|----------------------------------|---|--|----------------------------------|--|---|--|---|--|--|
| Modelo Model | Color Color | | | Clase Class | Etapa Abrasión Abrasion Stage | | P.D. Limpieza Cleaning | Aditivos Agua Piscinas Additive pools water | Ácidos y Alcalis (Baja concentración) Acids and Alkalis (Low concentration) | | | Ácidos y Alcalis (Alta concentración) Acids and Alkalis (High concentration) | | | Con Acción Trazante Tracing Action | Con Acción Química Oxidante Chemical Oxidize Action | Con Acción Fílmica Filmic Action | Resistencia a la helada Frost Resistance | Resistencia a la flexión Bending Resistance | |
| | | | | | | | | | Cloruro Amónico Ammonia Chloride | Ácido Clohid. Hydrochloric Acid | Ac. Cítrico Citric Acid | Hidróxi- do Potásico Potassium Hydroxide | Ácido Clohid. Hydrochloric Acid | Ac. Láctico Lactic Acid | | | | | | Hidróxi- do Potásico Potassium Hydroxide |
| DOVER | Antracithe | 0 | 5 | 3 | 1500 | <0,5% | GA | GA | GLA | GLA | GLA | GHA | GHA | GHA | 5 | 5 | 5 | RESISTE | >35N/mm2 | |
| | Copper | 0 | 5 | 2 | 600 | <0,5% | GA | GA | GLA | GLA | GLA | GHA | GHA | GHA | 5 | 5 | 5 | RESISTE | >35N/mm2 | |
| | Ivory | 0 | 5 | 4 | 6000 | <0,5% | GA | GA | GLA | GLA | GLA | GHA | GHA | GHA | 5 | 5 | 5 | RESISTE | >35N/mm2 | |
| | Pearl | 0 | 5 | 4 | 6000 | <0,5% | GA | GA | GLA | GLA | GLA | GHA | GHA | GHA | 5 | 5 | 5 | RESISTE | >35N/mm2 | |
| | Ivory Antislip | 3 | 6 | 4 | 12000 | <0,5% | GA | GA | GLA | GLA | GLA | GHA | GHA | GHA | 5 | 5 | 5 | RESISTE | >35N/mm2 | |
| | Pearl Antislip | 3 | 6 | 4 | 12000 | <0,5% | GA | GA | GLA | GLA | GLA | GHA | GHA | GHA | 5 | 5 | 5 | RESISTE | >35N/mm2 | |
| OYSTER | Beige | 3 | 8 | 4 | 2100 | <0,5% | GA | GA | GLA | GLA | GLA | GHA | GHA | GHA | 5 | 5 | 5 | RESISTE | >35N/mm2 | |
| | Gris | 3 | 8 | 4 | 2100 | <0,5% | GA | GA | GLA | GLA | GLA | GHA | GHA | GHA | 5 | 5 | 5 | RESISTE | >35N/mm2 | |
| | Marfil | 3 | 8 | 4 | 2100 | <0,5% | GA | GA | GLA | GLA | GLA | GHA | GHA | GHA | 5 | 5 | 5 | RESISTE | >35N/mm2 | |
| | Silver | 3 | 8 | 4 | 2100 | <0,5% | GA | GA | GLA | GLA | GLA | GHA | GHA | GHA | 5 | 5 | 5 | RESISTE | >35N/mm2 | |

30 x 60 cm. / 11,81" x 23,62"

| Porcelánico Porcelain tiles 30 x 60 cm. 11,81" x 23,62" | | Deslizamiento Slipping Resistance UNE 1263 | MOHS (Dureza) Strength Resistance | PEI | | Absorción de Agua Water Absorption | Resistencia Química / Chemical Resistance | | | | | | | | | Resistencia a las Manchas Stain Resistance | | | Resistencia Mecánica Mechanical Resistance | |
|--|-------------------|---|--|----------------|---|---|---|--|--|--|---|---|--|-----|---|---|--|---|--|--|
| Modelo Model | Color Colour | | | Clase Class | Etapas Abrasión Abrasion Stage | | P.D. Limpieza Cleaning | Aditivos Agua Piscinas Additive pools water | Ácidos y Alcalis (Baja concentración) Acids and Alkalis (Low concentration) | | | Ácidos y Alcalis (Alta concentración) Acids and Alkalis (High concentration) | | | Con Acción Trazaante Tracing Action | Con Acción Química Oxidante Chemical Oxidize Action | Con Acción Fílmica Filmic Action | Resistencia a la helada Frost Resistance | Resistencia a la flexión Bending Resistance | |
| | | | | | | Cloruro Amónico Ammonia Chloride | | Ácido Cloríd. Hydro- chloric Acid | Ac. Cítrico Citric Acid | Hidróxi- do Potásico Potas- sium Hydroxi- de | Ácido Cloríd. Hydro- chloric Acid | Ac. Láctico Lactic Acid | Hidróxi- do Potásico Potas- sium Hydroxi- de | | | | | | | |
| ABSTRACT | Graphite | 1 | 6 | 2 | 600 | <0,5% | GA | GA | GLA | GLA | GLA | GHA | GHA | GHA | 5 | 5 | 5 | RESISTE | >35N/mm2 | |
| | Greige | 1 | 6 | 3 | 1500 | <0,5% | GA | GA | GLA | GLA | GLA | GHA | GHA | GHA | 5 | 5 | 5 | RESISTE | >35N/mm2 | |
| | Sand | 1 | 6 | 4 | 2100 | <0,5% | GA | GA | GLA | GLA | GLA | GHA | GHA | GHA | 5 | 5 | 5 | RESISTE | >35N/mm2 | |
| | Silver | 1 | 6 | 4 | 2100 | <0,5% | GA | GA | GLA | GLA | GLA | GHA | GHA | GHA | 5 | 5 | 5 | RESISTE | >35N/mm2 | |
| | Graphite Antislip | 3 | 8 | 2 | 600 | <0,5% | GA | GA | GLA | GLA | GLA | GHA | GHA | GHA | 5 | 5 | 5 | RESISTE | >35N/mm2 | |
| | Greige Antislip | 3 | 8 | 4 | 2100 | <0,5% | GA | GA | GLA | GLA | GLA | GHA | GHA | GHA | 5 | 5 | 5 | RESISTE | >35N/mm2 | |
| | Sand Antislip | 3 | 8 | 4 | 2100 | <0,5% | GA | GA | GLA | GLA | GLA | GHA | GHA | GHA | 5 | 5 | 5 | RESISTE | >35N/mm2 | |
| | Silver Antislip | 3 | 8 | 4 | 2100 | <0,5% | GA | GA | GLA | GLA | GLA | GHA | GHA | GHA | 5 | 5 | 5 | RESISTE | >35N/mm2 | |
| DOREX | Ash | 3 | 7 | 4 | 6000 | <0,5% | GA | GA | GLA | GLA | GLA | GHA | GHA | GHA | 5 | 5 | 5 | RESISTE | >35N/mm2 | |
| | Black | 3 | 7 | 2 | 600 | <0,5% | GA | GA | GLA | GLA | GLA | GHA | GHA | GHA | 5 | 5 | 5 | RESISTE | >35N/mm2 | |
| | Sand | 3 | 7 | 4 | 6000 | <0,5% | GA | GA | GLA | GLA | GLA | GHA | GHA | GHA | 5 | 5 | 5 | RESISTE | >35N/mm2 | |
| | Smoke | 3 | 7 | 3 | 1500 | <0,5% | GA | GA | GLA | GLA | GLA | GHA | GHA | GHA | 5 | 5 | 5 | RESISTE | >35N/mm2 | |
| REIMS | Black | 1 | 6 | 2 | 600 | <0,5% | GA | GA | GLA | GLA | GLA | GHA | GHA | GHA | 5 | 5 | 5 | RESISTE | >35N/mm2 | |
| | Grey | 1 | 6 | 3 | 1500 | <0,5% | GA | GA | GLA | GLA | GLA | GHA | GHA | GHA | 5 | 5 | 5 | RESISTE | >35N/mm2 | |
| | Ivory | 1 | 6 | 3 | 1500 | <0,5% | GA | GA | GLA | GLA | GLA | GHA | GHA | GHA | 5 | 5 | 5 | RESISTE | >35N/mm2 | |
| | Silver | 1 | 6 | 4 | 2100 | <0,5% | GA | GA | GLA | GLA | GLA | GHA | GHA | GHA | 5 | 5 | 5 | RESISTE | >35N/mm2 | |
| | Taupe | 1 | 6 | 3 | 750 | <0,5% | GA | GA | GLA | GLA | GLA | GHA | GHA | GHA | 5 | 5 | 5 | RESISTE | >35N/mm2 | |

44,7 x 44,7 cm. / 17,60" x 17,60"

| Pasta roja Red body tiles 44,7 x 44,7 cm. 17,60" x 17,60" | | Deslizamiento Slipping Resistance UNE 1263 | MOHS (Dureza) Strength Resistance | PEI | | Absorción de Agua Water Absorption | Resistencia Química / Chemical Resistance | | | | | | | | Resistencia a las Manchas Stain Resistance | | |
|--|----------------|---|--|----------------|--------------------------------------|---|---|--|--|----------------------------------|--|---|----------------------------------|--|--|---|--|
| Modelo Model | Color Color | | | Clase Class | Etapas Abrasión Abrasion Stage | | P.D. Limpieza Cleaning | Aditivos Agua Piscinas Additive pools water | Ácidos y Alcalis (Baja concentración) Acids and Alkalis (Low concentration) | | | Ácidos y Alcalis (Alta concentración) Acids and Alkalis (high concentration) | | | Con Acción Trazante Tracing Action | Con Acción Química Oxidante Chemical Oxidize Action | Con Acción Filmica Filmic Action |
| | | | | | | | Cloruro Amónico Ammonia Chloride | Aditivos Agua Piscinas Additive pools water | Ácido Clohid. Hydro- chloric Acid | Ac. Cítrico Citric Acid | Hidróxi- do Potásico Potas- sium Hydroxi- de | Ácido Clohid. Hydro- chloric Acid | Ac. Láctico Lactic Acid | Hidróxi- do Potásico Potas- sium Hydroxi- de | | | |
| CASPIO | | 0 | 4 | 3 | 1500 | 3%<E≤6% | GA | GA | GLA | GLA | GLA | GHA | GHA | GHA | 5 | 5 | 5 |
| CITY | Bone | 0 | 5 | 4 | 2100 | 3%<E≤6% | GA | GA | GLA | GLA | GLA | GHA | GHA | GHA | 5 | 5 | 5 |
| | Grey | 0 | 5 | 3 | 1500 | 3%<E≤6% | GA | GA | GLA | GLA | GLA | GHA | GHA | GHA | 5 | 5 | 5 |
| | Noce | 0 | 5 | 3 | 1500 | 3%<E≤6% | GA | GA | GLA | GLA | GLA | GHA | GHA | GHA | 5 | 5 | 5 |
| | Pearl | 0 | 5 | 4 | 2100 | 3%<E≤6% | GA | GA | GLA | GLA | GLA | GHA | GHA | GHA | 5 | 5 | 5 |
| COLTER | Noce | 0 | 3 | 2 | 600 | 3%<E≤6% | GA | GA | GLA | GLA | GLA | GHA | GHA | GHA | 5 | 5 | 5 |
| | Sand | 0 | 4 | 3 | 1500 | 3%<E≤6% | GA | GA | GLA | GLA | GLA | GHA | GHA | GHA | 5 | 5 | 5 |
| CROWNE | Grey | 1 | 8 | 4 | 2100 | 3%<E≤6% | GA | GA | GLA | GLA | GLA | GHA | GHA | GHA | 5 | 5 | 5 |
| | Noce | 1 | 8 | 4 | 2100 | 3%<E≤6% | GA | GA | GLA | GLA | GLA | GHA | GHA | GHA | 5 | 5 | 5 |
| DALLAS | Noce | 0 | 3 | 2 | 600 | 3%<E≤6% | GA | GA | GLA | GLA | GLA | GHA | GHA | GHA | 5 | 5 | 5 |
| | Carbone | 0 | 3 | 2 | 600 | 3%<E≤6% | GA | GA | GLA | GLA | GLA | GHA | GHA | GHA | 5 | 5 | 5 |
| EMPERADOR | Brown | 0 | 3 | 2 | 600 | 3%<E≤6% | GA | GA | GLA | GLA | GLA | GHA | GHA | GHA | 5 | 5 | 5 |
| ETERNITY | Cream | 0 | 5 | 3 | 1500 | 3%<E≤6% | GA | GA | GLA | GLA | GLA | GHA | GHA | GHA | 5 | 5 | 5 |
| | Grafito | 0 | 5 | 2 | 600 | 3%<E≤6% | GA | GA | GLA | GLA | GLA | GHA | GHA | GHA | 5 | 5 | 5 |
| | Pearl | 0 | 5 | 3 | 1500 | 3%<E≤6% | GA | GA | GLA | GLA | GLA | GHA | GHA | GHA | 5 | 5 | 5 |
| | Tortola | 0 | 5 | 2 | 600 | 3%<E≤6% | GA | GA | GLA | GLA | GLA | GHA | GHA | GHA | 5 | 5 | 5 |
| KIEV | Sand | 0 | 4 | 3 | 1500 | 3%<E≤6% | GA | GA | GLA | GLA | GLA | GHA | GHA | GHA | 5 | 5 | 5 |
| | Smoke | 0 | 4 | 3 | 1500 | 3%<E≤6% | GA | GA | GLA | GLA | GLA | GHA | GHA | GHA | 5 | 5 | 5 |
| METROPOLI | Brown | 0 | 5 | 2 | 600 | 3%<E≤6% | GA | GA | GLA | GLA | GLA | GHA | GHA | GHA | 5 | 5 | 5 |
| | Grey | 0 | 5 | 2 | 600 | 3%<E≤6% | GA | GA | GLA | GLA | GLA | GHA | GHA | GHA | 5 | 5 | 5 |
| | Pearl | 0 | 5 | 3 | 1500 | 3%<E≤6% | GA | GA | GLA | GLA | GLA | GHA | GHA | GHA | 5 | 5 | 5 |
| | Sand | 0 | 5 | 3 | 1500 | 3%<E≤6% | GA | GA | GLA | GLA | GLA | GHA | GHA | GHA | 5 | 5 | 5 |
| NAIROBI | Brown | 0 | 3 | 2 | 600 | 3%<E≤6% | GA | GA | GLA | GLA | GLA | GHA | GHA | GHA | 5 | 5 | 5 |
| | Grey | 0 | 3 | 2 | 600 | 3%<E≤6% | GA | GA | GLA | GLA | GLA | GHA | GHA | GHA | 5 | 5 | 5 |
| | Marfil | 0 | 4 | 3 | 1500 | 3%<E≤6% | GA | GA | GLA | GLA | GLA | GHA | GHA | GHA | 5 | 5 | 5 |
| | Perla | 0 | 4 | 3 | 1500 | 3%<E≤6% | GA | GA | GLA | GLA | GLA | GHA | GHA | GHA | 5 | 5 | 5 |
| SAVANA | Cream | 0 | 4 | 3 | 1500 | 3%<E≤6% | GA | GA | GLA | GLA | GLA | GHA | GHA | GHA | 5 | 5 | 5 |

17,5 x 50 cm. / 6,89" x 19,69"

| Pasta roja Red body tiles 17,5 x 50 cm. 6,89" x 19,69" | | Deslizamiento Slipping Resistance UNE 1263 | MOHS (Dureza) Strength Resistance | PEI | | Absorción de Agua Water Absorption | Resistencia Química / Chemical Resistance | | | | | | | | Resistencia a las Manchas Stain Resistance | | |
|---|----------------|---|--|----------------|--------------------------------------|---|---|--|--|----------------------------------|--|---|----------------------------------|--|--|---|--|
| Modelo Model | Color Color | | | Clase Class | Etapas Abrasión Abrasion Stage | | P.D. Limpieza Cleaning | Aditivos Agua Piscinas Additive pools water | Ácidos y Alcalis (Baja concentración) Acids and Alkalis (Low concentration) | | | Ácidos y Alcalis (Alta concentración) Acids and Alkalis (high concentration) | | | Con Acción Trazante Tracing Action | Con Acción Química Oxidante Chemical Oxidize Action | Con Acción Filmica Filmic Action |
| | | | | | | | Cloruro Amónico Ammonia Chloride | Aditivos Agua Piscinas Additive pools water | Ácido Clohid. Hydro- chloric Acid | Ac. Cítrico Citric Acid | Hidróxi- do Potásico Potas- sium Hydroxi- de | Ácido Clohid. Hydro- chloric Acid | Ac. Láctico Lactic Acid | Hidróxi- do Potásico Potas- sium Hydroxi- de | | | |
| BOSSE | Decor Grey | 3 | 8 | 3 | 1500 | 3%<E≤6% | GA | GA | GLA | GLA | GLA | GHA | GHA | GHA | 5 | 5 | 5 |
| | Decor Tabaco | 3 | 8 | 3 | 1500 | 3%<E≤6% | GA | GA | GLA | GLA | GLA | GHA | GHA | GHA | 5 | 5 | 5 |
| | Grey | 3 | 8 | 3 | 1500 | 3%<E≤6% | GA | GA | GLA | GLA | GLA | GHA | GHA | GHA | 5 | 5 | 5 |
| | Tabaco | 3 | 8 | 3 | 1500 | 3%<E≤6% | GA | GA | GLA | GLA | GLA | GHA | GHA | GHA | 5 | 5 | 5 |
| KIVU | Decor Ceniza | 3 | 8 | 3 | 1500 | 3%<E≤6% | GA | GA | GLA | GLA | GLA | GHA | GHA | GHA | 5 | 5 | 5 |
| | Decor Roble | 3 | 8 | 3 | 1500 | 3%<E≤6% | GA | GA | GLA | GLA | GLA | GHA | GHA | GHA | 5 | 5 | 5 |
| | Ceniza | 3 | 8 | 3 | 1500 | 3%<E≤6% | GA | GA | GLA | GLA | GLA | GHA | GHA | GHA | 5 | 5 | 5 |
| | Roble | 3 | 8 | 3 | 1500 | 3%<E≤6% | GA | GA | GLA | GLA | GLA | GHA | GHA | GHA | 5 | 5 | 5 |
| MOVILA | Gris | 3 | 8 | 3 | 750 | 3%<E≤6% | GA | GA | GLA | GLA | GLA | GHA | GHA | GHA | 5 | 5 | 5 |
| | | 3 | 8 | 3 | 750 | 3%<E≤6% | GA | GA | GLA | GLA | GLA | GHA | GHA | GHA | 5 | 5 | 5 |
| SAIGON | | 0 | 6 | 3 | 1500 | 3%<E≤6% | GA | GA | GLA | GLA | GLA | GHA | GHA | GHA | 5 | 5 | 5 |

Porcelánico / Porcelain tiles **XLAB**

| | PIEZA PIECE | | CONTENIDO CAJÓN CRATE CONTENTS | | | kg Cajón Crate | Total Weight |
|--|----------------|------|-----------------------------------|----------------|-----|-------------------|-----------------|
| | m ² | kg | Pieza Piece | m ² | kg | | |
| 260 x 120 cm. / 102,36" x 47,24" ESPESOR / THICKNESS 6 mm. | 3,12 | 45,5 | 21 | 65,52 | 956 | 100 | 1056 |
| 260 x 120 cm. / 102,36" x 47,24" Pulido/Polished ESPESOR / THICKNESS 7 mm. | 3,12 | 52 | 18 | 56,16 | 936 | 100 | 1036 |
| 240 x 120 cm. / 94,48" x 47,24" ESPESOR / THICKNESS 6 mm. | 2,88 | 41,7 | 21 | 60,48 | 876 | 100 | 976 |
| 240 x 120 cm. / 94,48" x 47,24" Pulido/Polished ESPESOR / THICKNESS 7 mm. | 2,88 | 48 | 18 | 51,84 | 864 | 100 | 964 |

Porcelánico / Porcelain tiles

| Formato Format | PCS / Caja PCS / box | m ² / Caja SQM / Box | Kg / Caja Kg / Box | Cajas / Palet Box / Pallet | m ² / Palet m ² / Pallet | Kg / Palet Kg / Pallet | Pulgadas / Inches |
|--|-------------------------|------------------------------------|-----------------------|-------------------------------|---|---------------------------|-------------------|
| 20 x 120 cm. Rectificado / Rectified | 4 | 0,96 | 22,50 | 48 | 46,08 | 1.080 | 7,87 x 47,24 |
| 20 x 114 cm. Rectificado / Rectified | 5 | 1,14 | 26,50 | 40 | 45,60 | 1.060 | 7,87 x 44,88 |
| 120 x 120 cm. Rectificado / Rectified | 1 | 1,44 | 32,50 | 40 | 57,60 | 1.360 | 47,24 x 47,24 |
| 60 x 120 cm. Rectificado / Rectified | 2 | 1,44 | 32,50 | 32 | 46,08 | 1072 | 23,62 x 47,24 |
| 80 x 160 cm. | 1 | 1,28 | 29,50 | 40 | 51,20 | 1.180 | 31,5 x 63 |
| 80 x 80 cm. Rectificado / Rectified | 2 | 1,28 | 29,50 | 40 | 51,20 | 1.180 | 31,50 x 31,50 |
| 60 x 60 cm. | 3 | 1,08 | 23,00 | 48 | 51,84 | 1.104 | 23,62 x 23,62 |
| 30 x 60 cm. | 6 | 1,08 | 21,00 | 48 | 51,84 | 1.008 | 11,81 x 23,62 |
| 40 x 60 cm. | 5 | 1,20 | 25,50 | 48 | 57,60 | 1.224 | 15,75 x 23,62 |

Pasta blanca / White body tiles

Revestimiento / Wall tiles

| Formato Format | PCS / Caja PCS / box | m ² / Caja SQM / Box | Kg / Caja Kg / Box | Cajas / Palet Box / Pallet | m ² / Palet m ² / Pallet | Kg / Palet Kg / Pallet | Pulgadas / Inches |
|---|-------------------------|------------------------------------|-----------------------|-------------------------------|---|---------------------------|-------------------|
| 40 x 120 cm. Rectificado / Rectified | 3 | 1,44 | 28,00 | 28 | 40,32 | 784 | 15,75 x 47,24 |
| 30 x 90 cm. Slim Rectificado / Rectified | 6 | 1,62 | 21,50 | 60 | 97,20 | 1.300 | 11,85 x 35,43 |
| 30 x 90 cm. Rectificado / Rectified | 4 | 1,08 | 20,50 | 60 | 64,80 | 1.230 | 11,81 x 35,43 |
| 30 x 60 cm. Rectificado / Rectified | 7 | 1,26 | 18,50 | 48 | 60,48 | 888 | 11,81 x 23,62 |

Pasta roja / Red body tiles

Pavimento / Floor tiles

| Formato Format | PCS / Caja PCS / box | m ² / Caja SQM / Box | Kg / Caja Kg / Box | Cajas / Palet Box / Pallet | m ² / Palet m ² / Pallet | Kg / Palet Kg / Pallet | Pulgadas / Inches |
|---|-------------------------|------------------------------------|-----------------------|-------------------------------|---|---------------------------|-------------------|
| 20 x 110 cm. Rectificado / Rectified | 6 | 1,32 | 28,50 | 32 | 42,24 | 912 | 7,87 x 43,31 |
| 44,7 x 44,7 cm. | 7 | 1,40 | 25,00 | 48 | 67,20 | 1.200 | 17,60 x 17,60 |
| 17,5 x 50 cm. | 15 | 1,31 | 25,00 | 48 | 62,88 | 1.200 | 6,89 x 19,69 |

Pasta roja / Red body tiles

Revestimiento / Wall tiles

| Formato Format | PCS / Caja PCS / Box | m ² / Caja SQM / Box | Kg / Caja Kg / Box | Cajas / Palet Box / Pallet | m ² / Palet m ² / Pallet | Kg / Palet Kg / Pallet | Pulgadas / Inches |
|---|-------------------------|------------------------------------|-----------------------|-------------------------------|---|---------------------------|-------------------|
| 33,3 x 100 cm. | 4 | 1,33 | 26,00 | 48 | 63,84 | 1.248 | 13,11 x 39,37 |
| 33,3 x 100 cm. Relieves especiales / Special relief | 4 | 1,33 | 26,00 | 42 | 55,86 | 1.092 | 13,11 x 39,37 |
| 28 x 85 cm. | 6 | 1,43 | 26,50 | 45 | 64,35 | 1.193 | 11,02 x 33,46 |
| 31,6 x 63,2 cm. | 7 | 1,40 | 26,00 | 48 | 67,20 | 1.248 | 12,44 x 24,88 |
| 20 x 50 cm. | 10 | 1,00 | 16,50 | 64 | 64,00 | 1.056 | 7,87 x 19,69 |

Iconos / Icons

Porcelánico
Porcelain tilesPasta roja
Red body tilesPasta blanca
White body tilesPolivalente
VersatilesRevestimiento
Wall tilesPavimento
Floor tilesBrillo
ShinySatinado
SatinMate
MattBrillo Pulido
Shiny polishedLapado
LapattoV1 Color uniforme
V1 Uniform colorV2 Dest. ligero
V2 Shade var.: lowV3 Dest. medio
V3 Shade var.: mediumV4 Muy dest.
V4 Shade var.: highNo repetitivo
No repetitiveAnti-hielo
Frost proof

Anti-Slip

Relieve
ReliefTierra coloreada
Colored bodyRectificado
RectifiedCorte
CutPre-corte
Pre-cutSistema nivelado
Levelling systemMultiformato
Multiformat

XLAB

ES

Las láminas XL-AB se colocan y se embalan sobre cajones de madera de dimensiones 253 x 133 x 36 cm. para el formato 240 x 120 cm. y cajones de madera de dimensiones 275 x 133 x 36 cm. para el formato 260 x 120 cm.

Los cajones contienen una base de madera en el fondo sobre la que se coloca una lámina doble de porexpán de 1 cm. y de densidad 10. Las esquinas, se refuerzan en el interior del cajón con porexpán y en el exterior con cantoneras metálicas, y con discos dentados que faciliten la sujeción entre cajones.

La superficie del cajón se recubre con un plástico resistente a los rayos UV. Posteriormente, el cajón se plastifica y se le coloca el etiquetado pertinente.

EN

XL-AB porcelain sheets are placed and packed on wooden crates sized 253 x 133 x 36 cm. for 240 x 120 cm. tiles and wooden crates sized 275 x 133 x 36 cm. for 260 x 120 cm. tiles.

Wooden crates contain a wooden base on which double plastic foam sized 1 cm. and with a 10 level density is placed. Corners are reinforced on the inside with plastic foam and on the outside with metallic corner brackets, and serrated discs which ease the fastening between crates. Crates surfaces are covered by a UV rays resistant plastic. Afterwards, they are laminated and duly labeled.

FR

Les plaques XL-AB sont placées et emballées dans caisses en bois de suivantes dimensions 253 x 133 x 36 cm. pour le format 240 x 120 cm. et des caisses en bois de dimensions 275 x 133 x 36 cm. pour le format 260 x 120 cm.

Les caisses en bois ont une base de bois au fond sur laquelle on place une plaque double de polystyrène de 1 cm. et a une densité de 10. Les coins sont renforcés à l'intérieur de la caisse avec polystyrène et à l'extérieur avec de renforcements métalliques, avec des disques dentelés qui permettent de renforcer la susperposition des caisses.

La surface de la caisse est couverte avec un plastic résistant aux rayons UV. Ultérieurement, la caisse en bois est plastifiée et on place l'étiquette correspondante.

DE

Platten XL-AB werden auf Holzkiste verpackt, aus Dimensionen von 253 x 133 x 36 cm. für das Format 240 x 120 cm. und Holzschubladen mit Abmessungen von 275 x 133 x 36 cm. für das Format 260 x 120 cm.

Die Kiste enthält, eine Basis aus Holz, darauf befindet sich eine doppelte Folie aus porexpan, 1 cm. dick und 10 cm. Dicht. Die Ecken werden im Inneren mit porexpan verstärkt und im Äusseren mit metallische Kante und mit Zahnscheiben die dafür sorgen das es einen guten halt gibt zwischen die Holzkisten. Die Oberfläche der Holzkiste wird mit eine UV Widerstandsfähigen Kunststoffolie bedeckt. Später wird die Kiste eingeschweist und entsprechend Etikettiert.

Cuidados a seguir durante la construcción / Care to follow during construction

ES

Nuestros productos cerámicos se pueden considerar acabados finales en la construcción. Se recomienda colocarlos sólo cuando el resto de los trabajos constructivos hayan finalizado: estructuras, mampostería, solados, techos, instalaciones..., en especial los productos porcelánicos para suelos. De este modo se minimizan los daños que pueda experimentar el producto cerámico por haber sido colocado demasiado pronto.

Cuando los productos porcelánicos son colocados antes de finalizar la construcción, se recomienda darle una adecuada protección al pavimento con cartón, capa de serrín u otro producto que lo proteja.

EN

Our ceramic products should be considered as a construction finishing product. Its installation is only recommended when the rest of construction works have been already finalised: structures, masonry, flooring, ceiling, internal systems..., especially for the porcelain floor tiles. In this way potential damages that may undergo the ceramic product will be minimise for being installed too early.

When the ceramic products are installed before the construction is finalised, is highly recommended to give the floor a proper protection, either using cardboard, a layer of sawdust or any other product that protects it.

FR

Nos produits céramiques peuvent être considérés comme la touche finale dans le processus de la construction. Nous recommandons de les installer seulement quand le reste des travaux constructifs ont été réalisés: structures, maçonnerie, chape, plafonds, installations..., en particulier les produits de grès cérame pour sol. Nous éviterons de cette façon les éventuels dégâts pouvant affecter le produit céramique dûs à son installation prématurée.

Lorsque les produits céramiques sont installés avant de terminer la construction, nous recommandons de les protéger convenablement avec un carton, une couche de sciure ou tout autre produit pouvant les protéger.

DE

Man kann unsere Keramikfliesen als Abschluss einer Bauphase betrachten. Wir empfehlen, die Fliesen erst zu verlegen, wenn der Rest der Arbeiten abgeschlossen ist: strukturelle Arbeiten, Mauerwerk, Fußboden, Decken, Installierungsarbeiten..., insbesondere bei Bodenfliesen. Dadurch werden Schäden bei einer zu frühzeitigen Verlegung der Fliesen vermieden.

Wenn die Fliesen vor Abschluss der Bauarbeiten verlegt werden, empfehlen wir, den Boden mit Karton oder einem anderen entsprechenden Schutz zu bedecken.

XLAB

ES

MANIPULACIÓN DEL CAJÓN
MANIPULACIÓN POR LA
PARTE ANCHA DEL CAJÓN
(recomendada).

Se recomienda el uso de palas de al menos 1,20 m. de longitud alargándolas al máximo para abarcar la mayor superficie posible del cajón.

MANIPULACIÓN POR LA PARTE
ESTRECHA DEL CAJÓN.

Se recomienda el uso de palas de al menos 2,20 m. de longitud alargándolas al máximo para abarcar la mayor superficie posible del cajón.

MANIPULACIÓN DE LA PIEZA

Se recomienda manipular el cajón por la parte ancha del mismo y con palas de al menos 1,20 m. de longitud.

Se recomienda extraer la lámina del cajón entre 2 personas y sujetándola por la parte ancha de la misma. Sujete la lámina con ambas manos y levántela con cuidado en esa posición y al mismo tiempo que su compañero. Una vez levantada la lámina y con la ayuda de su compañero, desplácela hasta su lugar. Es importante que mantenga siempre la lámina en posición rectilínea y sostenida por la parte superior.

En el caso de apoyar la lámina sobre el suelo en posición horizontal, se recomienda el uso de protectores. Desplace la lámina hacia el suelo lentamente apoyándola sobre los protectores.

En el caso de apoyar la lámina sobre la pared en posición horizontal, se recomienda el uso de protectores bajo las esquinas de la lámina. En el caso de apoyar la lámina sobre la mesa de trabajo, asegúrese de que la superficie esté limpia y completamente plana.

EN

CRATE HANDLING HANDLING
ON THE CRATE'S WIDE SIDE
(recommended).

It is recommended to use forklifts equipped with at least a 1,20 m. length shovels separating them to the maximum in order to cover as much surface as possible.

HANDLING ON THE CRATE'S
NARROW SIDE.

It is recommended to use forklifts equipped with at least a 2,20 m. length shovels separating them to the maximum in order to cover as much surface as possible.

HANDLING INSTRUCTIONS

It is recommended to handle the crate on its wide side. Use forklifts equipped with at least a 1,20 m. length shovels.

It is also recommended to remove the slabs out of the crates between two people. Sheets should be removed holding on their wide side. Hold the porcelain sheet with both hands and lift it carefully in the same way it's being held, both of you at the same time. Once it's lifted, and with your colleague's help, take it to its designated place. It's very important to keep the sheet in vertical position (never horizontal) and always hold it on the upper side.

It is highly recommended using protectors if the tile is going to be placed on the floor on a horizontal position. Move the porcelain sheet slowly towards the ground and stand it on the protectors.

It is highly recommended using protectors if the tile is going to be placed on the wall on a vertical position. If the tile is going to be placed on the working bench its surface must be completely clean and flat.

FR

MANIPULATION DU COLIS
MANIPULATION PAR LA
PARTIE LARGE DE LA CAISSE
(recommandée).

Nous vous recommandons l'utilisation de fourches au moins de 1,20 m. de longueur en les élargissant au maximum pour comprendre la plus grande surface possible de la caisse en bois.

MANIPULATION PAR LA
PARTIE ÉTROITE DE LA CAISSE
EN BOIS.

Nous vous recommandons l'utilisation de fourches au moins de 2,20 m. de longueur en les élargissant au maximum pour comprendre la plus grande surface possible de la caisse en bois.

MANIPULATION DE LA PIÈCE

Nous vous recommandons manipuler la caisse en bois par la partie large de la même et avec fourches de 1,20 m. de largeur minimum. Nous vous recommandons d'extraire la plaque de la caisse en bois entre 2 personnes et la prendre par la partie large de la pièce.

Tenez la plaque avec les deux mains et la lever avec soins dans cette position et en même temps que l'autre personne. Une fois la plaque est levée et avec l'aide d'une autre personne, vous devez la déplacer jusqu'à son placement. Il est très important maintenir toujours la plaque en position rectiligne et la soutenir par la partie supérieure.

Dans le cas d'appuyer la plaque sur le sol en position horizontal, on recommande l'usage de protecteurs. Déplacez la plaque vers le sol lentement en l'appuyant sur les protecteurs.

Dans le cas d'appuyer la plaque sur le mur en position horizontal, nous vous recommandons l'usage de protecteurs dessous les angles de la plaque. Dans le cas d'appuyer la plaque sur la table de travail, il faut s'assurer que la surface de la table soit propre et complètement plane.

DE

ABFERTIGUNG DER KISTE
BEHANDLUNG DURCH DEN
BREITEN SEITENTEIL DER KISTE
(empfehlht).

Es ist empfehlend, den nutz von Schaufeln von 1,20 m. Länge um die best größte Oberfläche der Kiste zu umfassen.

BEHANDLUNG DURCH DEN
ENGEN SEITENTEIL DER KISTE.

Es ist empfehlend, den nutz von Schaufeln von 2,20 m. Länge um die best größte Oberfläche der Kiste zu umfassen.

BEHANDLUNG DER PLATTEN

Bei der behandlung durch den breiten Teil der Holzkiste, ist empfohlen der nutzung von Schaufeln von 1,20 m. Länge um die best größte Oberfläche der Kiste zu umfassen.

Wir empfehlen die Platte durch zwei Personen herausziehen aber diese immer, bei der breiteste Seite der Platte zu halten. wHalten Sie die Platten mit zwei Händen fest und heben Sie diese sehr vorsichtig hoch, zur gleichen zeit wie ihren Kollege. Wenn diese einmal hoch gehenen ist, mit der Hilfe ihren Kollegen, bewegen Sie diese zu Ihren zukünftigen Platz. Es ist sehr wichtig, dass die Platten immer in eine vertikale Position getragen wird, und es ist auch sehr wichtig, diese immer von den obersten Teil gehalten werden.

In dem fall dass die Platten auf eine horizontale Position gesetzt wird, empfehlen wir immer der nutzung von Schutzelementen. Legen Sie die Platten vorsichtig auf dem Boden, auf die Schutzelementen drauf.

In dem Fall dass die Platten wraperecht an der Wand gelegen wird, empfehlen wir Schutzelementen bei den unteren Ecken der Platte zu nutzen. In dem Fall dass die Platte auf dem Arbeitstisch gelegt wird, versichern Sie sich dass die Oberfläche des Tisches komplett sauber und gerade ist.

XLAB

ES

Recomendaciones para el mantenimiento de los materiales pulidos. El material pulido tiene mayor predisposición a la aparición de manchas debido a los pequeños micro-poros que se originan durante el proceso de pulido. Asimismo, los pulidos no toleran los ácidos y álcalis de alta concentración tales como el ácido clorhídrico, ácido láctico e hidróxido potásico. Por lo tanto, se recomienda para su mantenimiento, el uso de ácidos de baja concentración o productos domésticos de limpieza.

EN

Polished tiles recommendations of use and maintenance. The polished material has a greater predisposition to the appearance of stains due to the small micro-pores that originate during the polishing process. Likewise, polishes do not tolerate high concentration acids and alkalis such as hydrochloric acid, lactic acid and potassium hydroxide. Therefore, the use of low concentration acids or household products is recommended for maintenance.

FR

Recommandations pour l'entretien des matériaux polis. Les matériaux polis sont plus sensibles à l'apparition de tâches due aux petits micropores survenant pendant le processus de polissage. De même, ils ne tolèrent pas les acides et alcalis de concentration élevées tel que l'acide chlorhydrique, l'acide lactique et de l'hydroxyde de potassium. Par conséquent, il est recommandé pour l'entretien, l'utilisation d'acides à faible concentration ou des produits de nettoyage ménagers.

DE

Verwendungs- und Pflegeempfehlung für polierte Fliesen. Das polierte Material neigt zur Fleckenbildung aufgrund der Mikroporen, welche während des Polierprozesses entstehen. Die Politur verträgt keine hochkonzentrierten Säuren und Laugen wie beispielsweise Salzsäure, Milchsäure und Kaliumhydroxid. Aus diesem Grund wird die Verwendung von schwachen Säuren und Haushaltsprodukten zur Pflege empfohlen.

Recomendaciones de mantenimiento y limpieza / *Cleaning and maintenance*

LIMPIEZA FINAL DE OBRA

Después de la colocación es fundamental realizar una buena limpieza con el fin de eliminar residuos de junta y en general suciedad de la obra. Para esta operación recomendamos el empleo de un detergente de acción ligeramente ácida que no despidan humos tóxicos y respete las juntas, el material y el usuario, como FILADETERDEK. En el caso de material colocado con junta epoxi o en base resina, se aconseja realizar la limpieza final de obra con un limpiador específico de residuos epoxi, como FILACR10.

MANTENIMIENTO

Para un buen mantenimiento del pavimento se aconseja el empleo de un detergente neutro con alto poder limpiador como FILACLEANER. En los casos de suciedad intensa e incrustada acumulada en el tiempo, se aconseja consultar el esquema a continuación para encontrar el producto Fila ideal para cada situación.

CLEANING AFTER LAYING

We suggest a good initial cleaning after the laying on the floor or wall, this is very important for removing residual grouting and the normal dirt coming from the building works. We suggest the use of our product FILADETERDEK, that is a lightly acid product that doesn't emit fumes that are harmful for the user and that can attack joints. In case of material laid with epoxy or resinous grouting, we recommend to clean after laying with our specific detergent FILACR10.

REGULAR MAINTENANCE

For a good cleaning of the floor we suggest the use of our product FILACLEANER it's a natural detergent with a high cleaning power. In case of strong dirty and encrusted by the time, we recommend to consult the following scheme to find the perfect solution to every situation.

| Tipo de suciedad incrustada | Producto Fila a utilizar |
|--|--------------------------|
| Residuos de cemento de colocación, residuos calcáreos, rayas metales, depósitos de óxidos | DETERDEK |
| Residuos de junta epoxi, vitrificada, resinosa | FILACR10 |
| Suciedad orgánica ligera (limpieza diaria) | FILACLEANER |
| Suciedad orgánica intensa (comidas, grasas, aceites), residuos de detergentes y jabones, goma, neumáticos, tintes, rotulador, pintura plástica | FILAPS87 |
| Pintadas de grafitis, spray acrílicos, alquídicos y nitro sintéticos | FILANOPAINT STAR |
| Verdín, algas, musgos, líquenes y ennegrecidos en exteriores | FILAALGAE NET |
| Moho interior por condensación | FILAACTIVE 1 |
| Residuos de silicona, cera de velas, resinas árboles, residuos cinta adhesiva, residuos de espuma poliuretánica, residuos de pegamentos, etc. | FILAZERO SIL |

| Type of dirty | Das richtige Product |
|--|----------------------|
| Zement, Kalkstein, metal tracer, rust | DETERDEK |
| Residuals, stains and halos of epoxi joints | FILACR10 |
| Greasy, drinks, food, tire marks, colors, marker, etc. | FILAPS87 |
| Grafitis | FILANOPAINT STAR |
| Silicone residues, glue, wax candel, adhesive tape residues. | FILAZERO SIL |



Anti-Slip / Anti-Slip



Según normativa / According to Regulations UNE-ENV 12633:2003



Según normativa / According to Regulations DIN 51097:1992



Según normativa / According to Regulations DIN 51130:2014 Apdo.5


| UNE-ENV 12633 | CLASS 1 | CLASS 2 | CLASS 3 |
|---|--------------|--------------|---------|
| Determinación de la clasificación de resistencia al deslizamiento. Péndulo Determination of slip resistance rating. Pendulum | 15 < Rd < 35 | 35 < Rd < 35 | Rd < 45 |

| DIN 51097 | CLASE A | CLASE B | CLASE C |
|--|-----------------|-----------------|------------------|
| Adherencia Adhesion | Media Medium | Media Medium | Fuerte Strong |
| Ángulo de inclinación Inclination angle | 12°/18° | 18°/24° | > 35° |

| DIN 51130 | R9 | R10 | R11 | R12 |
|--|------------------|-----------------|-----------------|-----------------------|
| Adherencia Adhesion | Normal Normal | Media Medium | Media Medium | Muy Alta Very high |
| Ángulo de inclinación Inclination angle | 6°/10° | 10°/19° | 19°/27° | 27°/35° |

Sistema de nivelación

Peygran tile levelling system



Autonivela la altura de Pavimentos y Revestimientos.
Get proper levelling between pieces to avoid air gaps on floor and wall tiles.



Fácil fijación y extracción de la prótesis.
Easy fixing and levelling of prosthesis.



Sistema que mejora y facilita la colocación de cerámica.
Easy System that improves the installation of tiles.



Consigue la nivelación de piezas deseada con un perfecto acabado.
Get an excellent levelling of pieces with a perfect finishing.



Tarifa de sistema de nivelación / Rates levelling system



Kit: 100 calzos (1 mm.)
+ 100 cuñas + tenaza
Kit: 100 each.

TR-106



Alicate para cerámica. 1 ud.
Plier with graduated scale. 1 unit.

TR-72



Bolsas de cuñas 100 uds.
Wedge-base set. 100 units.

TR-43



Bolsas de calzos
1 mm., 2mm. y 3mm. 100 uds.
Crosshead set
1mm., 2mm. and 3mm. 100 units.

TR-40

Bolsas de calzos
1 mm., 2mm. y 3mm. 300 uds.
Crosshead set
1mm., 2mm. and 3mm. 300 units.

TR-76

peygran



Sistema nivelado
Levelling system

- (1) Productos domésticos de limpieza / Household cleaning products
- (2) Aditivos para agua de piscinas / Aditives for swimming pool
- (3) Ácidos y alcalis (baja concentración) - ácido clorhídrico / Acids and alkalis (low concentration) - hydrochloric acid
- (4) Ácidos y alcalis (baja concentración) - ácido cítrico / Acids and alkalis (low concentration) - citric acid
- (5) Ácidos y alcalis (alta concentración) - ácido clorhídrico / Acids and alkalis (high concentration) - hydrochloric acid

RECOMENDACIONES DE USO SEGÚN P.E.I. / RECOMMENDATION FOR USAGE BASED ON P.E.I. RATING

GRUPO I

Resistencia débil a la abrasión.
Los productos abrasivos deben ser eliminados. Recomendado: baños y dormitorios de viviendas privadas. Zonas de tránsito y calzado suave.

GRUPO II

Resistencia débil a la abrasión.
Recomendado: baños y habitaciones de viviendas privadas, excepto oficinas. Zonas de tránsito moderado con calzado suave.

GRUPO III

Resistencia media a la abrasión.
Recomendado: todas las habitaciones de viviendas privadas y zonas de tránsito regular con calzado normal.

GRUPO IV

Resistencia relativamente fuerte a la abrasión.
Recomendado: para todas las habitaciones de una vivienda, incluido cocinas, así como en lugares públicos. Zonas de tránsito medio-intenso con calzado normal.

GRUPO V

Resistencia fuerte a la abrasión.
Recomendado: todos los lugares públicos y privados. Zonas de tránsito intenso con calzado normal.

Esta clasificación es válida para las aplicaciones dadas en condiciones normales. Deberá tenerse en cuenta el calzado, el tipo de tráfico y los métodos de limpieza previstos, y los suelos deberán estar adecuadamente protegidos contra la suciedad que pueda rayar las entradas de los edificios mediante la interposición de dispositivos de fijación del calzado.

CLASS I

Weak resistance to abrasion.
Abrasive products should be removed. Recommended for: private bedrooms and bathrooms and low transit areas with soft footwear.

CLASS II

Weak resistance to abrasion.
Recommended for: private bathrooms and private rooms except offices and moderate transit areas with soft footwear.

CLASS III

Medium resistance to abrasion.
Recommended for: any private room and regular transit areas with regular footwear.

CLASS IV

Medium to high resistance to abrasion.
Recommended for: any private room including kitchens, public areas and medium to high transit areas with regular footwear.

CLASS V

High resistance to abrasion
Recommended for: any private and public areas and high transit areas with regular footwear.

This classification is valid for the given applications in normal conditions. Consideration should be given to the footwear, type of traffic and cleaning methods expected and the floors should be adequately protected against scratching dirt at the entrances to buildings by interposing footwear clering devices.

Escala de destonificación del color / Shade variation program scale



V1 Color uniforme
V1 Uniform color

V1 ASPECTO UNIFORME /
V1 UNIFORM APPEARANCE
Todas la piezas de la misma partida son similares.
/ All the pieces from the same production run are similar.



V2 Dest. ligero
V2 Shade var.: low

V2 DESTONIFICADO LIGERO /
V2 SHADE VARIATION: LOW
Diferencias claramente perceptibles en textura y/o diseño pero con colores similares.
/ Clearly distinguishable differences in texture and/or pattern with similar colors.



V3 Dest. medio
V3 Shade var.: medium

V3 DESTONIFICADO MEDIO /
V3 SHADE VARIATION: MEDIUM
La intensidad del color de cada pieza puede variar significativamente, aunque los colores presentes en una baldosa serán representativos de los colores que cabe esperar en el resto de baldosas.
/ While the colors present on a single piece of tiles will be indicative of the colors to be expected on other tiles, the amount of color on each piece will vary significantly.



V4 Muy dest.
V4 Shade var.: high

V4 MUY DESTONIFICADO /
V4 SHADE VARIATION: HIGH
Diferencias de color aleatorias entre unas baldosas y otras, de manera que cada una de ellas puede tener colores completamente distintos de las demás. De este modo, la colocación final será única
/ Random color differences from tiles to tiles, so that one tiles may have totally different colors from that on other tiles. Thus, the final installation will be unique.z



dress up your world

azulejosbenadresa.com

Reservados todos los derechos.
No se permite la reproducción, total o parcial,
de ninguna parte de este libro y publicación
en internet o sobre cualquier otro medio.
Los colores de este catálogo deben
considerarse orientativos.

All rights reserved.
Total or partial reproduction of this book,
in internet or any other media, is prohibited.
Colors of this catalogue are considered illustrative.

AB

Ctra. Pobla Tornesa - Vall d'Alba, km. 4
12192 Vilafamés
Castelló (Spain)

Tel. / Phone: +34 964 242 600
azulejosbenadresa@azulejosbenadresa.com
azulejosbenadresa.com