

WALL TILE

TAU

20
20

CONCEPT
WALL TILE

www.tauceramica.com

CONCEPT
WALL TILE

TAU
cerámica

TAU
cerámica

ÍNDICE INDEX

TIPOLOGÍA DE PRODUCTO

TYPE OF PRODUCT

REVESTIMIENTO / WALL TILE

024 TISSE WALL	066 ROADSTONE WALL
028 POTENZA WALL	070 CHANNEL
032 DOZZA WALL	074 TRAPANI
036 LITIUM WALL	078 SISAL
040 BIANCHI	080 ALTAMURA WALL
046 QUABBELLA	084 BERLUZZI
050 CASERTA	088 CROTONE WALL
052 AMANTEA	092 NANTES
054 DOLCE	096 VARENNA WALL
056 CARPI	100 MURADA
058 CARPI MIX	102 MAIOLICA
058 CANALETO	104 JOIA
060 CAVALLINO	106 PALMARIA
062 CORNWALL	108 CLASSIC

ALFABÉTICO

ALPHABETIC

TAU
Cerámica

A

052 AMANTEA
080 ALTAMURA WALL

B

040 BIANCHI
084 BERLUZZI

C

058 CANALETO
056 CARPI
058 CARPI MIX
050 CASERTA
060 CAVALLINO
070 CHANNEL
108 CLASSIC
062 CORNWALL
088 CROTONE WALL

D

054 DOLCE
032 DOZZA WALL

J

104 JOIA

L

036 LITIUM WALL

M

102 MAIOLICA
100 MURADA

N

092 NANTES

P

106 PALMARIA
028 POTENZA WALL

Q

046 QUABBELLA

R

066 ROADSTONE WALL

S

078 SISAL

T

024 TISSE WALL
074 TRAPANI

V

096 VARENNA WALL

ÍNDICE FORMATOS

FORMATS INDEX

40x120

16"x48"

024 TISSE WALL
028 POTENZA WALL
032 DOZZA WALL
036 LITIUM WALL
040 BIANCHI

30x90

12"x36"

042 BIANCHI
046 QUABELLA
050 CASERTA
052 AMANTEA
054 DOLCE
056 CARPI
058 CANALETO
060 CAVALLINO
062 CORNWALL
066 ROADSTONE WALL
070 CHANNEL
074 TRAPANI
078 SISAL
080 ALTAMURA WALL
084 BERLUZZI
088 CROTONE WALL
092 NANTES
096 VARENNA WALL

10x40

4"x16"

100 MURADA

7,5x30

3"x12"

102 MAIOLICA
104 JOIA
106 PALMARIA

7,5x15

3"x12"

108 CLASSIC

DECORADOS

DECORS

NOMBRE

NAME

FORMATO

FORMAT

086 ADUA SAND	30x90
087 ADUA PEARL	30x90
086 AVEZZANO SAND	7x90
087 AVEZZANO PEARL	7x90
072 BARTON SILVER	30x90
072 BARTON GOLD	30x90
052 CAMPANILLE	30x90
076 CIMONE	30x30
090 COLONNA SAND	30x90
064 EVERTON SILVER	30x90
064 EVERTON GOLD	30x90
034 INCONTRO WHITE	40x120
034 INCONTRO GOLD	40x120
086 ISEO SAND	30x90
086 ISEO PEARL	30x90
058 LATEMAR WHITE	4,5x90
098 LAZIO CARRARA	30x90
082 MATERA PEARL	30x90
082 MATERA SILVER	30x90
082 MATERA GRAY	30x90
030 PAROLE WHITE	40x120
102 PENCIL	1,25x30
090 RLV TARENTO SAND	30x90
090 RLV TARENTO TAN	30x90
090 RLV TARENTO UMBER	30x90
026 SALISBURY SILVER	40x120
098 SCANNO CARRARA	20x25
052 VALENTANO WHITE	7x90
052 VALENTANO MIX	7x90
058 VULSINI WHITE	4,5x90
058 VULSINI PEARL	4,5x90
058 VULSINI SAND	4,5x90

(*) Referencias que no incluyen el nombre de la serie.

(*) Items that don't include the series' name.

TAU
cerámica

Wall Tile

PASTA BLANCA / WHITE BODY



Mate Matt

TISSE WALL


W V2 R

FORMATS



40x120 / 16"x48"
M 22

SHADE VARIATION



White
NCS S 1002-R






Silver
NCS S 3502-R

MATCHING SERIES

Pcb DEVON P ORIGIN Pcb DILUCA W MURADA


Consulta catálogo Porcelánico / Checkout Porcelain Catalogue

TECHNICAL SPECIFICATIONS

						
CUMPLE	16%	20 / 30	RESISTE	RESISTE	GA	CUMPLE

TAU

Wall tile Tisse Silver and RLV Tisse 40x120. Floor tile Devon Gray 60x120.





RLV Tisse 40x120 / 16"x48" **Designs 04** **RLV**
□ Matt M 24




Salisbury Silver 40x120 / 16"x48" **RLV**
□ Matt P 44

Perfil Plata Mate 120x1x1 P19

Perfil Plata Brillo 120x1x1 P20

Perfil Negro 120x1x1 P20

Perfil Titanio 120x1x1 P20



Murada Silver 10x40 / 4"x16"
○ Glossy P13 **RLV**
○ Matt M23



Murada White 10x40 / 4"x16"
○ Glossy M23 **RLV**
○ Matt M23


Tisse White 40x120 detail.

TXT



RLV Tisse 40x120 detail.

RLV



Salisbury Silver 40x120 detail.



Wall tile Tisse White and RLV Tisse 40x120. Floor tile Origin Gray 20x120.



Wall tile Tisse Silver 40x120 and Salisbury Silver 40x120 Floor tile Devon Silver 60x120.

Mate Matt

POTENZA WALL

W V2 R_c

FORMATS



40x120 / 16"x48"
M 22

SHADE VARIATION



Pearl
NCS S 2002-Y

Silver
NCS S 1502-Y

MATCHING SERIES

W MURADA 10x40 P ROADSTONE SILVER

Consulta catálogo Porcelánico / Checkout Porcelain Catalogue

TECHNICAL SPECIFICATIONS



TAU

Wall tile Rlv Potenza Mix 40x120 and Potenza Silver 40x120.





RLV Potenza Mix 40x120 / 16"x48"
 Matt M 24

Perfil Plata Mate 120x1x1 P19

Perfil Plata Brillo 120x1x1 P20

Cenefa Plata 120x4 P23



Incontro White 40x120 / 16"x48"
 Glossy P 42


Series coordinables: Dozza, Potenza y Litium.
 Matching series: Dozza, Potenza and Litium.

2 diseños diferentes servidos aleatoriamente.
 2 different designs randomly served.



Parole White 40x120 / 16"x48"
 P 41

Series coordinables: Bianchi y Potenza.
 Matching series: Bianchi and Potenza.



Murada Silver 10x40 / 4"x16"

- Glossy P13 **RLV**
- Matt M23




Murada White 10x40 / 4"x16"

- Glossy M23 **RLV**
- Matt M23



RLV Potenza Mix 40x120 detail.

RLV



Parole White 40x120 detail.



Wall tile Potenza Pearl and RLV Potenza Mix 40x120.



Wall tile Parole white 40x120 and Bianchi Shiny 40x120.




Mate Matt

DOZZA WALL

W V2 R_c

FORMATS



40x120 / 16"x48"
M 22

SHADE VARIATION



White
NCS S 0300-N

Gold
NCS S 1002-G

MATCHING SERIES

P DOZZA W MURADA 10x40

Consulta catálogo Porcelánico / Checkout Porcelain Catalogue

TECHNICAL SPECIFICATIONS



TAU

Wall tile Dozza White 40x120, RLV Dozza White 40x120 and Murada Silver 10x40. Floor tile Dozza White 60x120.





RLV Dozza White 40x120 / 16"x48"
 Glossy M 24



Incontro White 40x120 / 16"x48"
 Glossy P 42

Series coordinables: Dozza, Potenza y Litium.
 Matching series: Dozza, Potenza and Litium.

2 diseños diferentes servidos aleatoriamente.
 2 different designs randomly served.


Perfil Plata Mate 120x1x1 P19

Perfil Plata Brillo 120x1x1 P19

Cenefa Plata 120x4 P23



Murada Argent 10x40 / 4"x16"
 Glossy P13 RLV



Murada Silver 10x40 / 4"x16"
 Glossy P13 RLV
 Matt M23

10 diseños diferentes servidos aleatoriamente.
 10 different designs randomly served.

Pedido mínimo 1 caja.
 1 box minimum order.

Incontro White 40x120 detail.



RLV Dozza Gold 40x120 / 16"x48"
 Glossy M 24

RLV



Incontro Gold 40x120 / 16"x48"
 Glossy P 42

Series coordinables: Dozza, Potenza y Litium.
 Matching series: Dozza, Potenza and Litium.

2 diseños diferentes servidos aleatoriamente.
 2 different designs randomly served.

Perfil Oro Mate 120x1x1 P19

Perfil Oro Brillo 120x1x1 P19

Cenefa Oro 120x4 P24



Murada Gold 10x40 / 4"x16"
 Glossy P13 RLV



Murada Ivory 10x40 / 4"x16"
 Glossy M23 RLV
 Matt M23

10 diseños diferentes servidos aleatoriamente.
 10 different designs randomly served.

Pedido mínimo 1 caja.
 1 box minimum order.

Incontro Gold 40x120 detail.



Wall tile Incontro Gold 40x120. Floor tile Dozza Gold 60x120.



Mate Matt

LITIUM WALL

W V2 R

FORMATS



40x120 / 16"x48"
M 22

SHADE VARIATION



Pearl
NCS S 1002-G

Silver
NCS S 2002-Y

Gray
NCS S 1502-Y

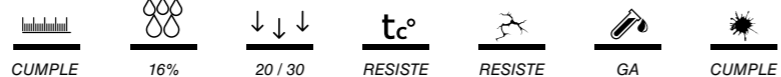


MATCHING SERIES

P LITIUM W MURADA 10x40

Consulta catálogo Porcelánico / Checkout Porcelain Catalogue

TECHNICAL SPECIFICATIONS



TAU

Wall tile Litium Pearl 40x120 and RLV Litium Pearl 40x120. Floor tile Litium Pearl 60x120.





RLV Litium Pearl 40x120 / 16"x48"
 M 24



RLV Litium Silver 40x120 / 16"x48"
 M 24

RLV

Perfil Plata Mate 120x1x1 P19

Perfil Plata Brillo 120x1x1 P20

Cenefa Plata 120x4 P23



Murada Argent 10x40 / 4"x16"

Glossy P13 **RLV**



Murada Silver 10x40 / 4"x16"

Glossy M23 **RLV**

Matt M23

10 diseños diferentes servidos aleatoriamente.
 10 different designs randomly served.

Pedido mínimo 1 caja. 1 box minimum order.



Incontro White 40x120 / 16"x48"

Glossy P42

2 diseños diferentes
 servidos aleatoriamente.

2 different designs
 randomly served.


Serie coordinables: Dozza, Potenza y Litium.
 Matching series: Dozza, Potenza and Litium.

Consulta catálogo Porcelánico / Checkout Porcelain Catalogue

Vea foto detalle Incontro en página 034
 See Incontro detail picture in page 034



Wall tile Litium Pearl 40x120 and RLV Litium Silver 40x120. **Floor tile** Litium Silver 60x60.



Recrea

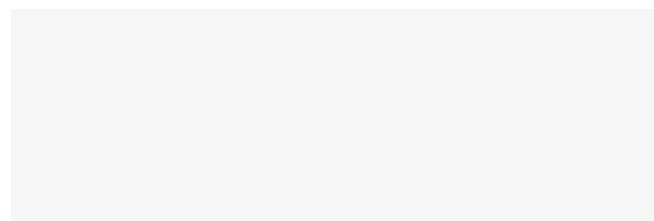


Summa



Atempí

Solo en Mate
Only in Matt



Bianchi
NCS S 0300-N

BIANCHI

Brillo Shiny
Mate Matt

W V1 R_c RLV RECREA / SUMMA / ATEMPI

FORMATS



40x120 / 16"x48"
M 22

DECOR



Parole White 40x120 / 16"x48"
P 41

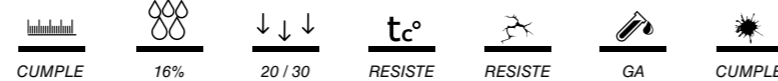
Series coordinables: Bianchi y Potenza.
Matching series: Bianchi and Potenza.

Perfil Plata Mate 120x1x1 P19

Perfil Plata Brillo 120x1x1 P20

Cenefa Plata 120x4 P23

TECHNICAL SPECIFICATIONS



Wall tile Recrea Shiny 40x120.



BIANCHI

Brillo Shiny
Mate Matt

W V1 R RLV BRINDISI / DONINI / ISEO
EMARESE / CREAZZO

FORMATS



30x90 / 12"x36"
 Matt / Shiny M17
 Matt / Shiny M20 RLV

DECOR



Todos los relieves disponibles en acabado ARGENT.
 All reliefs available in ARGENT finish.

Creazzo Argent 30x90 / 12"x36"
 Glossy P 40 RLV

Perfil Plata Mate 90x1x1 P16

Perfil Plata Brillo 90x1x1 P19

Cenefa Plata 90x4 P17



Wall tile Bianchi Matt and Shiny 30x90.

TECHNICAL SPECIFICATIONS



Iseo



Emarese



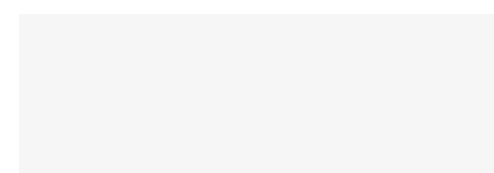
Creazzo



Donini



Brindisi



Bianchi
NCS S 0300-N

Wall tile Creazzo Matt 30x90. Floor tile Terracina Gray 75x75.




Mate Matt

BIANCHI

W V1 TXT R

FORMATS



30x90 / 12"x36"

Carpi / Caserta Matt M17


Amantea / Canaleto / Mantova / Trapani Matt M18

DECOR

Perfil Plata Mate 90x1x1 P16

Perfil Plata Brillo 90x1x1 P19


Cenefa Plata 90x4 P17




Caserta



Amantea



Canaleto



Carpi



Mantova



Trapani
NCS S 0300-N



Wall tile Amantea Matt 30x90.

TECHNICAL SPECIFICATIONS



CUMPLE



16%



20 / 30



RESISTE



RESISTE



GA



CUMPLE

TAU

Wall tile Bianchi and Trapani Matt 30x90. Floor tile Ragusa Sand 20x120.





White
NCS S 1502-Y

Pearl
NCS S 2002B

Linen
NCS S 0505Y50R


Silver
NCS S 2002Y

Mate Matt

QUABBELLA

W V1 R₁₀ RLV

FORMATS



30x90 / 12"x36"

- ☐ Matt M18
- ☐ RLV Quabbella Matt M20



Wall tile Quabbella Pearl 30x90, Maiolica Aquamarine 7,5x30, Grassi White 320x160

TECHNICAL SPECIFICATIONS



TAU

Wall tile Quabbella Pearl, Quabbella White 30x90.






RLV Quabbella Coral 30x90 / 12"x36"
M 20



Maiolica Gloss Coral 7,5x30 / 3"x12"
Gloss M25



Quabbella Linen
RLV Quabbella Seagreen



RLV Quabbella Royalblue 30x90 / 12"x36"
M 20



Maiolica Gloss Royalblue 7,5x30 / 3"x12"
Gloss M25



RLV Quabbella Seagreen 30x90 / 12"x36"
M 20




Maiolica Gloss Seagreen 7,5x30 / 3"x12"
Gloss M25

RLV Quabbella Linen 30x90 detail.



RLV Quabbella Royalblue detail.



Wall tile Quabbella Linen 30x90, RLV Quabbella Coral 30x90 and Maiolica Gloss Coral 7,5x30.



Wall tile Quabbella Pearl and RLV Quabbella Royal Blue 30x90

Mate Matt

CASERTA AMANTEA DOLCE

W V2+ TXT R_c

FORMATS



Designs 14



Designs 04

30x90 / 12"x36"

□ Caserta M17

□ Amantea M18

30x90 / 12"x36"

□ Dolce M20

White

NCS S 0300-N

Pearl

NCS S 2502-Y

Silver

NCS S 2500-N



Caserta Pearl Detail

MATCHING SERIES

P_{cb} CASTROVILLARI W MAIOLICA

Consulta catálogo Porcelánico / Checkout Porcelain Catalogue

TECHNICAL SPECIFICATIONS



CUMPLE



16%



20 / 30



RESISTE



RESISTE



GA



CUMPLE

TAU

Wall tile Caserta Pearl 30x90 and Maiolica Pearl 7,5x30. Floor tile Fidenza Pearl 60x120.





Amantea Pearl 30x90 / 12"x36"
Matt M18

TXT




Amantea White 30x90 / 12"x36"
Matt M18

TXT



Valentano White 7x90
P 19

RLV



Maiolica White 7,5x30 / 3"x12"
Matt M20

RLV



Campanile 30x90 / 12"x36"
Matt P39

Set 2 pieces



Maiolica Pearl 7,5x30 / 3"x12"
Matt M22

RLV



Amantea Silver 30x90 / 12"x36"
Matt M18

TXT



Valentano Mix 7x90
P 19

RLV



Maiolica Silver 7,5x30 / 3"x12"
Matt M20

RLV

Perfil Plata Mate 90x1x1 P16

Perfil Oro Mate 90x1x1 P17



Wall tile Caserta White and Campanile 30x90. Floor tile Castrovillari White 60x120.



Amantea White detail.



Wall tile Amantea Pearl 30x90.



Dolce White 30x90 / 12"x36"
☐ Matt M20

TXT



Dolce Pearl 30x90 / 12"x36"
☐ Matt M20

TXT



Dolce Silver 30x90 / 12"x36"
☐ Matt M20

TXT

Shade Variation



Dolce White

MATCHING SERIES

Pcb CASTROVILLARI **W** Caserta / Amantea

Consulta catálogo Porcelánico / Checkout Porcelain Catalogue



Dolce White detail.



Dolce Pearl detail.



Wall tile Dolce Pearl 30x90



Wall tile Dolce Pearl, Amantea Pearl 30x90. Floor tile Castrovillari Gray 65x65.



Pearl
NCS S 1002-Y

White
NCS S 0300-N

Sand
NCS S 1005-Y20R

Mate Matt

CARPI / CARPI MIX CANALETO CAVALLINO

W V2+ TXT R

FORMATS



30x90 / 12"x36"
□ Carpi M17
□ Canaleto M18



30x90 / 12"x36"
□ Cavalino M20



25x50 / 9 23/30"x19 1/2"
○ Carpi Mix M20

SHADE VARIATION




MATCHING SERIES


Pcb Fidenza Consulta catálogo Porcelánico / Checkout Porcelain Catalogue

TECHNICAL SPECIFICATIONS



Wall tile Carpi Sand 30x90 and Carpi Mix Tan 25x50. Floor tile Fidenza Sand 60x120 and Ragusa Umber 20x120.





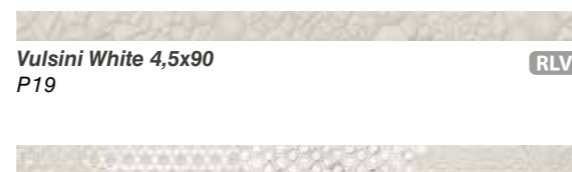
Canaleto White 30x90 / 12"x36"
 ☐ Matt M18

TXT




Carpi Mix White 25x50 / 9²⁷/₃₀"x19¹/₂"
 ○ Matt M10

RLV



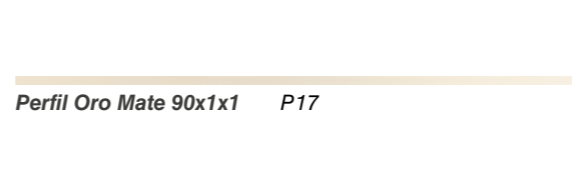
Vulsini White 4,5x90
 P19

RLV



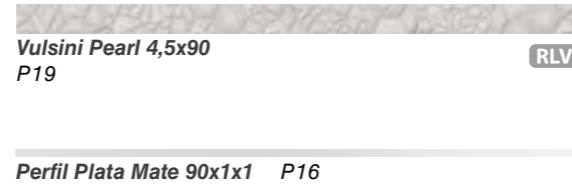
Latemar White 4,5x90
 P19

RLV



Vulsini Sand 4,5x90
 P19

RLV




Perfil Oro Mate 90x1x1 P17



Vulsini Pearl 4,5x90
 P19

RLV

Perfil Plata Mate 90x1x1 P16



Canaleto Sand 30x90 / 12"x36"
 ☐ Matt M18

TXT



Carpi Mix Sand 25x50 / 9²⁷/₃₀"x19¹/₂"
 ○ Matt M10

RLV



Canaleto Pearl 30x90 / 12"x36"
 ☐ Matt M18

TXT



Carpi Mix Pearl 25x50 / 9²⁷/₃₀"x19¹/₂"
 ○ Matt M10

RLV



Carpi, Canaleto and Vulsini Sand detail.



Wall tile Carpi and Canaleto Pearl 30x90. Floor tile Fidenza Pearl 75x75.

CAVALLINO



Cavallino White 30x90 / 12"x36"

☐ Matt M20

TXT



Cavallino Sand 30x90 / 12"x36"

☐ Matt M20

TXT



Cavallino Pearl 30x90 / 12"x36"

☐ Matt M20

TXT

Shade Variation



Cavallino Sand

MATCHING SERIES

Pcb FIDENZA **W** Carpi / Canaletto / Carpi Mix

Consulta catálogo Porcelánico / Checkout Porcelain Catalogue



Cavallino Sand detail.



Cavallino White detail.



Wall tile Cavallino Pearl 30x90



Wall tile Cavallino White, Canaletto White 30x90, Carpi White 30x90

Mate Matt

CORNWALL

W V3 TXT R

FORMATS



30x90 / 12"x36"
Matt M17

SHADE VARIATION

White
NCS S 2002-Y50R

Tan
NCS S 2005-Y50R



Silver
NCS S 3005-Y50R

MATCHING SERIES

Pcb DILUCA P ORIGIN W MAIOLICA

Consulta catálogo Porcelánico / Checkout Porcelain Catalogue


TECHNICAL SPECIFICATIONS



TAU

Wall tile Cornwall White, DC Cornwall White 30x90 and Perfil Negro 1x90. Floor tile Diluca White 20x120.





Cornwall White 30x90 / 12"x36" TXT
 ☐ Matt M17



Dc. Cornwall White 30x90 / 12"x36" RLV
 ☐ Matt M20



Cornwall Tan 30x90 / 12"x36" TXT
 ☐ Matt M17



Dc. Cornwall Tan 30x90 / 12"x36" RLV
 ☐ Matt M20



Cornwall Silver 30x90 / 12"x36" TXT
 ☐ Matt M17



Dc. Cornwall Silver 30x90 / 12"x36" RLV
 ☐ Matt M20



Everton Gold 30x90 / 12"x36" Juego de 2 piezas
 ☐ Matt P 46 Set 2 piezas



Everton Silver 30x90 / 12"x36" Juego de 2 piezas
 ☐ Matt P 46 Set 2 piezas

Perfil Oro Mate 90x1x1 P17

Perfil Plata Mate 90x1x1 P16

Perfil Titanio 90x1x1 P18

Perfil Negro 90x1x1 P18

Perfil Cobre 90x1x1 P18



Cornwall Tan 30x90 detail.

TXT



DC Cornwall Silver 30x90 detail.

RLV



Everton Silver 30x90 detail.



Wall tile Cornwall Tan and DC Cornwall Tan 30x90. Floor tile Diluca Tan 20x120.



Wall tile Cornwall Silver 30x90. Everton Silver 30x90 and Perfil Cobre 1x90. Floor tile Origin Silver 20x120.

Mate Matt

ROADSTONE WALL

W V2+ TXT Rc

FORMATS



30x90 / 12"x36"
Matt M17


White
NCS S 1000N

Linen
NCS S 1002Y50R

Pearl
NCS S 0300-N

Silver
NCS S 0300-N

SHADE VARIATION




TECHNICAL SPECIFICATIONS



Wall tile Roadstone Linen 30X90. RLV Roadstone Gold 30x90

TAU



ROADSTONE WALL Decor



RLV Roadstone Silver 30x90 / 12"x36" Designs 04 RLV
□ Matt M20



RLV Roadstone Gold 30x90 / 12"x36" Designs 04 RLV
□ Matt M20



RLV Roadstone Mix 30x90 / 12"x36" Designs 04 RLV
□ Matt M20



RLV Roadstone Gold detail.



Wall tile Roadstone Wall Silver 30x90 and Roadstone Wall Dc Mix 30x90 Floor tile Bohars Olivo 25x150



Wall tile Rennes White 25x150 and Marolia Coral 7,5x30
Floor tile Fidenza Sand 60x60



Mate Matt

CHANNEL

W V3+ TXT R

FORMATS



30x90 / 12"x36"
Matt M18



25x75 / 10"x30"
Matt M11

Lo podemos encontrar en Catálogo Atelier
We can find it in Atelier Catalog

White
NCS S 1502-Y50R

Linen
NCS S 2005-Y30R

Sand
NCS S 4005-Y20R

Gray
NCS S 0500-N

SHADE VARIATION

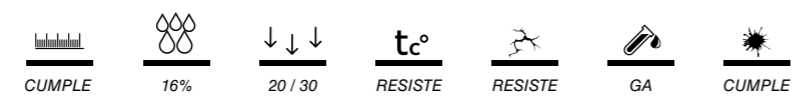


MATCHING SERIES

Pob DILUCA P ORIGIN W DEVON W MAIOLICA

Consulta catálogo Porcelánico / Checkout Porcelain Catalogue

TECHNICAL SPECIFICATIONS



TAU

Wall tile Channel Linen, Sand and DC Channel Mix 30x90. Floor tile Devon Tan 60x60.





RLV Channel White 30x90 / 12"x36" Designs 04
 □ Matt M20



RLV Channel Linen 30x90 / 12"x36" Designs 04
 □ Matt M20



RLV Channel Gray 30x90 / 12"x36" Designs 04
 □ Matt M20



RLV Channel Sand 30x90 / 12"x36" Designs 04
 □ Matt M20



Barton Silver 30x90 / 12"x36" Matt M34



Barton Gold 30x90 / 12"x36" Matt M34

Perfil Cobre 90x1x1 P18

Perfil Oro Mate 90x1x1 P17



RLV Channel Mix 30x90 / 12"x36" Designs 04
 □ Matt M20

Perfil Plata Mate 90x1x1 P16

Perfil Titanio 90x1x1 P18

Perfil Negro 90x1x1 P18





Mate Matt

TRAPANI SISAL

W V2 TXT R

FORMATS

Pearl
NCS S 1002-Y



30x90 / 12"x36"
Trapani M18



30x90 / 12"x36"
Sisal M20

White
NCS S 0300-N

Sand
NCS S 1005-Y20R

Tan
NCS S 2002-Y



Trapani White Detail

MATCHING SERIES

Pcb **FIDENZA** Consulta catálogo Porcelánico / Checkout Porcelain Catalogue


TECHNICAL SPECIFICATIONS

CUMPLE
 16%
 20 / 30
 RESISTE
 RESISTE
 GA
 CUMPLE

TAU

Wall tile Trapani White 30x90. Floor tile Fidenza Linen 75x75.





Cimone Pearl
30x30 / (2,5x1,2) 12"x12"
P21



Cimone White
30x30 / (2,5x1,2) 12"x12"
P21



Cimone Sand
30x30 / (2,5x1,2) 12"x12"
P21



Cimone Tan
30x30 / (2,5x1,2) 12"x12"
P21



Cimone Graphite
30x30 / (2,5x1,2) 12"x12"
P21

Perfil Plata Mate 90x1x1 P16

Perfil Oro Mate 90x1x1 P17



Wall tile Trapani Pearl and Graphite 30x90. Floor tile Fidenza Graphite 60x120.



Wall tile Trapani Pearl 30x90 and Cimone Pearl 30x30.




Sisal Silver 30x90 / 12"x36"
TXT
Matt M20



Sisal Gold 30x90 / 12"x36"
TXT
Matt M20



Sisal Sand 30x90 / 12"x36"
TXT
Matt M20



Sisal Camel 30x90 / 12"x36"
TXT
Matt M20



Sisal Gold detail.



Sisal Camel detail.

MATCHING SERIES

W Trapani Pcb Ragusa Pcb Bohars

Consulta catálogo Porcelánico / Checkout Porcelain Catalogue



Wall tile Sisal Camel 30x90, Trapani Sand 30x90, Maiolica Royalblue 7,5x30 Floor tile Bohars Sand 25x150



Wall tile Sisal Silver 30x90



Wall tile Sisal Sand 30x90.



Brillo Glossy

ALTAMURA WALL

W V2 Rc

FORMATS



30x90 / 12"x36"
M17

SHADE VARIATION

Pearl
NCS S 0500-N

Silver
NCS S 1500-N

Gray
NCS S 4000-N



MATCHING SERIES

P ALTAMURA W MAIOLICA 7,5x30

Consulta catálogo Porcelánico / Checkout Porcelain Catalogue

TECHNICAL SPECIFICATIONS




TAU

Wall tile Altamura Silver 30x90 and RLV Altamura Silver 30x90. Floor tile Altamura Silver 60x120.






RLV Altamura Pearl 30x90 / 12"x36"
 Glossy M20

RLV



RLV Altamura Silver 30x90 / 12"x36"
 Glossy M20


RLV




RLV Altamura Gray 30x90 / 12"x36"
 Glossy M20

RLV




Matera Pearl 30x90 / 12"x36"
 Glossy P22



Matera Silver 30x90 / 12"x36"
 Glossy P22



Matera Gray 30x90 / 12"x36"
 Glossy P22

Perfil Plata Mate 90x1x1 P16

Perfil Plata Brillo 90x1x1 P19

Cenefa Plata 90x2,5 P17



Maiolica Argent 7,5x30 / 3"x12"
 Glossy P7 **RLV**



Wall tile Matera Gray 30x90 and Altamura Pearl 30x90. Floor tile Altamura Pearl 60x120.



Wall tile Altamura Pearl 30x90, Maiolica Argent 7,5x30 and Cenefa Plata 2,5x90. Floor tile Altamura Gray 60x120.



Sand
NCS S 1005-Y20R

Pearl
NCS S 1002-Y

Brillo Glossy

BERLUZZI

W V2 Rc

FORMATS



30x90 / 12"x36"
M17

SHADE VARIATION



MATCHING SERIES

P LEGEND W MAIOLICA 7,5x30

Consulta catálogo Porcelánico / Checkout Porcelain Catalogue

TECHNICAL SPECIFICATIONS

 CUMPLE
  16%
  20 / 30
  RESISTE
  RESISTE
  GA
  CUMPLE

TAU

Wall tile Berluzzi Sand, Iseo Sand 30x90 and Avezzano Sand 7x90. Floor tile Legend Sand 75x75.





Iseo Sand 30x90 / 12"x36"
Glossy M20 RLV




Adua Sand 30x90 / 12"x36"
Glossy P24



Avezzano Sand 7x90
Glossy P20 RLV



Perfil Oro Mate 90x1x1 P17



Perfil Oro Brillo 90x1x1 P19



Cenefa Oro 90x2,5 P17



Maiolica Gold 7,5x30 / 3"x12"
Glossy P7 RLV




Iseo Pearl 30x90 / 12"x36"
Glossy M20 RLV



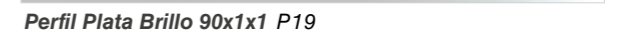
Adua Pearl 30x90 / 12"x36"
Glossy P24



Avezzano Pearl 7x90
Glossy P20 RLV



Perfil Plata Mate 90x1x1 P16




Perfil Plata Brillo 90x1x1 P19



Cenefa Plata 90x2,5 P17



Maiolica Argent 7,5x30 / 3"x12"
Glossy P7 RLV



Wall tile Berluzzi Sand 30x90, Maiolica Gold 7,5x30 and Cenefa Oro 2,5x90. Floor tile Crotone Umber 60x120.



Wall tile Berluzzi Pearl 30x90 and Adua Pearl 30x90. Floor tile Delight Pearl 75x75 (Atelier Catalogue).

Brillo Glossy

CROTONE WALL

W V2 Rc

FORMATS



30x90 / 12"x36"
M17

SHADE VARIATION



Sand
NCS S 1005-Y20R

Tan
NCS S 4005-450R

Umber
NCS S 5010-Y10R

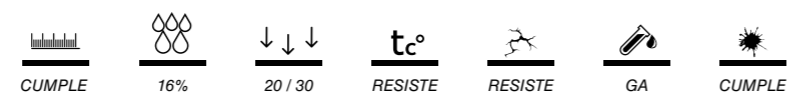


MATCHING SERIES

P CROTONE W MAIOLICA 7,5x30

Consulta catálogo Porcelánico / Checkout Porcelain Catalogue

TECHNICAL SPECIFICATIONS



TAU

Wall tile Crotone Tan 30x90, Crotone Sand 60x120 and Riv Crotone Tan 30x90. Floor tile Tan and Sand 60x120.





RLV Crotone Sand 30x90 / 12"x36" RLV
 □ Glossy M20



RLV Tarento Sand 30x90 / 12"x36" RLV
 □ Glossy M20



RLV Crotone Tan 30x90 / 12"x36" RLV
 □ Glossy M20



RLV Tarento Tan 30x90 / 12"x36" RLV
 □ Glossy M20



RLV Crotone Umber 30x90 / 12"x36" RLV
 □ Glossy M20



RLV Tarento Umber 30x90 / 12"x36" RLV
 □ Glossy M20



Colonna Sand 30x90 / 12"x36"
 □ Glossy P22



Maiolica Gold 7,5x30 / 3"x12"
 ○ Glossy P7 RLV



Maiolica Cooper 7,5x30 / 3"x12"
 ○ Glossy P8 RLV

Perfil Oro Mate 90x1x1 P19

Perfil Oro Brillo 90x1x1 P17

Cenefa Oro 90x2,5 P17



Wall tile Crotone Sand and Colonna Sand 30x90. Floor tile Crotone Sand 60x120.



Wall tile Crotone Tan 30x90 and Maiolica Copper 7,5x30. Floor tile Crotone Tan 60x120.



Mate Matt

NANTES

W V2 R_c

FORMATS



30x90 / 12"x36"
M18

SHADE VARIATION



MATCHING SERIES

P_{cb} BREST P RENNES P_{cb} ROADSTONE SILVER

Consulta catálogo Porcelánico / Checkout Porcelain Catalogue

TECHNICAL SPECIFICATIONS



White
NCS S 0300-N

TAU

Wall tile Nantes White 30x90. Floor tile Casetto Rennes Coffee 90x90.





RLV Nantes White 30x90 / 12"x36"
M20 



RLV Nantes White 30x90 detail



RLV Nantes White 30x90 detail



Wall tile Nantes White and RLV Nantes White 30x90. Floor tile Brest Tan 25x150.



Brillo Glossy

VARENNA WALL

W V2 Rc

FORMATS



30x90 / 12"x36"
M17

SHADE VARIATION



MATCHING SERIES

P VARENNA W MAIOLICA 7,5x30

Consulta catálogo Porcelánico / Checkout Porcelain Catalogue


TECHNICAL SPECIFICATIONS



Carrara
NCS S 0300-N

TAU

Wall tile Varenna Carrara 30x90 and RLV Varenna Carrara 30x90. Floor tile Varenna Carrara 75x75.





RLV Varena Carrara 30x90 / 12"x36"
 □ Glossy M20

RLV



Lazio Carrara 30x90 / 12"x36"
 □ Glossy P20



Scanno Carrara 20x25 / 8"x10"
 ○ Glossy P18 RLV

RLV

Seriación Seriation **SCANNO**



Perfil Plata Mate 90x1x1 P16

Perfil Plata Brillo 90x1x1 P16



Maiolica Argent 7,5x30 / 3"x12"
 ○ Glossy P7 RLV

RLV



Wall tile Varena Carrara and Scanno Carrara 20x25. Floor tile Varena Carrara 60x120.



Wall tile Varena Carrara and Lazio Carrara 30x90. Floor tile Varena Carrara 60x120.



MURADA


Mate Matt
Brillo Glossy

W V1 NR RLV

FORMATS

10x40 / 4"x16"
○ M23

SHADE VARIATION



10 diseños diferentes servidos aleatoriamente.
10 different designs randomly served.

Pedido mínimo 1 caja.
1 box minimum order.

Murada Argent 10x40 / 4"x16"
○ Glossy P13



10 diseños diferentes servidos aleatoriamente.
10 different designs randomly served.

Pedido mínimo 1 caja.
1 box minimum order.

Murada Gold 10x40 / 4"x16"
○ Glossy P13



White
NCS S 0500-N



Ivory
NCS S 1002-G



Silver
NCS S 2502-Y

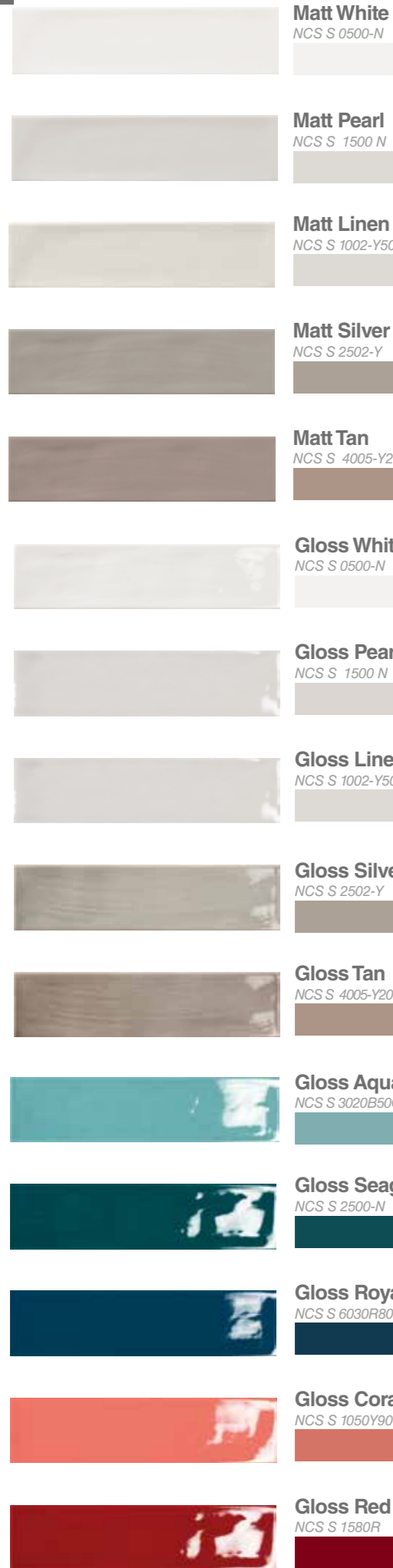
TECHNICAL SPECIFICATIONS



TAU

Wall tile Murada White 10x40 and Murada Silver 10x40.





MAIOLICA

Mate Matt
Brillo Glossy

W V1 NR RLV

FORMATS



7,5x30 / 2 9/16" x 12"

- Gloss and Matt White M20
- Pearl, Linen, Silver, Tan M22
- Aquamarine, Seagreen, Royalblue, Coral, Red M25



SPECIAL PIECES



Pencil 1,25x30 P4

Disponibile in todos los colores y acabados.
Available in all colours and finishes.



Maiolica Argent 7,5x30 / 3"x12"
○ Glossy P7 RLV



Maiolica Gold 7,5x30 / 3"x12"
○ Glossy P7 RLV



Maiolica Cooper 7,5x30 / 3"x12"
○ Glossy P7 RLV



Wall tile Maiolica Coral 7,5x30.

TECHNICAL SPECIFICATIONS



TAU

Wall tile Maiolica Seagreen 7,5x30. Floor tile Roadstone Gray 30x60.



Brillo Glossy

JOIA

W V1 N_R ○ TXT

FORMATS

7,5x30 / 2 9/16" x 12"
○ M29

**JOIA: 8 diseños diferentes
servidos aleatoriamente.**
JOIA: 8 diferent designs
served randomly.



Joia White
NCS S 0300-N



Wall tile Maiolica White and Joia White 7,5x30. Floor tile Terracina White 60x120.



Joia Black
NCS S 9000-N

TECHNICAL SPECIFICATIONS



TAU

Wall tile Joia Black 7,5x30.



PALMARIA

Mate Matt
Brillo Glossy

W V1 NR RLV

FORMATS

7,5x30 / 2 7/8 x 12"

- B. White M20
- B. Black M22
- White M28
- Black M30
- Deco M33



Wall tile Palmaria White 7,5x30 and floor tile Oristano Black 20x120.



White
NCS S 0300-N



Black
NCS S 9000-N



Deco
NCS S 0300-N



B. White
NCS S 0300-N



B. Black
NCS S 9000-N

TECHNICAL SPECIFICATIONS

CUMPLE
 16%
 20 / 30
 RESISTE
 RESISTE
 GA
 CUMPLE

Wall tile Palmaria Black, Palmaria Deco and Fidenza Pearl 60x120. Floor tile Fidenza Pearl 60x120 and Oristano Black 20x120




CLASSIC

Mate Matt
Brillo Glossy

W V1 Nr O RLV

FORMATS



7,5x15 / 3"x6"

○ M19




Wall tile Classic White and Black 7,5x15.




White Gloss
NCS S 0300-N



White Matt
NCS S 0300-N



Black Gloss
NCS S 9000-N



Black Matt
NCS S 9000-N



Cream Gloss
NCS S 0804-Y10R

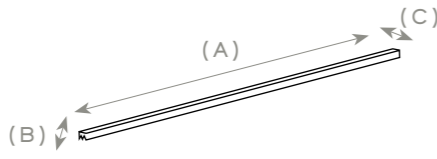
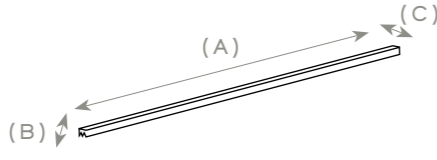
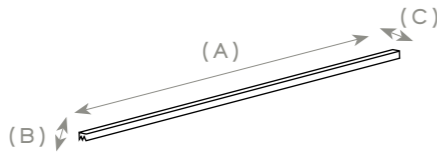
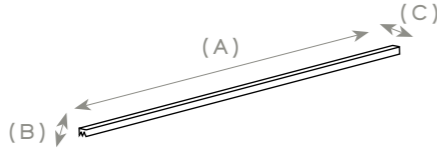
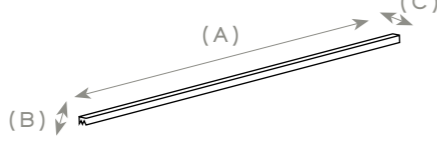
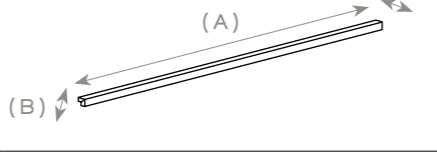
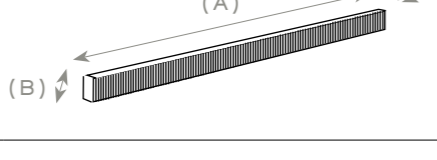
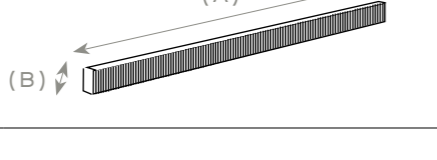
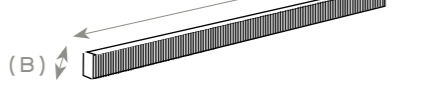
TECHNICAL SPECIFICATIONS



TAU

Wall tile Classic White and Black 7,5x15. Floor tile Heritage Mono 45x45.



PRODUCTO - FORMATO PRODUCT - FORMAT	30x90	40x120 60x120 20x120
PERFIL PLATA MATE PERFIL PLATA BRILLO SILVER MATT PROFILE SILVER GLOSSY PROFILE 	1X90 Mate P16 / Brillo P19 PZ/CJ 10 KG/CJ 2,5 (A) 90 cm (B) 1 cm (C) 1 cm	1X120 Mate P19 / Brillo P20 PZ/CJ 10 KG/CJ 3 (A) 120 cm (B) 1 cm (C) 1 cm
PERFIL ORO MATE PERFIL ORO BRILLO GOLD MATT PROFILE GOLD GLOSSY PROFILE 	1X90 Mate P17 / Brillo P19 PZ/CJ 10 KG/CJ 2,5 (A) 90 cm (B) 1 cm (C) 1 cm	1X120 Mate P19 / Brillo P21 PZ/CJ 10 KG/CJ 3 (A) 120 cm (B) 1 cm (C) 1 cm
PERFIL NEGRO MATE BLACK MATT PROFILE 	1X90 P18 PZ/CJ 10 KG/CJ 2,5 (A) 90 cm (B) 1 cm (C) 1 cm	1X120 P20 PZ/CJ 10 KG/CJ 3 (A) 120 cm (B) 1 cm (C) 1 cm
PERFIL TITANIO 	1X90 P18 PZ/CJ 10 KG/CJ 2,5 (A) 90 cm (B) 1 cm (C) 1 cm	1X120 P20 PZ/CJ 10 KG/CJ 3 (A) 120 cm (B) 1 cm (C) 1 cm
PERFIL COBRE 	1X90 P18 PZ/CJ 10 KG/CJ 2,5 (A) 90 cm (B) 1 cm (C) 1 cm	No disponible Not available
CANTONERA CORNER PIECE 	1,5X90 P28 PZ/CJ 12 KG/CJ 5,5 (A) 90 cm (B) 1,5 cm (C) 1,5 cm	No disponible Not available
CENEFA PLATA SILVER BORDER 	2,5X90 P17 PZ/CJ 12 KG/CJ 5,5 (A) 90 cm (B) 2,5 cm (C) 1,5 cm	4X120 P23 PZ/CJ 12 KG/CJ 11,5 (A) 120 cm (B) 4 cm (C) 1,5 cm
CENEFA ORO GOLD BORDER 	2,5X90 P17 PZ/CJ 12 KG/CJ 5,5 (A) 90 cm (B) 2,5 cm (C) 1,5 cm	4X120 P24 PZ/CJ 12 KG/CJ 11,5 (A) 120 cm (B) 4 cm (C) 1,5 cm
CENEFA BRONCE BRONZE BORDER 	2,5X90 P17 PZ/CJ 12 KG/CJ 5,5 (A) 90 cm (B) 2,5 cm (C) 1,5 cm	No disponible Not available

PERFIL PLATA MATE / BRILLO 90x1x1 / 120x1x1



PERFIL NEGRO 90x1x1 / 120x1x1

PERFIL ORO MATE / BRILLO 90x1x1 / 120x1x1



PERFIL COBRE 90x1x1

PERFIL TITANIO 90x1x1 / 120x1x1



CANTONERA 90x1,5x1,5

Disponible para todas las series de revestimiento en 30x90. Realizada con la base del revestimiento.
Available for all our 30x90 wall tile collections. Made with the plain tile.



CENEFA PLATA 90x2,5



CENEFA ORO 90x2,5



CENEFA BRONCE 90x2,5



CENEFA PLATA 120x4

CENEFA ORO 120x4

PACKING LIST

LISTA DE EMBALAJE

REVESTIMIENTO PASTA BLANCA WHITE BODY WALL TILE								
Serie Collection	Formato Format	Espesor Thickness (mm)	Piezas / caja Pieces / box	m ² /caja Sq.mt. / box	Cajas/palet Boxes / pallet	m ² /palet Sq.mt. / pallet	Kg/caja Kg / box	Kg/palet Kg/ pallet
Disponibles Available	40x120	11	3	1,44	20	28,80	25,5	530
Disponibles Available	30x90	10,5	4	1,08	64	69,12	18,75	1220
Disponibles Available	25x50	8,5	14	1,75	48	84	24,75	1208
Disponibles Available	10x40	9,8	23	0,92	60	55,2	14,64	898,4
Maiolica	7,5x30	9,8	25	0,56	121	67,76	9	1109
Joia / B.Palmaria	7,5x30	9,8	21	0,47	144	67,68	6,9	1013,60
Palmaria	7,5x30	16	18	0,41	144	59,04	7,09	1041
Classic	7,5x15	11,4	44	0,5	120	60	8	980

MOSAICOS Y DECORACIONES MOSAICS AND DECORS			
Nombre Name	Formato Format	Piezas / caja Pieces / box	Kg/caja Kg / box
CIMONE	30x30	6	10
VULSINI	4,5x90	6	5
LATEMAR	4,5x90	6	5
VALENTANO	7x90	6	6,3
AVEZZANO	7x90	11	16,50
PENCIL	1,25x30	10	0,39
MURADA GOLD/ARGENT	10x40	23	14,50
MAIOLICA GOLD/ARGENT/COPPER	7,5x30	21	6,9

TECHNICAL SPECIFICATIONS

ESPECIFICACIONES TÉCNICAS

REVESTIMIENTO PASTA BLANCA WHITE BODY WALL TILE			
GRUPO BIII (GL) Absorción de agua > 10% GROUP BIII (GL) Water absorption > 10%	NORMAS DE ENSAYO STANDARD	VALORES PRESCRITOS NORMA EN 14411 VALUE REQUIRED BY EN 14411 STANDARD	VALOR MEDIO AVERAGE VALUE
Características dimensionales Dimensional features / Caractéristiques dimensionnelles	ISO 10545-2		Cumple la norma Conforms to standard
Absorción de agua Water absorption	ISO 10545-3	> 10%	> 10%
Resistencia a la flexión Modulus of rupture	Resistencia a la flexión Modulus of rupture Fuerza de rotura Breaking strength	ISO 10545-4	> 15 N / mm ² > 600 N Cumple la norma Conforms to standard
Resistencia a la abrasión superficial Resistance to surface abrasion	ISO 10545-7	Clase indicada por el fabricante Abrasion class indicated by the manufacturer	No aplica Not apply
Dilatación térmica lineal Linear thermal expansion	ISO 10545-8	Método de ensayo disponible Test method available	<7,0 x 10 ⁻⁶ °C ⁻¹
Resistencia al choque térmico Thermal shock resistance	ISO 10545-9	Método de ensayo disponible Test method available	Resiste Resists
Resistencia al cuarteo Crazing resistance	ISO 10545-11	Exigida Required	Resiste Resists
Resistencia química Chemical resistance	Ácidos y bases Acids and bases Productos de limpieza y reactivos de piscinas Cleaning products and pool reactive agents	ISO 10545-13	Método de ensayo disponible Test method available Mínimo GB Minimum GB Cumple la norma Conforms to standard Clase GA Class GA
Resistencia a las manchas Resistance to stains	ISO 10545-14	Mínimo clase 3 Minimum class 3	Cumple la norma Conforms to standard

Estimado cliente: le recomendamos que entregue una copia de esta información a los particulares a los que suministre material de la marca TAU Cerámica. Este pequeño esfuerzo se verá recompensado al evitarse posibles reclamaciones de sus clientes. Muchas gracias por su colaboración.

Dear customer, we recommend you give a copy of this information to the people you supply with tau cerámica materials. This will help avoid complaints from your customers. Many thanks for your cooperation.

ALMACENAMIENTO

1 Para garantizar las características de su acabado, el producto suministrado debe mantenerse en su embalaje original hasta el momento de la colocación.

2 Es conveniente evitar el contacto directo con sol y lluvia. Un embalaje deteriorado puede ocasionar algunos desperfectos en las piezas, como roturas, despuntados o manchas difíciles de eliminar.

3 Si el producto va a permanecer almacenado durante un largo período es conveniente hacerlo bajo cubierta.

WAREHOUSING

1 In order to guarantee the characteristics of the finish the product must be kept in its original packaging until the time of fixing.

2 Deterioration in packaging may result in imperfections in the product such as cracking, pitting and staining.

3 If the product is likely to be stored for a long period of time it should be suitably covered.

RECOMENDACIONES DE COLOCACIÓN

1. Aconsejamos la colocación de nuestro material cerámico por parte de personal cualificado, con experiencia demostrada y con posesión de las herramientas y útiles necesarios y adecuados para la colocación.

2. El soporte a revestir debe reunir condiciones adecuadas de rigidez, planeidad, limpieza e impermeabilidad y ser compatible químicamente con el material de agarre a utilizar.

3. En caso de reposición sobre material cerámico preexistente, es conveniente prever elementos que garanticen la adherencia del nuevo recubrimiento.

4. Deberán respetarse en todo caso las juntas estructurales previstas y plantear cuantas juntas de dilatación y perimetrales resulten necesarias y, en cualquier caso, las que resulten exigibles desde el punto de vista normativo.

5. Deberá utilizarse un material de agarre adecuado al tipo de cerámica a colocar. En el caso de Porcelánico, deberá emplearse un material de agarre adecuado a la baja porosidad de este producto. En cualquier caso, se utilizarán materiales de agarre y rejuntado con adecuada elasticidad y altas prestaciones técnicas, mecánicas y químicas.

RECOMMENDATIONS FOR LAYING

1. We recommend that our ceramic tiles should only be laid by qualified professionals with proven experience and in possession of the appropriate tools and equipment for the task.

2. The surface to be tiled must be rigid, flat, clean and impermeable; it should also be chemically compatible with the adhesive material, mortar etc., to be used to lay the tiles.

3. If the new tiles are going to be laid on existing ceramic tiles, elements should be incorporated to ensure that the new covering bonds properly.

4. In every case, all planned structural joints must be taken into account. Include as many expansion and perimeter joints as necessary; in any event, such joints required by current norms and standards must be incorporated.

5. The type of adhesive used must be suitable for the type of ceramic tile to be laid. The low porosity of porcelain tile requires that the adhesive used must be suitable for this type of material. In all cases the adhesives and grouts used must be sufficiently elastic, and have high quality technical, mechanical and chemical specifications.

RECOMENDACIONES DE TRABADO

1. TAU recomienda no trabar a mitad de pieza los siguientes formatos: 30x60, 37,5x75, 30x120, 60x120 y 20x120.

2. En general, desaconsejamos la colocación trabada con un desplazamiento superior a 15 cm. En cualquier caso, el desplazamiento no debe ser superior al 25% de la longitud de la pieza.

RECOMMENDATIONS FOR LAYING PATTERNS

1. TAU recommends not laying half-piece brick bond patterns with the following formats: 30x60, 37,5x75, 30x120, 60x120 y 20x120.

2. In general, we do not recommend brick bond patterns with overlaps of more than 15 cm. In all cases, the overlap should be no more than 25% of the length of the piece.

RECOMENDACIONES DE LIMPIEZA.

1. Una vez concluida la tarea de rejuntado y tras la limpieza de éste, es importante respetar el tiempo de puesta en servicio del recubrimiento, es decir, no limpiar inmediatamente sino dejar secar la obra. Para la limpieza de puesta a punto del suelo cerámico aconsejamos esperar unos 5 días.

2. Se debe proteger el recubrimiento frente al agua y humedad en las primeras fases de maduración y endurecimiento de los materiales de agarre y rejuntado. Especialmente en exteriores y con riesgo de helada.

3. También es conveniente tomar medidas para evitar posibles agresiones mecánicas o químicas producidas por los trabajos posteriores de otros oficios o instalaciones con el fin de proteger la superficie de daños puntuales; por ello se recomienda cubrir el pavimento con cartón grueso o similar.

4. Para la limpieza final del recubrimiento se aconseja utilizar productos compatibles con la resistencia química de las piezas, así como evitar el uso de detergentes sólidos con partículas abrasivas o soluciones que contengan ácido fluorhídrico, pues este ácido ataca el esmalte y produce daños irreparables en la cerámica.

5. La cerámica proporciona un recubrimiento completamente funcional una vez superado el tiempo de maduración de los materiales y requiere muy poco mantenimiento, tan sólo la limpieza cotidiana con agua limpia a la que puede añadirse un detergente de base alcalina. No utilizar ni espátulas metálicas ni estropajos abrasivos para la limpieza del recubrimiento.

RECOMENDATIONS

RECOMENDACIONES

Consulte nuestros tutoriales en
See our tutorials at

www.tauceramica.com

6. En caso de producirse manchas que no puedan ser totalmente eliminadas con un detergente convencional y que requieran la utilización de disolventes o limpiadores específicos, se recomienda consultar previamente la clase de resistencia química de la pieza.

7. Se aconseja no utilizar ceras, aceites o productos similares.

RECOMMENDATIONS FOR CLEANING

1. Once the tiles have been grouted and any excess grout cleaned off, it is important to wait the stipulated time before using the tiled surface; in other words, any cleaning should wait until the tiled surface is completely dry. We recommend waiting 5 days before cleaning in readiness for full use.

2. The newly tiled surface must be protected from water and damp while the adhesive and grouting materials are maturing and hardening. This is particularly important in outside spaces and areas where there is a risk of freezing.

3. Measures should also be taken to protect the newly tiled surface against mechanical or chemical damage resulting from subsequent work by other professionals or later installations. Damage can be prevented by covering the floor tiles with thick cardboard or similar material.

4. For the final cleaning of the tiled surface, the products used should be compatible with the chemical resistance of the tiles. Avoid solid detergents with abrasive particles and solutions containing hydrofluoric acid, which attacks the glaze and causes irreversible damage to the ceramic tile.

5. Ceramic products provide a completely functional, low-maintenance surface once the period has passed during which the adhesives used to lay the tiles have matured or hardened. Daily wiping over with clean water and a little alkaline-based detergent is sufficient. Do not use metal scrapers or abrasive scrubbers to clean the tiles.

6. In the case of stains that cannot be removed completely with regular detergents and that require specific solvents or cleaning products, the tile's chemical resistance properties should be consulted beforehand.

7. The use of waxes, oils or similar products is not recommended.

RECOMENDACIONES PARA LA LIMPIEZA DE DECORADOS Y PIEZAS ESPECIALES.

1. Debido a las características de los metales utilizados en la confección de estos productos, es suficiente utilizar una bayeta húmeda y jabón líquido neutro. Si la pieza llevara protección, no quitarla hasta que el producto esté colocado y limpio.

1. Due to the characteristics of the metals used in the production of these pieces, only a damp cloth and neutral liquid soap are required to clean them. Any protective material should be left on the piece until it is fitted and clean.

TAU

cerámica

TAU aplica una política de continuo desarrollo de sus productos y se reserva el derecho a realizar cambios en los productos, colores, especificaciones técnicas, packings y códigos sin previo aviso.

TAU ha realizado un esfuerzo considerable para que toda la información sea adecuada en el momento de la publicación del catálogo. A causa de las limitaciones del proceso de impresión los colores reproducidos pueden sufrir ligeras variaciones con respecto al producto original. TAU informa que este catálogo tiene validez a nivel informativo y por tanto no se hace responsable de los posibles errores de impresión; reservándose el derecho de realizar modificaciones sin necesidad de preaviso.

TAU operates a policy of continuous development and reserves the right to make changes to its products, colours, engineering specifications, packaging and codes without prior notice.

TAU has taken every effort to ensure that the information contained in the catalogue is correct at the time of publication. Due to the limitations of the printing process, the colours reproduced may vary slightly from the original product. TAU advises that this catalogue is only valid for information purposes and therefore does not accept responsibility for any possible printing errors.

Carrer del Toll, 18 - Onda
12200 Castellón - ESPAÑA
+34 964 56 54 84
tau@tauceramica.com

www.tauceramica.com

EDICIÓN Enero 2020