



CATALOGO PRODOTTI38

CATALOGO
PRODOTTI38



Dado Ceramica

Via Sicilia 21 - 40017 San Matteo della Decima (BO) - Italy

Telefono +39 051 6819611

Telefax export +39 051 6819650

www.dadoceramica.it - info@dadoceramica.it

Follow us:  

EN ISO 9001:2008
EN ISO 14001:2004
EN ISO 50001:2011
OHSAS 18001
UNI EN ISO 14021:2016
GREENGUARD
UPEC




Dado Ceramica

INDICE GENERALE
GENERAL TABLE OF CONTENTS
INDEX GENERAL
HAUPTINHALTSVERZEICHNIS

INDICE A – Z INDEX A - Z	p. 2
INDICE DESIGN DESIGN INDEX	p. 3
RIEPILOGO FORMATI SIZES SUMMARY INDEX PAR FORMATS INDEX-FORMAT	p. 4
COMPANY PROFILE COMPANY PROFILE	p. 8
LA NOSTRA STORIA OUR HISTORY NOTRE HISTOIRE UNSERE GESCHICHTE	p. 10
CERTIFICAZIONI CERTIFICATIONS CERTIFICATIONS ZERTIFIZIERUNGEN	p. 12
LETTURA DEL CATALOGO READING THE CATALOGUE LIRE LE CATALOGUE BERATUNGS LEITFADEN	p. 14
FINITURA FINISHING FINITION OBERFLAECHE	p. 16
MARMI E PIETRE	p. 18
CEMENTI	p. 88
LEGNI	p. 170
WALL DESIGN	p. 210
OUTDOOR SPACES	p. 282
SALE E PEPE	p. 328
CARATTERISTICHE TECNICHE TECHNICAL FEATURES CARACTÉRISTIQUES TECHNIQUES TECHNISCHE MERKMALE	p. 332
CONSIGLI DI POSA, PULIZIA E MANUTENZIONE ADVICE FOR INSTALLATION AND CLEANING CONSEILS DE POSE, DE NETTOYAGE ET D'ENTRETIEN RATSCHLÄGE FÜR DIE VERLEGUNG, REINIGUNG UND WARTUNG	p. 335
CONDIZIONI GENERALI DI VENDITA GENERAL CONDITIONS OF SALE CONDITIONS GÉNÉRALES DE VENTE VERKAUFSBEDINGUNGEN	p. 342

CATALOGO PRODOTTI38



Dado Ceramica

AKABA	p. 190
ASPEN	p. 34
ASPEN OUT	p. 316
BASIC 20x45	p. 262
BASIC	p. 120
BASIC DEVELOPMENT	p. 130
BRICK ONE	p. 210
CEMENTI	p. 144
CEMENTINE	p. 274
EASY LINE	p. 266
EMOTION	p. 154
EMOTION OUT	p. 320
ESSENZE	p. 180
FABRIC	p. 134
GARE DU NORD	p. 88
GIGA	p. 164
HARMONY	p. 238
IKON	p. 170
LANDSCAPE	p. 60
MARMI PREGIATI	p. 18
NATURAL COLOR	p. 270
OUTDOOR	p. 282
PIETRA DI BAVIERA	p. 56
PIETRA DI VALS	p. 46

PIETRA DI VALS OUT	p. 324
PLANET	p. 258
QUARRY	p. 66
ROCCIA	p. 328
SALE E PEPE	p. 328
SASSONE	p. 302
SCOUT	p. 84
SIERRA	p. 200
SMOT 20x60	p. 254
SMOT	p. 100
SOHO	p. 242
STONE BLEND	p. 76
STONE MIX	p. 312
TAVELLONE	p. 306
TOUCHFEEL	p. 110
UNICOLOR	p. 278
UNIVERSAL OAK	p. 176
VILLAGE COLOR	p. 234
VINCI	p. 246
WAKE UP	p. 250
WALLPAPERS	p. 218

MARMI E PIETRE

MARMI PREGIATI	p. 18
ASPEN	p. 34
PIETRA DI VALS	p. 46
PIETRA DI BAVIERA	p. 56
LANDSCAPE	p. 60
QUARRY	p. 66
STONE BLEND	p. 76
SCOUT	p. 84

CEMENTI

GARE DU NORD	p. 88
SMOT	p. 100
TOUCHFEEL	p. 110
BASIC	p. 120
BASIC DEVELOPMENT	p. 130
FABRIC	p. 134
CEMENTI	p. 144
EMOTION	p. 154
GIGA	p. 164

LEGNI

IKON	p. 170
UNIVERSAL OAK	p. 176
ESSENZE	p. 180
AKABA	p. 190
SIERRA	p. 200

WALL DESIGN

BRICK ONE	p. 210
WALLPAPERS	p. 218
VILLAGE COLOR	p. 234
HARMONY	p. 238
SOHO	p. 242
VINCI	p. 246
WAKE UP	p. 250
SMOT	p. 254
PLANET	p. 258
BASIC	p. 262
EASY LINE	p. 266
NATURAL COLOR	p. 270
CEMENTINE	p. 274
UNICOLOR	p. 278

OUTDOOR SPACES

OUTDOOR	p. 282
SASSONE	p. 302
TAVELLONE	p. 306
STONE MIX	p. 312
ASPEN OUT	p. 316
EMOTION OUT	p. 320
PIETRA DI VALS OUT	p. 324

SALE E PEPE

SALE E PEPE	p. 328
ROCCIA	p. 328

INFO

p. 332

Dado Ceramica	20x20 - 8"x8"	20x40 - 8"x16"	20x45 - 8"x18"	20x60 - 8"x24"	20,5x83 - 8"x33" RT	25x75 - 10"x30"	30,5x30,5 - 12"x12"	7,4x31 - 3"x12"	15,3x31 - 6"x12"	31x31 - 12"x12"	31x62 - 12"x24"	5x60 - 2"x24" RT	10x60 - 4"x24" RT	15x60 - 6"x24" RT	29,5x59 - 11,5"x23" RTH	29,5x59 - 11,5"x23" RTL	30x60 - 12"x24" RT	30x60 - 12"x24" RTLC	45x45 - 18"x18"	59x59 - 23"x23" RTH	59x59 - 23"x23" RTL	60x60 - 24"x24" RT	60x60 - 24"x24" RTLC	59x118 - 23"x46,5" RTH	59x118 - 23"x46,5" RTL	60x120 - 24"x48" RT	60x120 - 24"x48" RTLC	20x120 - 8"x48" RT	20x122 - 8"x48" RT	30x120 - 12"x48" RT	30x122 - 12"x48" RT	27x163 - 10,5"x64" RT	80x80 - 32"x32" RT	80x80 - 32"x32" RTL	80x80 - 32"x32" RTLC	81x81 - 32"x32" RT	80x160 - 32"x63" RTL	81x162 - 32"x64" RT																	
AKABA																																																							
ASPEN																																																							
ASPEN OUT																																																							
BASIC 20x45																																																							
BASIC																																																							
BASIC DEVELOPMENT																																																							
BRICK ONE																																																							
CEMENTI																																																							
CEMENTINE																																																							
EASY LINE																																																							
EMOTION																																																							
EMOTION OUT																																																							
ESSENZE																																																							
FABRIC																																																							
GARE DU NORD																																																							
GIGA																																																							
HARMONY																																																							
IKON																																																							
LANDSCAPE																																																							
MARMI PREGIATI																																																							
NATURAL COLOR																																																							
PIETRA DI BAVIERA																																																							
PIETRA DI VALS																																																							
PIETRA DI VALS OUT																																																							
PLANET																																																							
QUARRY																																																							
ROCCIA																																																							
SALE E PEPE																																																							
SASSONE																																																							
SCOUT																																																							
SIERRA																																																							
SMOT 20x60																																																							
SMOT																																																							
SOHO																																																							
STONE BLEND																																																							
STONE MIX																																																							
TAVELLONE																																																							
TOUCHFEEL																																																							
UNICOLOR																																																							
UNIVERSAL OAK																																																							
VILLAGE COLOR																																																							
VINCI																																																							
WAKE UP																																																							
WALLPAPERS																																																							

RT
rettificato
rectified
rectifié
rektifiziert

RTH
rettificato/**Honed plus+**
rectified/**Honed plus+**
rectifié/**Honed plus+**
rektifiziert/**Honed plus+**

RTL
rettificato/**Lappato plus+**
rectified/**Lappato plus+**
rectifié/**Lappato plus+**
rektifiziert/**Lappato plus+**

RTLC
rettificato/lappato in cresta
rectified/honed on the ridge
rectifié/Lappato sur la crête
rektifiziert/Halb-polier

RIEPILOGO FORMATI • SIZES SUMMARY • INDEX PAR FORMATS • INDEX-FORMAT

OUTDOOR	17 mm - 11/16"	17 mm - 11/16"	20 mm - 3/4"	20 mm - 3/4"	30 mm - 1 1/4"
	40,5x81 - 16"x32"	81x81 - 32"x32"	45x45 - 18"x18"	60x60 - 24"x24"	60x60 - 24"x24"
COUNTRY BLACK SLATE				•	
COUNTRY GREY SLATE				•	
SCOUT BEIGE	•	•	•	•	•
SCOUT BLACK				•	•
SCOUT FOG	•	•	•	•	
SCOUT SMOKE	•	•	•	•	•
SCOUT WHITE				•	
ULTRA ASPEN ANTRACITE	•	•		•	•
ULTRA ASPEN BIANCO				•	
ULTRA ASPEN FUMÈ				•	
ULTRA ASPEN GRIGIO	•	•		•	•
ULTRA BARGE				•	
ULTRA BASIC GREY			•	•	•
ULTRA BAVIERA				•	
ULTRA BLACK	•	•	•	•	
ULTRA CONTEMPORARY BROWN				•	•
ULTRA CONTEMPORARY LIGHT GREY				•	•
ULTRA CULT GREY				•	
ULTRA ESSENZE CANNELLA	•				
ULTRA ESSENZE GELSOMINO	•		•		
ULTRA ESSENZE SANDALO	•				
ULTRA ESSENZE VANIGLIA	•		•		
ULTRA GARE GRAPHITE				•	•
ULTRA GARE SAND				•	•
ULTRA LANDSCAPE DAY				•	
ULTRA LANDSCAPE NIGHT				•	•
ULTRA MUSTANG	•	•	•	•	•
ULTRA SLATE GREY				•	
ULTRA UNIVERSAL OAK	•				
ULTRA VALS DARK				•	
ULTRA VALS LIGHT				•	
ULTRA WOOD			•	•	



Dado Group è un gruppo industriale italiano che produce e commercializza rivestimenti in bicottura atomizzata e pavimenti in gres porcellanato. Grazie all'utilizzo delle più moderne tecnologie e l'esperienza decennale di persone dedicate con passione alla ricerca di design e della qualità, soddisfiamo le esigenze dei nostri clienti in tutto il mondo.

Dado Group



Dado Group is an industrial group based in Italy that manufactures and sells double-fired wall tiles and porcelain stoneware tiles. Thanks to the use of the most modern technologies and the decennial know-how of people dedicated with passion to the research of design and quality, we meet the needs of our customers all over the world.

Dado Group est un groupe industriel italien qui fabrique et vend de revêtements en biccuisson atomisé et de sols en grès cérame émaillé. Grâce à l'utilisation des technologies les plus modernes et une expérience décennale de personnes dévouées avec passion en quête de design et de qualité, nous répondons aux besoins de nos clients partout dans le monde.

Dado Group



Dado Group ist eine italienische Industriegruppe die Wandfliesen aus atomisiertem Zweibrandverfahren und Bodenfliesen aus glasiertem Feinsteinzeug produziert. Dank der Verwertung der modernsten Technologien und der jahrzehntenlangen Erfahrung von Fachleuten die sich leidenschaftlich der Forschung von Design und Qualität widmen, ist Dadogroup in der Lage die Beduerfnisse einer weltweiten Kundschaft zu erfullen.

RICERCA E SVILUPPO • RESEARCH AND DEVELOPMENT

Prestando sempre la massima attenzione alle nuove soluzioni tecnologiche ed alle tendenze di mercato, la nostra area ricerca e sviluppo raccoglie costantemente idee e le elabora affinché divengano prototipi capaci di ispirare nuove superfici ed ambienti con la solita minuziosa attenzione alla qualità sostenibile.

While paying the utmost attention to technological innovations, our research and development department constantly collects ideas and processes them to become prototypes capable of inspiring new surfaces and environments with the usual meticulous attention to sustainable quality.

PRODOTTI • PRODUCTS

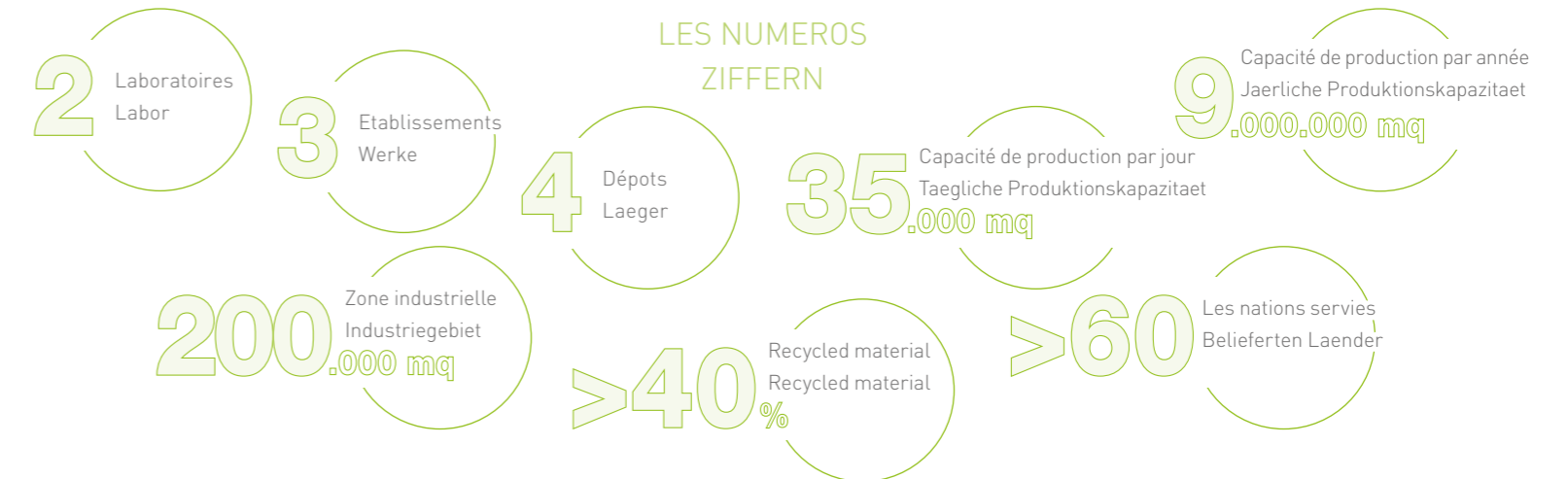
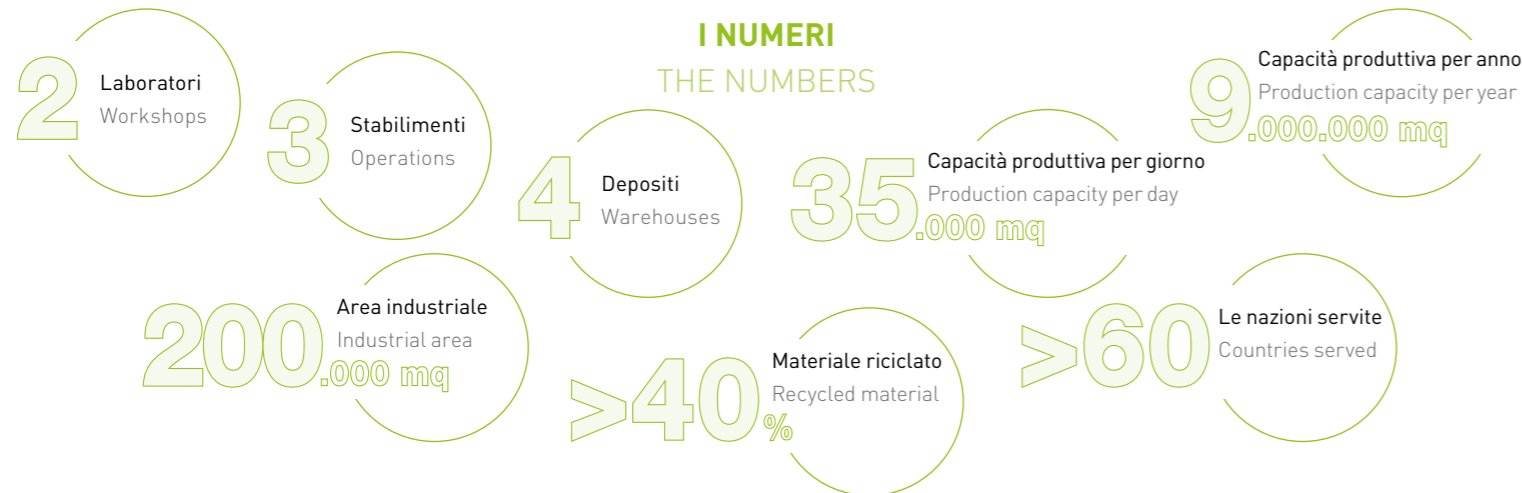
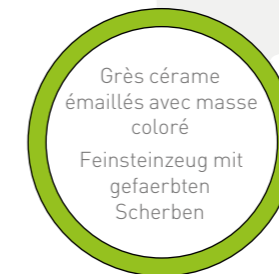
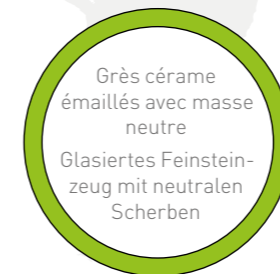


RECHERCHE ET DÉVELOPPEMENT • UNTERSUCHUNG UND ENTWICKLUNG

Toujours attentifs aux nouvelles solutions technologiques et aux tendances du marché, notre domaine de recherche et développement rassemble constamment des idées et des processus pour en faire des prototypes capables d'inspirer de nouvelles surfaces et de nouveaux environnements avec une méticuleuse attention à une qualité durable.

Immer mit der groessten Aufmerksamkeit zu den neuen technologischen Loesungen und zu den letzten Markttrends, sammelt unsere technische Abteilung durchgehend neue Ideen und Reize und entwickelt damit Prototypen die neuen Oberflaechen und optische Einstellungen mit der gebotenen Sorgfalt fuer die nachhaltige Qualitaet inspirieren koennen.

PRODUITS • PRODUKTEN



MISSION

Il nostro impegno quotidiano e la nostra esperienza e professionalità sono tutte concentrate al miglioramento degli ambienti e delle persone, proiettandoci verso il futuro con un ruolo da protagonista nel rispetto delle nuove generazioni.

Our daily commitment and our experience and professionalism are focused on improving the environment and people, projecting us towards the future with a leading role in respecting the new generations.

MISSION

Notre engagement quotidien, notre expérience et notre professionnalisme sont tous concentrés sur l'amélioration des environnements et des personnes, en se projetant vers l'avenir avec un rôle moteur dans le respect des nouvelles générations.

Unser taegliches Engagement, unsere langjaehrige Erfahrung und unsere Professionalitaet sind konzentriert auf die Verbesserung der Umwelt und der Wohnmoeglichkeiten der Personen, selbstverstaendlich mit Aufmerksamkeit fuer die Zukunft und mit Respekt fue die neuen Generationen.



Dado Ceramica

Dado Ceramica è un'industria ceramica **produttrice di piastrelle in grès porcellanato e bicottura** per tutti gli usi architettonici: **residenziali e commerciali**. Nasce nel 1980 a San Matteo della Decima (Bologna) al centro del comprensorio produttivo ceramico della regione Emilia-Romagna. Da 39 anni Dado Ceramica è una realtà in continua evoluzione estetica e tecnologica. Il suo stile **Made in Italy** è diffuso in tutti i principali mercati internazionali ed è da sempre una presenza stabile ed inconfondibile nel mercato italiano.

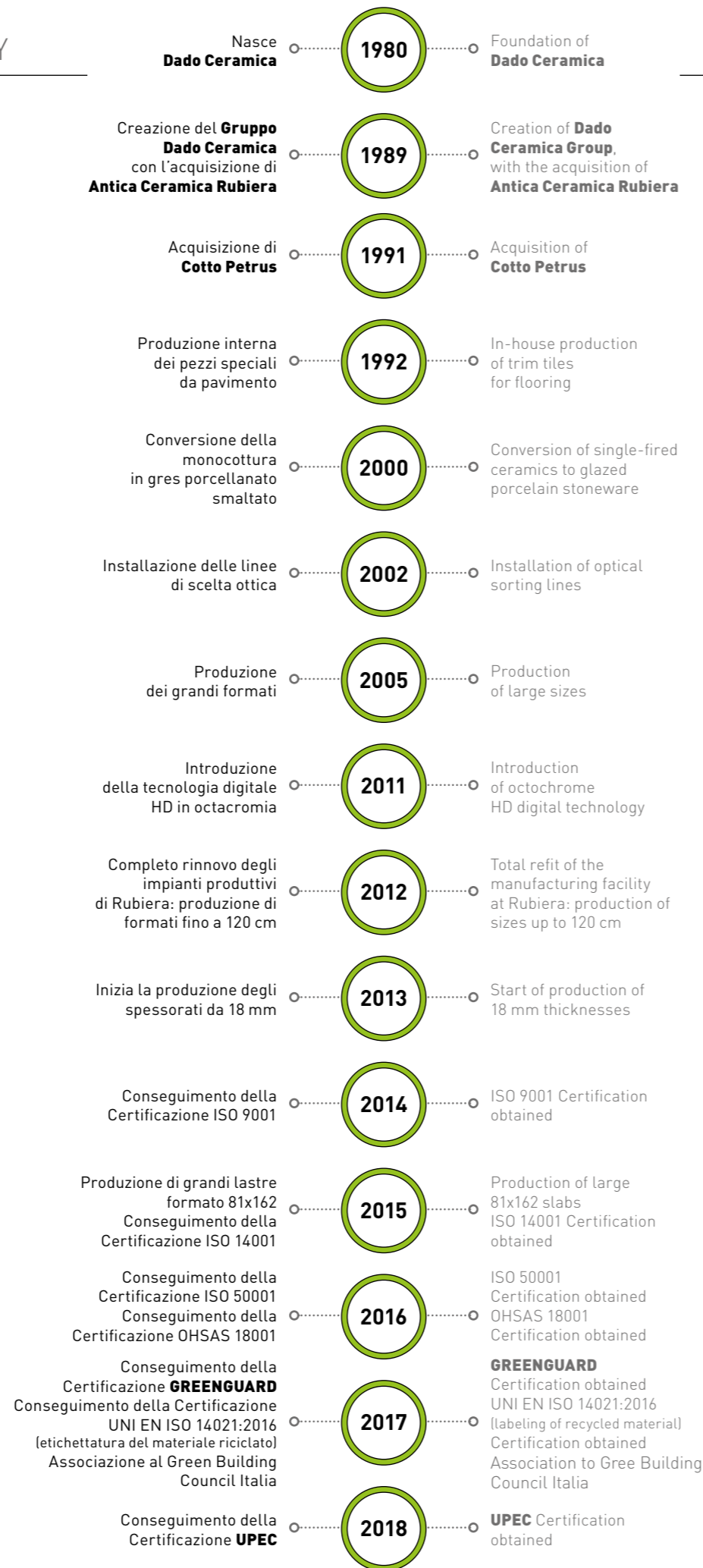
Grazie ai continui investimenti in tecnologie produttive, ricerca e sviluppo, nel tempo si è affiancata la gamma di **grès porcellanato da pavimento e rivestimento** alla rinomata tradizione produttiva della **bicottura da rivestimento**. La produzione Dado Ceramica è ora un vero caleidoscopio di superfici ceramiche, un dialogo tra colore e materia, tra textures e decori, formati e grafiche, **per personalizzare gli spazi con stile e qualità**.

Dado Ceramica è la capofila di **ecodado+™** Group formato dalla collaborazione industriale e commerciale di **Dado Ceramica, Antica Ceramica Rubiera e Cotto Petrus**.

Dado Ceramica is a ceramics company that manufactures **porcelain stoneware and double-fired tiles** for both **residential and commercial settings**. Founded in 1980 in San Matteo della Decima (Bologna), in the heart of the ceramic manufacturing district of the Emilia Romagna region, for the last 39 years it has been evolving constantly in terms of both design and technology. The company's **Italian style and craftsmanship** has gained a foothold on all the main international markets, and has been a stable, distinctive presence on the Italian market since its foundation.

Traditionally known for its **double-fired wall tiles**, thanks to ongoing investments in production technologies, research and development, over the years the company has added a range of **porcelain stoneware floor and wall tiles**. Dado Ceramica today manufactures a kaleidoscope of ceramic surfaces, in which colour engages with material, texture with decorations and sizes with graphics for a quality, stylish way to bring a personal touch to any setting.

Dado Ceramica leads the **ecodado+™** Group in which it cooperates along with **Antica Ceramica Rubiera and Cotto Petrus**.



Dado Ceramica

Dado Ceramica est une industrie céramique productrice de **carreaux en grès cérame et en bicuison** pour toutes les applications de l'architecture: **résidentielles et commerciales**. Créée en 1980 à San Matteo della Decima (Bologne) en plein coeur de la zone de production céramique par excellence de la région italienne de l'Émilie-Romagne, depuis 39 ans, Dado Ceramica n'a cessé de poursuivre son évolution esthétique et technologique. La renommée de son style **Made in Italy** n'est désormais plus à faire sur les principaux marchés internationaux. Quant au marché italien, sa présence y est depuis toujours stable et la qualité de ses produits incomparable.

À la traditionnelle production de **bicuison pour carrelage mural**, elle a ajouté une gamme de **grès cérame destinée au revêtement de sols et murs**. La production Dado Ceramica est aujourd'hui un véritable caleidoscope de surfaces céramiques, un dialogue entre couleur et matière, entre textures et décors, formats et graphismes, **pour personnaliser les espaces avec style et qualité**.

Dado Ceramica è est chef de file di **ecodado+™** Group fruit de la collaboration industrielle et commerciale entre **Dado Ceramica, Antica Ceramica Rubiera et Cotto Petrus**.

Dado Ceramica ist ein Keramikunternehmen, das **Feinsteinzeug- und Zweibrandfliesen** für alle Einsatzbereiche der Architektur erzeugt - **den Wohnbereich und Geschäftsbereiche**. Das Unternehmen entstand 1980 in San Matteo della Decima (Bologna) im Herzen des Keramikproduktionsgebiets der Region Emilia-Romagna. Seit 39 Jahren entwickelt sich Dado Ceramica in ästhetischer und technologischer Hinsicht unaufhörlich weiter. Der **typisch italienische** Stil ist auf den wichtigsten internationalen Märkten vertreten und nimmt seit jeher eine stabile, unverwechselbare Position auf dem italienischen Markt ein.

Mit der Zeit wurde die renommierte Technologie des **Zweibrandverfahrens** durch das Sortiment des **Feinsteinzeugs im Bodenbereich integriert**. Heute stellt die Produktion von Dado Ceramica ein wahres Kaleidoskop aus Keramikoberflächen dar, das bedeutet einen Dialog zwischen Farbe und Material, Texturen und Dekorationen, Formaten und Grafiken, um **die Räume mit Stil und Qualität am besten zu gestalten. Dafür muessen wir die Leitung des Betriebs bedanken die staendig und ununterbrochen Investitionen in den Anlagen und in der faechlichen Untersuchung geplant hat**.

Dado Ceramica steht an der Spitze der aus der industriellen und kommerziellen Zusammenarbeit von **Dado Ceramica, Antica Ceramica Rubiera und Cotto Petrus** entstandenen **ecodado+™** Group



Dado Group ha sempre ritenuto che la qualità del proprio servizio fosse il fondamento del successo commerciale dell'Azienda ed ha quindi ritenuto opportuno istituire un **Sistema di Gestione per la Qualità**, con l'obiettivo di migliorare continuamente il grado di soddisfazione dei propri Clienti. In quest'ottica, nel mese di luglio **2014**, Dado Group ha ottenuto dall'ente TÜV Austria Cert GmbH la certificazione che attesta la conformità dell'organizzazione aziendale ai requisiti della norma **UNI EN ISO 9001**. L'azienda ha implementato inoltre un Sistema di Gestione Ambientale ottenendo nel **2015** la certificazione che attesta la conformità ai requisiti della norma **ISO 14001**. Nel **2016** è stata ottenuta la conformità ai requisiti della norma **UNI CEI EN ISO 50001:2011 Sistemi di Gestione dell'Energia**, consentendo a Dado Group il miglioramento continuo della propria prestazione energetica, comprendendo in questa l'efficienza energetica nonché il consumo e l'uso dell'energia. I controlli previsti da queste normative sono i più accurati e comprendono tutte le funzioni aziendali: la progettazione, gli approvvigionamenti, i controlli sui prodotti e sul processo produttivo, la commercializzazione, l'assistenza post-vendita per tutti i marchi commerciali. Sempre nel **2016** è stata ottenuta anche la certificazione **OH SAS 18001**, che si occupa di salute e sicurezza dei lavoratori, assicurando l'ottemperanza ai requisiti previsti per i Sistemi di Gestione della Salute e Sicurezza sul Lavoro. Nel **2017** è stata ottenuta la certificazione **UNI EN ISO 14021:2016** (etichettatura del materiale riciclato). Ancora nel **2017** Dado Group si è associata al **Green Building Council Italia**, organismo indipendente che ha come obiettivo la diffusione di una cultura dell'edilizia sostenibile ed in particolare la promozione del sistema di certificazioni **LEED Leadership in Energy and Environmental Design**.

I prodotti di Dado Group contengono almeno il **40% di materia prima riciclata** e consentono ai loro utilizzatori di accedere ai crediti LEED. Sempre nel **2017** Dado Group ha ottenuto la **Certificazione Greenguard** grazie alla produzione di materiali ceramici per l'edilizia che soddisfano i più severi **limiti sulle emissioni chimiche** e di **Composti Organici Volatili (VOCs)**. L'azienda risulta conforme agli standard richiesti per il miglioramento della **Qualità dell'Aria in ambienti Interni (IAQ)**.

Nel **2018** Dado Group ha conseguito anche la certificazione **UPEC**. Questa, attraverso severi test, permette di identificare i prodotti più adatti ad un uso specifico in base alle proprie caratteristiche tecniche e rispecchia gli elevati standard qualitativi raggiunti dal gruppo attraverso gli investimenti nelle più moderne tecnologie e nel rispetto dell'ambiente.

Le certificazioni rappresentano il **coronamento di un'esperienza pluriennale** ed il riconoscimento dell'**impegno costante** che l'azienda ha posto nella ricerca della qualità come fattore strategico prioritario. In accordo con la politica della qualità opera **la sezione di verifica ed archiviazione dei campioni base e della produzione corrente**; questa sezione controlla costantemente le **caratteristiche tecniche ed estetiche** della produzione e la loro **conformità** con i campioni base per assicurare la massima qualità e precisione nella fornitura.

Dado Group has always considered the quality of the service provided as the foundation of the company's success, so the Group has decided to implement a **Quality Management System**, with a view to constantly boosting customer satisfaction. With this objective in mind, in July **2014**, Dado Group obtained, from TÜV Austria Cert GmbH, the certification that the Group's corporate organisation complies with the requisites of the **UNI EN ISO 9001 standard**. The company has also implemented an Environmental Management System, and in **2015**, it obtained the certification of compliance with the requisites of the **ISO 14001 standard**.

In **2016**, compliance was obtained with the requirements of the **UNI CEI EN ISO 50001:2011 Energy Management Systems standard**, allowing Dado Group to continually improve its energy performance, in terms of both energy efficiency and the use and consumption of energy. The checks provided for under these regulations are particularly rigorous, and regard all company departments and functions: planning and design, provisioning, checks on products and the production process, sales, post-sales assistance for all brands. In **2016**, the Group also obtained **OH SAS 18001 certification**, which regards the health and safety of workers, guaranteeing compliance with the requisites contemplated for Workplace Health and Safety Management Systems. In **2017**, the Group obtained both **UNI EN ISO 14021:2016 certification** (labelling of recycled material).

In **2017**, Dado Group became a member of **Green Building Council Italia**, an independent body that seeks to spread a sustainable building culture, and in particular, to promote the **LEED Leadership in Energy and Environmental Design certification system**. Dado Group products contain at least **40% of recycled raw materials**, allowing users to obtain LEED credits. In 2017, Dado Group obtained **Greenguard Certification**, thanks to the production of ceramic materials for the building industry, which **comply with the strictest limits governing chemical emissions and Volatile Organic Compounds (VOCs)**. The company complies with the standards requested for the improvement of **Indoor Air Quality (IAQ)**.

In **2018** Dado Group obtained the UPEC certification. This, through strict tests, allows to identify the most suitable products for a special use based on their technical features and reflects the high quality standards achieved by the group through the investments in latest technologies and environment respect.

These certifications are the **crowning glory of many years' experience**, and acknowledge the **company's constant commitment** to quality, the strategic factor that is top priority for Dado Group. In accordance with the corporate quality policy, there is a **section that checks and files base samples and samples of the current production**; this section constantly monitors **the technical and aesthetic characteristics** of the products, **ensuring they comply with the base samples** in order to guarantee completely accurate, quality supplies.

These certifications are the **crowning glory of many years' experience**, and acknowledge the **company's constant commitment** to quality, the strategic factor that is top priority for Dado Group. In accordance with the corporate quality policy, there is a **section that checks and files base samples and samples of the current production**; this section constantly monitors **the technical and aesthetic characteristics** of the products, **ensuring they comply with the base samples** in order to guarantee completely accurate, quality supplies.



EN ISO 9001:2008
 EN ISO 14001:2004
 EN ISO 50001:2011
 OHSAS 18001
 UNI EN ISO 14021:2016
 GREENGUARD
 UPEC

Dado Group a toujours pensé que la qualité du service offert était à la base de la réussite commerciale de son activité. C'est pourquoi elle a jugé opportun de mettre en place un **système de gestion de la qualité**, dans le but d'améliorer continuellement le niveau de satisfaction de ses clients.

Ainsi, en juillet **2014**, Dado Group a obtenu de la part de TÜV Austria Cert GmbH la certification attestant que son fonctionnement et son organisation sont conformes aux critères énoncés par la norme **UNI EN ISO 9001**. L'entreprise a également mis en place un système de gestion environnementale, confirmé en **2015** par l'obtention de la certification attestant sa conformité aux critères énoncés par la norme **ISO 14001**.

En **2016**, elle a obtenu la conformité aux critères énoncés par la norme **UNI CEI EN ISO 50001:2011 "Systèmes de gestion de l'énergie"**, permettant à Dado Group de continuer à améliorer ses performances énergétiques comprenant l'efficacité énergétique ainsi que la consommation et l'utilisation de l'énergie. Toujours en **2016**, nous avons obtenu la **certification OH SAS 18001**, qui s'occupe de la santé et de la sécurité des travailleurs, en assurant la conformité et le respect des exigences prévues par le Système de Gestion pour la santé et la sécurité sur les lieux de travail. En **2017** nous avons obtenu soit la Certification **UNI EN ISO 14021:2016** (étiquetage du matériel recyclé). En **2017**, Dado Group s'associe au **Green Building Council Italia**, organisme indépendant qui a comme objectif la diffusion d'une culture de la construction durable et, notamment, la promotion du système de certifications **LEED (Leadership in Energy and Environmental Design)**. Les produits de Dado Group contiennent au moins **40% de matière première recyclée** et permettent à leurs utilisateurs d'accéder aux crédits LEED. Également en **2017**, le Dado Group a obtenu la **Certification Greenguard** grâce à la production de matériaux de construction en céramique respectant les **limites les plus strictes en matière d'émissions chimiques et de composés organiques volatils (COV)**. La société a bien été considérée conforme aux normes requises pour améliorer la **qualité de l'air dans les environnements intérieurs (QAI)**.

En **2017** nous avons obtenu soit la Certification **UNI EN ISO 14021:2016** (étiquetage du matériel recyclé).

En **2017**, Dado Group s'associe au **Green Building Council Italia**, organisme indépendant qui a comme objectif la diffusion d'une culture de la construction durable et, notamment, la promotion du système de certifications **LEED (Leadership in Energy and Environmental Design)**. Les produits de Dado Group contiennent au moins **40% de matière première recyclée** et permettent à leurs utilisateurs d'accéder aux crédits LEED.

Également en **2017**, le Dado Group a obtenu la **Certification Greenguard** grâce à la production de matériaux de construction en céramique respectant les **limites les plus strictes en matière d'émissions chimiques et de composés organiques volatils (COV)**. La société a bien été considérée conforme aux normes requises pour améliorer la **qualité de l'air dans les environnements intérieurs (QAI)**.

En **2018**, Dado Group a également obtenu la certification **UPEC**. Grâce à des tests rigoureux, elle permet d'identifier les produits les plus appropriés pour un usage spécifique en fonction de leurs caractéristiques techniques et reflète les hauts standards de qualité atteints par le groupe grâce à des investissements dans les technologies les plus modernes et dans le respect de l'environnement.

Les certifications représentent **l'aboutissement de nombreuses années d'expérience** et la reconnaissance de **l'engagement constant** de l'entreprise dans la recherche de la qualité en tant que facteur stratégique prioritaire. Conformément à la politique de qualité, **la section de vérification et de classement des échantillons de base et de la production en cours** travaille pour surveiller constamment les **caractéristiques techniques et esthétiques** de la production et leur **conformité** avec les échantillons de base, pour assurer la plus haute qualité et la plus grande précision dans la livraison.

Dado Group vertritt seit jeher die Auffassung, dass die Qualität der Dienstleistungen die Grundlage für den wirtschaftlichen Erfolg des Unternehmens darstellt. Daher wurde es als angemessen betrachtet, ein **Qualitätsmanagementsystem** mit dem Ziel aufzubauen, die Zufriedenheit der Kunden kontinuierlich zu verbessern. In diesem Zusammenhang hat die Dado Ceramica S.r.l. von der TÜV Austria Cert GmbH die Zertifizierung erhalten, dass die Unternehmensorganisation den Anforderungen der Norm **UNI EN ISO 9001** entspricht.

Das Unternehmen hat auch ein Umweltmanagementsystem eingeführt, das im Jahr **2015** nach **ISO 14001** zertifiziert wurde. Im Jahr **2016** erhielt die Dado Group weiterhin die Zertifizierung nach der Norm **UNI CEI EN ISO 50001:2011 "Energiemanagementsysteme"**, was die dauerhafte Verbesserung der energiebezogenen Leistung erlaubt, wozu insbesondere die Energieeffizienz und die Senkung des Energieverbrauchs gehören. Immer im Jahr **2016** haben wir die Bescheinigung **OH SAS 18001** erhalten die sich um die Gesundheit und Sicherheit der Arbeiter kümmert. Hiermit sind wir in der Lage die Einhaltung der vorausgesetzten Anforderungen zu bestaetigen die sich auf die Mangement Systems von Gesundheit und Sicherheit beziehen.

Immer im Jahr **2016** haben wir die Bescheinigung **OH SAS 18001** erhalten die sich um die Gesundheit und Sicherheit der Arbeiter kümmert. Hiermit sind wir in der Lage die Einhaltung der vorausgesetzten Anforderungen zu bestaetigen die sich auf die Mangement Systems von Gesundheit und Sicherheit beziehen.

Im Jahr **2017** haben wir sowohl die Bescheinigung **UNI EN ISO 14021:2016** (Beschriftung der Ware die aus dem Recycling Verfahren herkommt) wie auch das Singapore Green Label erhalten.

2017 wurde Dado Group Mitglied des **Green Building Council Italia**, einer unabhängigen Organisation, die sich die Verbreitung der Kultur des nachhaltigen Bauens und insbesondere die Förderung des **LEED** Zertifizierungssystems (**Leadership in Energy and Environmental Design**) zum Ziel gesetzt hat. Die Produkte von Dado Group enthalten mindestens **40% recycelte Rohstoffe** und ermöglichen den Benutzern die Zuweisung von LEED-Punkten.

Ebenfalls im Jahr **2017** erhielt die Dado Group die **Greenguard Zertifizierung** dank der Herstellung von keramischen Produkten, **die die strengsten Grenzwerte für chemische Emissionen und flüchtige organische Verbindungen (VOCs)** erfüllen. Das Unternehmen erfüllt die Anforderungen zur **Verbesserung der Luftqualität in Innenräumen (IAQ)**.

2018 erhielt die Dado Group auch die **UPEC-Zertifizierung**. Dies, durch strenge Prüfungen ermöglicht in entsprechend ihre technischen Eigenschaften der am besten geeigneten Produkte für eine bestimmte Anwendung zu identifizieren und spiegelt die hohe Qualitätsstandards von der Gruppe durch Investitionen in modernste Technologien erreicht und den Schutz der Umwelt.

Die Zertifizierungen sind das Ergebnis langjähriger Erfahrung und die Anerkennung des ständigen Engagements, das das Unternehmen der Suche nach Qualität als vorrangigen strategischen Faktor beigemessen hat. **In Übereinstimmung mit der Qualitätspolitik wird der Überprüfungs- und Ablageabschnitt der Grundmuster und der aktuellen Produktion ausgeführt**. Dieser Bereich überwacht ständig die **technischen und ästhetischen Eigenschaften** der Produktion und deren **Übereinstimmung** mit den Grundmustern, um höchste Qualität und Präzision bei der Lieferung zu gewährleisten.



EN ISO 9001:2008
 EN ISO 14001:2004
 EN ISO 50001:2011
 OHSAS 18001
 UNI EN ISO 14021:2016
 GREENGUARD
 UPEC

Honed *plus+*

L'applicazione della finitura **Honed *plus+*** attribuisce al prodotto un aspetto satinato (non riflettente) e luminoso. Il risultato ottenuto è frutto dell'utilizzo di macchine levigatrici e di speciali mole che vanno a lavorare lo strato di ricca graniglia applicato sulla superficie, grazie anche all'utilizzo combinato di modernissime applicazioni protettive a raggio completo, garantendo un'ottima finitura non lucida e buona resistenza alle macchie. Al tatto la superficie risulta molto morbida, delicata, ed i colori assumono una maggiore profondità, quasi tridimensionale. Questa finitura esalta la preziosità e la purezza materica in chiave contemporanea. L'estetica risultante è la soluzione ideale per coloro che vogliono un prodotto luminoso ma non lucido che da un tocco sobrio ed elegante, arricchendo anche le luci e gli arredi scelti. Consigli di posa e manutenzione, pag 335-339.

Lappato *plus+*

La finitura **Lappato *plus+*** conferisce alla piastrella la lucentezza e la riflettenza tipici di uno specchio. Il processo produttivo è simile a quello della finitura Honed Plus. Si tratta di un procedimento meccanico in cui le mole vanno a lavorare la speciale graniglia sulla superficie della piastrella, riducendone la rugosità, fino a renderla perfettamente liscia, come uno specchio appunto, e permettendo alla stessa di brillare di luce riflessa. La piastrella con finitura lappato plus presenta una maggior definizione della grafica ed una brillantezza inusuale che la rendono adatta a tutti gli ambienti. Consigli di posa e manutenzione, pag 335-339.

Lappato o Lappato in cresta

A differenza delle finiture Lappato Plus e Lappato Honed Plus, il Gres porcellanato lappato (detto anche lappato in cresta) presenta una superficie lavorata solo parzialmente. Si tratta infatti di una lavorazione meccanica che permette di ottenere la lucidatura delle sole parti superiori della superficie, evidenziando il contrasto con la parte non lavorata. Il risultato è un prodotto con zone lucide e brillanti ed altre non lucide, tipiche della finitura naturale del prodotto stesso. Consigli di posa e manutenzione, pag 335-339.

Naturale

Il gres porcellanato naturale, risultante dalla produzione del gres senza applicazione di ulteriori processi, si presenta con una superficie più o meno ruvida e non brillante. Risulta avere delle performance tecniche più adatte in ambienti o installazioni ad intenso traffico o in cui vengono spesso usati agenti chimici aggressivi. Le caratteristiche tecniche garantiscono risultati duraturi. Consigli di posa e manutenzione, pag 335-339.

Honed *plus+*

The implementation of the **Honed *plus+*** production process obtains a satin finish product bright yet non reflective. This result is obtained by the use of polishing machinery and special grindstones that work the rich layer of grit (graniglia) on the tile surface. During the process, a full range of protective treatments is applied. This guarantees excellent non reflective finish and a good stain resistance. The surface becomes smooth and delicate to the touch, while the colors take an almost three-dimensional depth. This finish enhances the material's preciousness with a contemporary touch. The ensuing aesthetic results are ideal for those looking for a luminous product, without the sheen, to give a touch of elegance and sobriety while enriching also the lights and furnishings. For tile setting and maintenance, pls see pag 335-339.

Lappato *plus+*

The **Lappato *plus+*** production process reaches the sheen and light reflectance of a mirror. The entire process is quite similar to the one for the Honed Plus finish. It is a mechanical process in which the grindstones smoothen the special grit (graniglia) until a perfect smoothing is achieved and light can be reflected in mirror like fashion. Graphics are better defined and the unusual brightness makes for an outstanding look capable to enhance all and any setting. For tile setting and maintenance, pls see pag 335-339.

Ridge honed

Different from the "Lappato Plus" and "Lappato Honed Plus" finish, the "Lappato" (also called ridge honed) porcelain stoneware shows a surface that has only been partially smoothened. It is indeed a process that aims at polishing only the tips on the surface. The beauty is in the contrast between the smoothened and unsmoothened parts. The result is a product with matt and shiny microareas. For tile setting and maintenance, pls see pag 335-339.

Natural

The natural finish porcelain stoneware is the product as it comes out of the kiln, without any additional treatment. The surface can have different degrees of roughness depending on the item and glaze, and always a non shiny, matt, surface. It is the most suitable product for high traffic areas or where intense and frequent cleaning is done with the use of aggressive chemical agents. The technical characteristics of this finish guarantee long lasting results. For tile setting and maintenance, pls see pag 335-339.

Honed *plus+*

L'application de la finition **Honed *plus+*** confère au produit un aspect satiné (non réfléchissant) et brillant. Le résultat obtenu est le résultat de l'utilisation de ponceuses et de meules spéciales qui agissent comme une couche de gravier riche appliquée sur la surface, grâce également à l'utilisation combinée d'applications de protection modernes à gamme étendue, garantissant un excellent bonne résistance aux taches. Au toucher, la surface est très douce, délicate et les couleurs prennent une profondeur plus grande, presque en trois dimensions. Cette finition met en valeur le caractère précieux et la pureté matérielle d'une clé contemporaine. L'esthétique qui en résulte est la solution idéale pour ceux qui recherchent un produit brillant mais non brillant qui donne une touche sobre et élégante, enrichissant également les lumières et le mobilier choisis. Conseils d'installation et de maintenance, page 335-339.

Lappato *plus+*

La finition **Lappato *plus+*** confère aux carreaux la brillance et la réflectance typiques d'un miroir. Le processus de production est similaire à celui de la finition Honed Plus. C'est un processus mécanique dans lequel les meules travaillent le grain spécial sur la surface du carreau, en réduisant sa rugosité, en le rendant parfaitement lisse, à la manière d'un miroir, et en lui permettant de briller avec une lumière réfléchie. La tuile avec une finition Lappato Plus a une plus grande définition du graphique et une brillance inhabituelle qui le rendent approprié à tous les environnements. Recommandations d'installation et de maintenance, page 335-339.

Lappato ou Lappato sur la crête

Contrairement aux finitions Lappato Plus et Lappato Honed Plus, le grès cérame poli (également appelé lappato en crete) a une surface partiellement travaillée. C'est en fait un procédé mécanique qui permet d'obtenir le polissage des parties supérieures de la surface uniquement, en soulignant le contraste avec la partie non travaillée. Le résultat est un produit avec des zones polies, brillantes et non brillantes, typiques de la finition naturelle du produit lui-même. Recommandations d'installation et de maintenance, page 335-339.

Naturel

Le grès cérame naturel, issu de la fabrication de grès sans aucune autre transformation, présente une surface plus ou moins rugueuse et non pas brillante. Il présente des performances techniques les plus appropriées dans les environnements ou les installations à trafic intense ou dans lesquels des agents chimiques agressifs sont souvent utilisés. Les caractéristiques techniques garantissent des résultats durables. Recommandations d'installation et de maintenance, page 335-339.

Honed *plus+*

Die Anwendung des **Honed *plus+*** Glasur verleiht dem Produkt ein seidenmattes (nicht reflektierendes) und helles Aussehen. Das Ergebnis ist das Ergebnis der Verwendung von Schleifmaschinen und speziellen Schleifscheiben, die die auf die Oberfläche aufgebraachte Schicht aus reichhaltigem Sand bearbeiten, auch dank der kombinierten Verwendung moderner Vollschutzanwendungen, die ein ausgezeichnetes nicht glänzendes Finish garantieren Gute Fleckenbeständigkeit. Bei Berührung ist die Oberfläche sehr weich, zart und die Farben nehmen eine größere Tiefe an, fast dreidimensional. Diese Behandlung erhöht die Wertigkeit und Materialreinheit eines modernen Material. Die daraus resultierende Ästhetik ist die ideale Lösung für diejenigen, die ein helles, aber nicht glänzendes Produkt suchen, das einen nüchternen und eleganten Touch verleiht und das Licht und die ausgewählten Möbel bereichert. Installations- und Unterhaltungshinweise, Seite 335-339.

Lappato *plus+*

Die Behandlung **Lappato *plus+*** verleiht der Fliese den für einen Spiegel typischen Glanz und Reflexionsgrad. Der Produktionsprozess ähnelt dem des Honed Plus Oberfläche. Es ist ein mechanischer Vorgang, bei dem die Schleifscheiben das Spezialkorn auf der Fliesenoberfläche bearbeiten, die Rauheit reduzieren, sie perfekt glatt wie ein Spiegel machen und sie mit reflektiertem Licht leuchten lassen. Die Lappato + Fliese hat eine bessere Definition der Grafik und eine ungewöhnliche Brillanz, die sie für alle Bereiche geeignet macht. Installations- und Unterhaltungshinweise Seite 335-339.

Lappato oder Halb-poliert

Im Gegensatz zu den Oberflächen Lappato Plus und Lappato Honed Plus hat Lappato Feinsteinzeug (auch als Halb-Lappato bekannt) eine teilweise bearbeitete Oberfläche. Tatsächlich handelt es sich um ein mechanisches Verfahren, bei dem nur die oberen Teile der Oberfläche poliert werden und der Kontrast zum unbearbeiteten Teil hervorgehoben wird. Das Ergebnis ist ein Produkt mit glänzenden, hellen und anderen nicht glänzenden Bereichen, die für das natürliche Finish des Produkts selbst typisch sind. Installations- und Unterhaltungshinweise Seite 335-339.

Natürliche Oberfläche

Natursteinzeug, das bei der Herstellung von Steinzeug ohne weitere Verfahren anfällt, zeigt eine mehr oder weniger raue und nicht brillante Oberfläche. Es hat die am besten geeignete technische Leistung in Umgebungen oder Anlagen mit hohem Verkehrsaufkommen oder wo häufig aggressive chemische Mittel verwendet werden. Die technischen Eigenschaften garantieren dauerhafte Ergebnisse. Installations- und Unterhaltungshinweise Seite 335-339.

MARMI PREGIATI

GRES PORCELLANATO
 PORCELAIN STONEWARE
 GRÈS CÉRAME
 FEINSTEINZEUG



FORMATI • SIZES
 FORMATS • FORMATE



80x160 32"x63"
AUTOLIVELLANTE SELF LEVELING
RETTIFICATO LAPPATO plus+ RECTIFIED



80x80 32"x32"
RETTIFICATO RECTIFIED
80x80 32"x32"
RETTIFICATO LAPPATO plus+ RECTIFIED



60x120 24"x48"
RETTIFICATO RECTIFIED
59x118 23"x46.5"
RETTIFICATO LAPPATO plus+ RECTIFIED
59x118 23"x46.5"
RETTIFICATO HONED plus+ RECTIFIED







60x60 24"x24"
RETTIFICATO RECTIFIED
59x59 23"x23"
RETTIFICATO LAPPATO plus+ RECTIFIED
59x59 23"x23"
RETTIFICATO HONED plus+ RECTIFIED



30x60 12"x24"
RETTIFICATO RECTIFIED
29,5x59 11.5"x23"
RETTIFICATO LAPPATO plus+ RECTIFIED
29,5x59 11.5"x23"
RETTIFICATO HONED plus+ RECTIFIED

COLORI • COLORS
 COULEURS • FARBEN



SUPREME STATUARIO 80x80


MARMI PREGIATI SUPREME VAGLI



303072/113 71 ■
Supreme Vagli 1
Lappato plus+ Rettificato
80x160 32"x63"



303073/113 71 ■
Supreme Vagli 2
Lappato plus+ Rettificato
80x160 32"x63"




SUPREME VAGLI 80x160
SUPREME GREY 80x160
SUPREME STATUARIO 80x80




MARMI PREGIATI SUPREME LASA



303470/99 116 ■
Supreme Lasa
Lappato plus+ Rettificato
80x160 32"x63"



303471/66 69 ■
Supreme Lasa
Lappato plus+ Rettificato
80x80 32"x32"



303472/66 69 ■
Supreme Lasa
Lappato plus+ Rettificato
59x118 23"x46.5"

303662/66 69 ■
Supreme Lasa
Honed plus+ Rettificato
59x118 23"x46.5"



303473/52 133 ■
Supreme Lasa
Lappato plus+ Rettificato
59x59 23"x23"

303663/52 133 ■
Supreme Lasa
Honed plus+ Rettificato
59x59 23"x23"



303474/53 106 ■
Supreme Lasa
Lappato plus+ Rettificato
29,5x59 11.5"x23"

303664/53 106 ■
Supreme Lasa
Honed plus+ Rettificato
29,5x59 11.5"x23"

LAPPATO
plus+

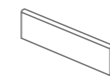
HONED
plus+

SUPREME LASA 80x160
SUPREME LASA 80x80



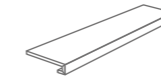
PEZZI SPECIALI TRIMS

★ Disponibili solo su ordinazione • Available on demand



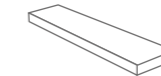
Battiscopa
Lappato plus+ 7x59 33 ■
801511/11 Lasa 20 ■

Battiscopa
Honed plus+ 7x59 33 ■
801556/11 Lasa 20 ■



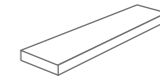
★ Gradino Frontale
Lappato plus+ 30x118 137 ■
801514/201 Lasa 1 ■

★ Gradino Frontale
Honed plus+ 30x118 137 ■
801553/201 Lasa 1 ■



★ Gradino Angolare DX
Lappato plus+ 30x118 138 ■
801515/262 Lasa 1 ■

★ Gradino Angolare DX
Honed plus+ 30x118 138 ■
801554/262 Lasa 1 ■



★ Gradino Angolare SX
Lappato plus+ 30x118 138 ■
801516/262 Lasa 1 ■

★ Gradino Angolare SX
Honed plus+ 30x118 138 ■
801555/262 Lasa 1 ■


MARMI PREGIATI SUPREME STATUARIO



303019/99 116 ■
Supreme Statuario
Lappato plus+ Rettificato
80x160 32"x63"



303022/66 69 ■
Supreme Statuario
Lappato plus+ Rettificato
80x80 32"x32"




303496/52 133 ■
Supreme Statuario Rettificato **R9**
60x120 24"x48"

303495/66 69 ■
Supreme Statuario
Lappato plus+ Rettificato
59x118 23"x46.5"



303497/31 13 ■
Supreme Statuario Rettificato **R9**
60x60 24"x24"


303031/52 133 ■
Supreme Statuario
Lappato plus+ Rettificato
59x59 23"x23"



303034/53 106 ■
Supreme Statuario
Lappato plus+ Rettificato
29,5x59 11.5"x23"

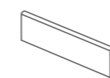


SUPREME STATUARIO 80x160

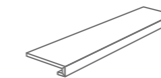


PEZZI SPECIALI TRIMS

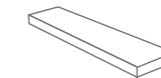
★ Disponibili solo su ordinazione • Available on demand



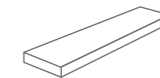
Battiscopa
Lappato plus+ 7x59 33 ■
801384/11 Statuario 20 ■
Battiscopa
Naturale 7x60 22 ■
801557/7 Statuario 20 ■



★ Gradino Frontale
Lappato plus+ 30x118 137 ■
801561/201 Statuario 1 ■
★ Gradino Frontale
Naturale 30x120 136 ■
801558/195 Statuario 1 ■



★ Gradino Angolare DX
Lappato plus+ 30x118 138 ■
801562/262 Statuario 1 ■
★ Gradino Angolare DX
Naturale 30x120 135 ■
801559/256 Statuario 1 ■



★ Gradino Angolare SX
Lappato plus+ 30x118 138 ■
801563/262 Statuario 1 ■
★ Gradino Angolare SX
Naturale 30x120 135 ■
801560/256 Statuario 1 ■


MARMI PREGIATI SUPREME CALACATTA




303016/99 116 ■
Supreme Calacatta
Lappato plus+ Rettificato
80x160 32"x63"




303248/52 133 ■
Supreme Calacatta Rettificato **R9**
80x80 32"x32"
303247/66 69 ■
Supreme Calacatta
Lappato plus+ Rettificato
80x80 32"x32"



302852/52 133 ■
Supreme Calacatta Rettificato **R9**
60x120 24"x48"
302854/66 69 ■
Supreme Calacatta
Lappato plus+ Rettificato
59x118 23"x46.5"



302861/31 13 ■
Supreme Calacatta Rettificato **R9**
60x60 24"x24"
302862/52 133 ■
Supreme Calacatta
Lappato plus+ Rettificato
59x59 23"x23"



302944/32 66 ■
Supreme Calacatta Rettificato **R9**
30x60 12"x24"
302864/53 106 ■
Supreme Calacatta
Lappato plus+ Rettificato
29,5x59 11.5"x23"



302870/22 42 ■
Mosaico Esagonetta Supreme
Calacatta Naturale
30x34 12"x13" 5 ■
302872/27 46 ■
Mosaico Esagonetta Supreme
Calacatta **Lappato plus+**
30x34 12"x13" 5 ■

LAPPATO
plus+

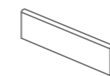


SUPREME CALACATTA 80x80

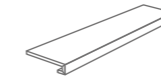


PEZZI SPECIALI TRIMS

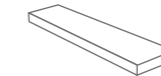
★ Disponibili solo su ordinazione • Available on demand



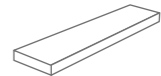
Battiscopa
Lappato plus+ 7x59 33 ■
801606/11 Calacatta 20 ■
Battiscopa
Naturale 7x60 22 ■
801353/7 Calacatta 20 ■



★ Gradino Frontale
Lappato plus+ 30x118 137 ■
801564/201 Calacatta 1 ■
★ Gradino Frontale
Naturale 30x120 136 ■
801239/195 Calacatta 1 ■



★ Gradino Angolare DX
Lappato plus+ 30x118 138 ■
801565/262 Calacatta 1 ■
★ Gradino Angolare DX
Naturale 30x120 135 ■
801241/256 Calacatta 1 ■



★ Gradino Angolare SX
Lappato plus+ 30x118 138 ■
801566/262 Calacatta 1 ■
★ Gradino Angolare SX
Naturale 30x120 135 ■
801243/256 Calacatta 1 ■

MARMI PREGIATI SUPREME GREY



6

303017/99 116 ■
Supreme Grey
Lappato plus+ Rettificato
80x160 32"x63"



10

303020/66 69 ■
Supreme Grey
Lappato plus+ Rettificato
80x80 32"x32"



8

303023/66 69 ■
Supreme Grey
Lappato plus+ Rettificato
59x118 23"x46.5"



12


303029/52 133 ■
Supreme Grey
Lappato plus+ Rettificato
59x59 23"x23"



24

303032/53 106 ■
Supreme Grey
Lappato plus+ Rettificato
29,5x59 11.5"x23"

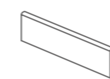
LAPPATO
plus+



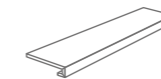
SUPREME GREY 80x80
SUPREME CALACATTA 29,5x59
MOSAICO ESAGONETTA
CALACATTA 30x34



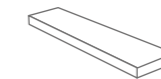
PEZZI SPECIALI TRIMS



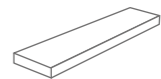
Battiscopa
Lappato plus+ 7x59 33 ■
801382/11 Grey 20 ■



★ Gradino Frontale
Lappato plus+ 30x118 137 ■
801549/201 Grey 1 ■



★ Gradino Angolare DX
Lappato plus+ 30x118 138 ■
801567/262 Grey 1 ■



★ Gradino Angolare SX
Lappato plus+ 30x118 138 ■
801568/262 Grey 1 ■

★ Disponibili solo su ordinazione • Available on demand

MARMI PREGIATI SUPREME CREMA MARFIL



10

303015/99 116 ■
Supreme Crema Marfil
Lappato plus+ Rettificato
80x160 32"x63"



8

303245/66 69 ■
Supreme Crema Marfil
Lappato plus+ Rettificato
80x80 32"x32"



14

302853/66 69 ■
Supreme Crema Marfil
Lappato plus+ Rettificato
59x118 23"x46.5"



32

302860/31 13 ■
Supreme Crema Marfil Rettificato R9
60x60 24"x24"
302828/52 133 ■
Supreme Crema Marfil
Lappato plus+ Rettificato
59x59 23"x23"



64

302943/32 66 ■
Supreme Crema Marfil Rettificato R9
30x60 12"x24"
302863/53 106 ■
Supreme Crema Marfil
Lappato plus+ Rettificato
29,5x59 11.5"x23"



302871/27 46 ■
Mosaico Esagonetta Supreme
Crema Marfil **Lappato plus+**
30x34 12"x13" 5 ■

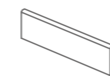
LAPPATO
plus+



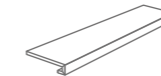
SUPREME CREMA MARFIL 29,5x59
SUPREME CREMA MARFIL 59x59
MOSAICO ESAGONETTA
CREMA MARFIL 30x34



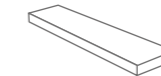
PEZZI SPECIALI TRIMS



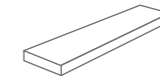
Battiscopa
Lappato plus+ 7x59 33 ■
801607/11 Crema Marfil 20 ■
Battiscopa
Naturale 7x60 22 ■
801354/7 Crema Marfil 20 ■



★ Gradino Frontale
Lappato plus+ 30x118 137 ■
801569/201 Crema Marfil 1 ■



★ Gradino Angolare DX
Lappato plus+ 30x118 138 ■
801570/262 Crema Marfil 1 ■



★ Gradino Angolare SX
Lappato plus+ 30x118 138 ■
801571/262 Crema Marfil 1 ■

★ Disponibili solo su ordinazione • Available on demand

MARMI PREGIATI SUPREME BRONZE




6

303018/99 116 ■
Supreme Bronze
Lappato plus+ Rettificato
80x160 32"x63"



10

303021/66 69 ■
Supreme Bronze
Lappato plus+ Rettificato
80x80 32"x32"




8

303024/66 69 ■
Supreme Bronze
Lappato plus+ Rettificato
59x118 23"x46.5"



12

303030/52 133 ■
Supreme Bronze
Lappato plus+ Rettificato
59x59 23"x23"



24

303033/53 106 ■
Supreme Bronze
Lappato plus+ Rettificato
29,5x59 11.5"x23"

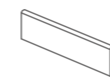
LAPPATO
plus+



SUPREME BRONZE 80x80

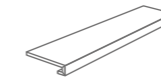


PEZZI SPECIALI TRIMS



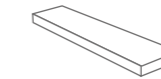
Battiscopa

Lappato plus+ 7x59 33 ■
801383/11 Bronze 20 ■



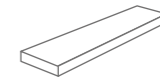
* Gradino Frontale

Lappato plus+ 30x118 137 ■
801669/201 Bronze 1 ■



* Gradino Angolare DX

Lappato plus+ 30x118 138 ■
801670/262 Bronze 1 ■



* Gradino Angolare SX

Lappato plus+ 30x118 138 ■
801671/262 Bronze 1 ■

Per una posa ottimale si raccomanda l'utilizzo di distanziatori autolivellanti.

For an optimum installation we recommend the use of self-leveling spacers.

Posa a pavimento: si raccomanda la protezione con Fila MP/90 o similare (come da istruzioni a pag. 336).

Floor installation: we recommend protection with Fila MP/90 or similar (as per instruction at page 337)

* Gli imballi speciali degli articoli in questo formato saranno addebitati ad Euro 50,00 l'uno * Special package of items in this size will be charged Euro 50,00/each

* Disponibili solo su ordinazione • Available on demand

PESI E MISURE / WEIGHT AND SIZES / POIDS ET MESURES / GEWICHTE UND VERPACKUNGEN							
dimensioni sizes dimensions abmessungen	spessore thickness épaisseur stärke	pz/collo pcs/box pc/boite stk/ktn	mq/collo sqm/box m/boite qm/ktn	kg/collo kg/box kg/boite kg/ktn	colli/pallet box/europal boites/europal ktn/europal	mq/pallet sqm/pallet m/pallet qm/pallet	kg/europal kg/europal kg/europal kg/europal
Fondo 80x160 Lappato Plus Rettificato	10 mm	2	2,56	55,00	14	35,84	830 *
Fondo 80x80 Rettificato	9,5 mm	3	1,92	38,60	32	61,44	1260
Fondo 80x80 Lappato Plus Rettificato	9,5 mm	3	1,92	38,60	32	61,44	1260
Fondo 60x120 Rettificato	9,5 mm	2	1,44	30,50	30	43,20	940
Fondo 59x118 Lappato/Honed Plus Rettificato	9,5 mm	2	1,392	29,40	30	41,76	907
Fondo 60x60 Rettificato	9,5 mm	5	1,80	35,50	24	43,20	870
Fondo 59x59 Lappato/Honed Plus Rettificato	9,5 mm	5	1,741	36,30	24	41,76	897
Fondo 30x60 Rettificato	9,5 mm	7	1,26	25,00	40	50,40	1020
Fondo 29,5x59 Lappato/ Honed Plus Rettificato	9,5 mm	7	1,218	25,50	40	48,72	1045



ASPEN ANTRACITE 60x120


ASPEN

GRES PORCELLANATO IMPASTO COLORATO
 COLORED BODY PORCELAIN STONEWARE
 GRÈS CÉRAME MASSE COLORÉ
 FEINSTEINZEUG MIT EINGEFAERBTEN SCHERBEN

- * GRES PORCELLANATO
- * PORCELAIN STONEWARE
- * GRÈS CÉRAME
- * FEINSTEINZEUG

V3
R10
R11
DCOF ≥ 0.42
HD

COLORI • COLORS
 COULEURS • FARBEN



FORMATI • SIZES
 FORMATS • FORMATE



60x120 24"x48"
RETTIFICATO RECTIFIED



60x60 24"x24"
RETTIFICATO RECTIFIED



30x60 12"x24"
RETTIFICATO RECTIFIED
 * **31x62** 12"x24"



* **31x31** 12"x12"



* **15,3x31** 6"x12"

SPESSORE THICKNESS
17 mm 11/16" **20 mm** 3/4" **30 mm** 1 1/4"



81x81 32"x32"
RETTIFICATO RECTIFIED



40,5x81 16"x32"
RETTIFICATO RECTIFIED




60x60 24"x24"
RETTIFICATO RECTIFIED

ASPEN BEIGE



R03711/29 10 ■
Aspen Beige Rettificato R10
60x60 24"x24"



R03837/31 13 ■
Aspen Beige Rettificato R10
30x60 12"x24"

8TB334/28 8 ■
Aspen Beige R10
31x62 12"x24"

8TB338/30 11 ■
Aspen Beige OUT R11
31x62 12"x24"



303677/22 42 ■
Aspen Beige OUT R11
31x31 12"x12"



303679/25 05 ■
Aspen Beige OUT R11
15,3x31 6"x12"

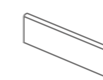


ASPEN BEIGE 31x62

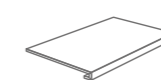


*** È OBBLIGATORIO posare il Terminale a Elle Monolitico SFALSATO**
essendo di dimensione diversa rispetto alle piastrelle
It is MANDATORY to lay Terminale a Elle Monolitico STAGGERED [not following same joint]
due to the difference in dimension between tiles and special pieces

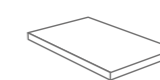
PEZZI SPECIALI
TRIMS



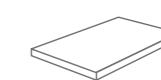
Battiscopa 7,2x60 22 ■
R04198/7 Beige 20 ■
Battiscopa 7,2x62 22 ■
R03530/7 Beige 20 ■



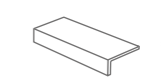
★ Gradino Frontale 31x62 134 ■
R03536/101 Beige 1 ■



★ Gradino Angolare DX 31x62 68 ■
R03541/157 Beige 1 ■



★ Gradino Angolare SX 31x62 68 ■
R04396/157 Beige 1 ■



Terminale a Elle Monolitico OUT R11 15x4x30 60 ■
R04347/16 Beige 8 ■
★ Disponibili solo su ordinazione • Available on demand

ASPEN GRIGIO



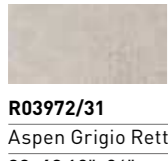
12

R03938/52 133 ■
Aspen Grigio Rettificato **R10**
60x120 24"x48"



10

R03714/29 10 ■
Aspen Grigio Rettificato **R10**
60x60 24"x24"



15

R03972/31 13 ■
Aspen Grigio Rettificato **R10**
30x60 12"x24"

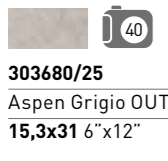
8TB314/28 8 ■
Aspen Grigio **R10**
31x62 12"x24"

8TB339/30 11 ■
Aspen Grigio **OUT R11**
31x62 12"x24"



20

303678/22 42 ■
Aspen Grigio **OUT R11**
31x31 12"x12"




40

303680/25 05 ■
Aspen Grigio **OUT R11**
15,3x31 6"x12"

SPESSORE THICKNESS

17 mm 11/16" 20 mm 3/4" 30 mm 1 1/4"



5

R04154/66 69 ■
New Ultra Aspen Grigio Rettificato
SP 20 mm **R11**
60x60 24"x24" p. 285

R04195/110 132 ■
Ultra Aspen Grigio Rettificato
SP 30 mm **R11**
60x60 24"x24" p. 285

6 SP 17 **81x81** 32"x32"

12 SP 17 **40,5x81** 16"x32"

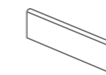
R04191/90 114 ■
Ultra Aspen Grigio Rettificato
SP 17 mm **R11**
81x81 32"x32" p. 285

R04193/99 116 ■
Ultra Aspen Grigio Rettificato
SP 17 mm **R11**
40,5x81 16"x32" p. 285

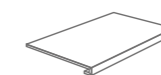


* È OBBLIGATORIO posare il Terminale a Elle Monolitico SFALSATO essendo di dimensione diversa rispetto alle piastrelle
It is MANDATORY to lay Terminale a Elle Monolitico STAGGERED (not following same joint) due to the difference in dimension between tiles and special pieces

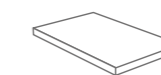
PEZZI SPECIALI TRIMS



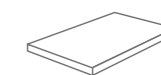
Battiscopa 7,2x60 22 ■
R04228/7 Grigio 20 ■
Battiscopa 7,2x62 22 ■
R03533/7 Grigio 20 ■



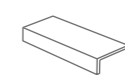
★ Gradino Frontale 31x62 134 ■
R03535/101 Grigio 1 ■
★ Gradino Frontale 30x120 136 ■
R04366/195 Grigio 1 ■



★ Gradino Angolare DX 31x62 68 ■
R03540/157 Grigio 1 ■
★ Gradino Angolare DX 30x120 135 ■
R04368/256 Grigio 1 ■



★ Gradino Angolare SX 31x62 68 ■
R04394/157 Grigio 1 ■
★ Gradino Angolare SX 30x120 135 ■
R04399/256 Grigio 1 ■



Terminale a Elle Monolitico **OUT R11** 15x4x30 60 ■
R04348/16 Grigio 8 ■

★ Disponibili solo su ordinazione
Available on demand

ASPEN FUMÈ



10

R03713/29 10 ■
Aspen Fumè Rettificato **R10**
60x60 24"x24"



15

R03834/31 13 ■
Aspen Fumè Rettificato **R10**
30x60 12"x24"
8TB336/28 8 ■
Aspen Fumè **R10**
31x62 12"x24"



SPESSORE THICKNESS 20 mm 3/4"



6

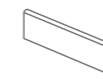
R04152/66 69 ■
New Ultra Aspen Fumè Rettificato **R11**
60x60 24"x24" p. 285

ASPEN FUMÈ 60x60 NEW ULTRA ASPEN FUMÈ 60x60

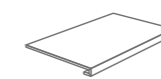


*** È OBBLIGATORIO** posare il Terminale a Elle Monolitico SFALSATO
essendo di dimensione diversa rispetto alle piastrelle
It is **MANDATORY** to lay Terminale a Elle Monolitico STAGGERED [not following same joint]
due to the difference in dimension between tiles and special pieces

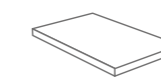
PEZZI SPECIALI TRIMS



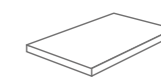
Battiscopa 7,2x60 22 ■
R04229/7 Fumè 20 ■
Battiscopa 7,2x62 22 ■
R03532/7 Fumè 20 ■



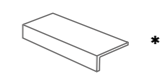
★ Gradino Frontale 31x62 134 ■
R03538/101 Fumè 1 ■



★ Gradino Angolare DX 31x62 68 ■
R03543/157 Fumè 1 ■



★ Gradino Angolare SX 31x62 68 ■
R04395/157 Fumè 1 ■



★ Terminale a Elle Monolitico OUT **R11** 15x4x30 60 ■
R04299/16 Fumè 8 ■
★ Disponibili solo su ordinazione • Available on demand

ASPEN ANTRACITE



12

R03937/52 133 ■
Aspen Antracite Rettificato **R10**
60x120 24"x48"



10

R03710/29 10 ■
Aspen Antracite Rettificato **R10**
60x60 24"x24"



15

R03835/31 13 ■
Aspen Antracite Rettificato **R10**
30x60 12"x24"
8TB337/28 8 ■
Aspen Antracite **R10**
31x62 12"x24"

SPESSORE THICKNESS

17 mm 11/16" 20 mm 3/4" 30 mm 1 1/4"



7

R04153/66 69 ■
New Ultra Aspen Antracite
Rettificato SP 20 mm **R11**
60x60 24"x24" p. 285
R04194/110 132 ■
Ultra Aspen Antracite
Rettificato SP 30 mm **R11**
60x60 24"x24" p. 285

7

SP 17 **81x81** 32"x32"

14

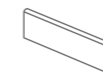
SP 17 **40,5x81** 16"x32"

R04190/90 114 ■
Ultra Aspen Antracite
Rettificato SP 17 mm **R11**
81x81 32"x32" p. 285
R04192/99 116 ■
Ultra Aspen Antracite
Rettificato SP 17 mm **R11**
40,5x81 16"x32" p. 285

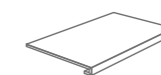


ASPEN ANTRACITE 60x120 ASPEN GRIGIO 60x120

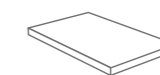
PEZZI SPECIALI TRIMS



Battiscopa 7,2x60 22 ■
R04230/7 Antracite 20 ■
Battiscopa 7,2x62 22 ■
R03529/7 Antracite 20 ■



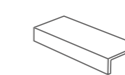
* Gradino Frontale 31x62 134 ■
R03534/101 Antracite 1 ■
* Gradino Frontale 30x120 136 ■
R04367/195 Antracite 1 ■



* Gradino Angolare DX 31x62 68 ■
R03539/157 Antracite 1 ■
* Gradino Angolare DX 30x120 135 ■
R04369/256 Antracite 1 ■



* Gradino Angolare SX 31x62 68 ■
R04393/157 Antracite 1 ■
* Gradino Angolare SX 30x120 135 ■
R04398/256 Antracite 1 ■



* Terminale a Elle Monolitico OUT **R11** 15x4x30 60 ■
R04300/16 Antracite 8 ■
* Disponibili solo su ordinazione
Available on demand

* È OBBLIGATORIO posare il Terminale a Elle Monolitico SFALSATO essendo di dimensione diversa rispetto alle piastrelle
It is MANDATORY to lay Terminale a Elle Monolitico STAGGERED (not following same joint) due to the difference in dimension between tiles and special pieces

ASPEN BIANCO




15

R03526/31	13
Aspen Bianco Rettificato R10	
30x60 12"x24"	
8TB335/28	8
Aspen Bianco R10	
31x62 12"x24"	



SPESSORE THICKNESS 20 mm 3/4"



6

R04151/66	69
New Ultra Aspen Bianco Rettificato R11	
60x60 24"x24"	p. 285

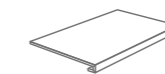


ASPEN BIANCO 31x62

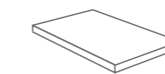
PEZZI SPECIALI TRIMS



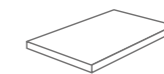
Battiscopa 7,2x60	22
R04370/7 Bianco	20
Battiscopa 7,2x62	22
R03531/7 Bianco	20



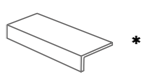
★ Gradino Frontale	134
R03537/101 Bianco	1



★ Gradino Angolare DX	68
R03542/157 Bianco	1



★ Gradino Angolare SX	68
R04397/157 Bianco	1



Terminale a Elle Monolitico	60
OUT R11 15x4x30	60
R04301/16 Bianco	8

★ Disponibili solo su ordinazione • Available on demand

* **È OBBLIGATORIO** posare il Terminale a Elle Monolitico **SFALSA-TO** essendo di dimensione diversa rispetto alle piastrelle
It is **MANDATORY** to lay Terminale a Elle Monolitico **STAGGERED**
(not following same joint)
due to the difference in dimension between tiles and special pieces

Per una posa ottimale si raccomanda l'utilizzo di distanziatori autolivellanti.
For an optimum installation we recommend the use of self-leveling spacers.

PESI E MISURE / WEIGHT AND SIZES / POIDS ET MESURES / GEWICHTE UND VERPACKUNGEN

dimensioni sizes dimensions abmessungen	spessore thickness épaisseur stärke	pz/collo pcs/box pci/boite stk/ktn	mq/collo sqm/box m/boite qm/ktn	kg/collo kg/box kg/boite kg/ktn	colli/pallet box/europal boites/europal ktn/europal	mq/pallet sqm/pallet m/pallet qm/pallet	kg/europal kg/europal kg/europal kg/europal
Fondo 60x120 Rettificato	9,5 mm	2	1,44	30,50	30	43,20	940
Fondo 60x60 Rettificato	9,5 mm	5	1,80	35,50	24	43,20	870
Fondo 30x60 Rettificato	9,5 mm	7	1,26	25,00	40	50,40	1020
Fondo 31x62	9 mm	7	1,35	22,60	60	81,00	1380
Fondo 31x31	8,5 mm	14	1,35	22,22	72	97,20	1620
Fondo 15,3x31	8,5 mm	17	0,806	13,17	85	68,51	1140
Fondo 60x60 Rettificato	20 mm	2	0,72	31,20	30	21,60	960
Fondo 60x60 Rettificato	30 mm	1	0,36	25,00	40	14,40	1025
Fondo 81x81 Rettificato	17 mm	2	1,3122	48,00	28	36,7416	1369
Fondo 40,5x81 Rettificato	17 mm	2	0,6561	24,00	28	18,3708	697

PIETRA DI VALS

GRES PORCELLANATO IMPASTO COLORATO
 COLORED BODY PORCELAIN STONEWARE
 GRÈS CÉRAME MASSE COLORÉ
 FEINSTEINZEUG MIT EINGEFAERBTEN SCHERBEN

* **GRES PORCELLANATO**
 * PORCELAIN STONEWARE
 * GRÈS CÉRAME
 * FEINSTEINZEUG



FORMATI • SIZES
FORMATS • FORMATE



60x120 24"x48"
RETTIFICATO RECTIFIED



60x60 24"x24"
RETTIFICATO RECTIFIED



30x60 12"x24"
RETTIFICATO RECTIFIED



* **31x62** 12"x24"



* **15,3x31,6** 12"x12"

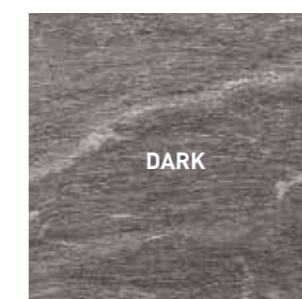
SPESSORE THICKNESS

20 mm 3/4"



60x60 24"x24"
RETTIFICATO RECTIFIED

COLORI • COLORS
COULEURS • FARBEN



VALS LIGHT 60x60

PIETRA DI VALS LIGHT



303475/52 133 ■
Vals Light Rettificato R10
60x120 24"x48"



303476/31 13 ■
Vals Light Rettificato R10
60x60 24"x24"



303477/33 77 ■
Vals Light Rettificato R10
30x60 12"x24"



303493/99 116 ■
Mosaico Multi Vals Light
Rettificato
30x60 12"x24" 5

SPESSORE THICKNESS

20 mm 3/4"



303627/66 69 ■
New Ultra Vals Light Rettificato
SP 20 mm R11
60x60 24"x24" p. 284



VALS LIGHT 60x60

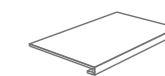


★ Disponibili solo su ordinazione • Available on demand

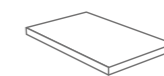
PEZZI SPECIALI TRIMS



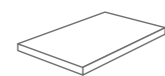
Battiscopa 7x60
801517/07 Light 20



★ Gradino Frontale 30x120 136
801518/195 Light 1



★ Gradino Angolare DX 30x120 135
801519/256 Light 1



★ Gradino Angolare SX 30x120 135
801520/256 Light 1

PIETRA DI VALS DARK



303490/52 133 ■
Vals Dark Rettificato R10
60x120 24"x48"



303491/31 13 ■
Vals Dark Rettificato R10
60x60 24"x24"



303492/33 77 ■
Vals Dark Rettificato R10
30x60 12"x24"



303494/99 116 ■
Mosaico Multi Vals Dark
Rettificato
30x60 12"x24" 5

SPESSORE THICKNESS

20 mm 3/4"



303628/66 69 ■
New Ultra Vals Dark Rettificato
SP 20 mm R11
60x60 24"x24" p. 284



VALS DARK 60x120

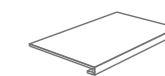


* Disponibili solo su ordinazione • Available on demand

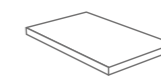
PEZZI SPECIALI TRIMS



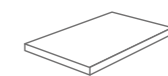
Battiscopa 7x60
801521/07 Dark 20



* Gradino Frontale 30x120 136
801522/195 Dark 1



* Gradino Angolare DX 30x120 135
801523/256 Dark 1



* Gradino Angolare SX 30x120 135
801524/256 Dark 1

PIETRA DI VALS MIX COLD



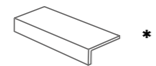
303516/27

91

Vals Mix Cold R11
15,3x31 6"x12"



PEZZI SPECIALI TRIMS



Terminale a Elle Monolitico
30x15x4

60

801533/16 Vals Mix Cold

8

*** É OBBLIGATORIO posare il Terminale a Elle Monolitico SFALSATO essendo di dimensione diversa rispetto alle piastrelle**
It is MANDATORY to lay Terminale a Elle Monolitico STAGGERED (not following same joint) due to the difference in dimension between tiles and special pieces

VALS MIX COLD 15,3x31



MURO DI SIENA VALS



23

R04405/30

11

Muro di Siena Vals R11

31x62 12"x24"



MURO DI SIENA VALS 31x62



Per una posa ottimale si raccomanda l'utilizzo di distanziatori autolivellanti.
For an optimum installation we recommend the use of self-leveling spacers.

PESI E MISURE / WEIGHT AND SIZES / POIDS ET MESURES / GEWICHTE UND VERPACKUNGEN								
dimensioni sizes dimensions abmessungen	spessore thickness épaisseur stärke	pz/collo pcs/box pc/boite stk/ktn	mq/collo sqm/box m/boite qm/ktn	kg/collo kg/box kg/boite kg/ktn	colli/pallet box/europal boites/europal ktn/europal	mq/pallet sqm/pallet m/pallet qm/pallet	kg/europal kg/europal kg/europal kg/europal	
Fondo 60x120 Rettificato	9,5 mm	2	1,44	30,50	30	43,20	940	
Fondo 60x60 Rettificato	9,5 mm	5	1,80	35,50	24	43,20	870	
Fondo 31x62	9 mm	7	1,35	23,30	60	81,00	1425	
Fondo 30x60 Rettificato	9,5 mm	7	1,26	25,00	40	50,40	1020	
Fondo 60x60 Rettificato	20 mm	2	0,72	31,20	30	21,60	960	
Fondo 15,3x31	9 mm	17	0,806	15,00	85	68,51	1295	

PIETRA DI BAVIERA

GRES PORCELLANATO IMPASTO COLORATO
 COLORED BODY PORCELAIN STONEWARE
 GRÈS CÉRAME MASSE COLORÉ
 FEINSTEINZEUG MIT EINGEFAERBTEN SCHERBEN



PIETRA DI BAVIERA 60x60 30x60

FORMATI • SIZES
 FORMATS • FORMATE



60x60 24"x24"
RETTIFICATO RECTIFIED



30x60 12"x24"
RETTIFICATO RECTIFIED

SPESSORE THICKNESS

20 mm 3/4"



60x60 24"x24"
RETTIFICATO RECTIFIED

COLORI • COLORS
 COULEURS • FARBEN




PIETRA DI BAVIERA

PIETRA DI BAVIERA



303642/31 13 ■
 Pietra di Baviera Rettificato **R10**
60x60 24"x24"



303643/33 77 ■
 Pietra di Baviera Rettificato **R10**
30x60 12"x24"



303644/136 67 ■
 Mosaico 5x5 Pietra di Baviera
30x30 12"x12" 12 ■

SPESORE THICKNESS • R11


20 mm 3/4"



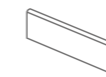
303657/66 69 ■
 Ultra Baviera Rettificato
 SP 20 mm **R11**
60x60 24"x24" p. 286



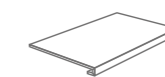
PIETRA DI BAVIERA 60x60



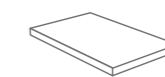
PEZZI SPECIALI TRIMS



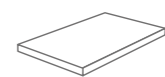
Battiscopa 7x60
801546/7



22 ■ **Gradino Frontale 30x60** 134 ■
801547/101



134 ■ **Gradino Angolare DX 30x60** 68 ■
801548/157



68 ■ **Gradino Angolare SX 30x60** 68 ■
801605/157

★ Disponibili solo su ordinazione • Available on demand

PESI E MISURE / WEIGHT AND SIZES / POIDS ET MESURES / GEWICHTE UND VERPACKUNGEN							
dimensioni sizes dimensions abmessungen	spessore thickness épaisseur stärke	pz/collo pcs/box pc/boite stk/ktn	mq/collo sqm/box m/boite qm/ktn	kg/collo kg/box kg/boite kg/ktn	colli/pallet box/europal boites/europal ktn/europal	mq/pallet sqm/pallet m/pallet qm/pallet	kg/europal kg/europal kg/europal kg/europal
Fondo 60x60 Rettificato	9,5 mm	5	1,80	35,50	24	43,20	870
Fondo 30x60 Rettificato	9,5 mm	7	1,26	25,00	40	50,40	1020
Fondo 60x60 Rettificato	20 mm	2	0,72	31,20	30	21,60	960

LANDSCAPE

GRES PORCELLANATO IMPASTO COLORATO
 COLORED BODY PORCELAIN STONEWARE
 GRÈS CÉRAME MASSE COLORÉ
 FEINSTEINZEUG MIT EINGEFAERBTEN SCHERBEN

V3 **R10** **R11** **HD**



LANDSCAPE NIGHT 60x60

COLORI • COLORS
 COULEURS • FARBEN



DAY



NIGHT

FORMATI • SIZES
 FORMATS • FORMATE



60x60 24" x 24"
RETTIFICATO RECTIFIED

SPESSORE THICKNESS
20 mm 3/4" **30 mm** 1 1/4"



60x60 24" x 24"
RETTIFICATO RECTIFIED



LANDSCAPE DAY




12

303425/31 13 ■
 Landscape Day Rettificato R10
 60x60 24"x24"



SPESSORE THICKNESS

20 mm 3/4"



18

303626/66 69 ■
 New Ultra Landscape Day
 Rettificato SP 20 mm R11 p. 284

LANDSCAPE DAY 60x60

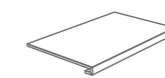


PEZZI SPECIALI TRIMS

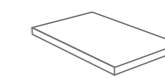
* Disponibili solo su ordinazione • Available on demand



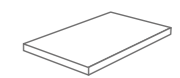
Battiscopa 7x60 22 ■
801500/7 Day 20



* Gradino Frontale 30x60 134 ■
801502/101 Day 1



* Gradino Angolare DX 30x60 68 ■
801504/157 Day 1



* Gradino Angolare SX 30x60 68 ■
801505/157 Day 1

LANDSCAPE NIGHT



18

303426/31 13 ■
Landscape Night Rettificato R10
60x60 24"x24"



SPESSORE THICKNESS
20 mm 3/4" 30 mm 1 1/4"



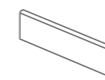
19

303625/66 69 ■
New Ultra Landscape Night
Rettificato SP 20 mm R11
60x60 24"x24" p. 284
303634/110 132 ■
Ultra Landscape Night
Rettificato SP 30 mm R11
60x60 24"x24" p. 284

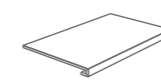
LANDSCAPE NIGHT 60x60



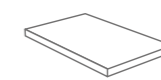
PEZZI SPECIALI TRIMS



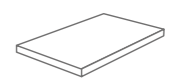
Battiscopa 7x60
801501/7 Night 20



* Gradino Frontale 30x60 134
801503/101 Night 1



* Gradino Angolare DX 30x60 68
801506/157 Night 1



* Gradino Angolare SX 30x60 68
801507/157 Night 1

* Disponibili solo su ordinazione • Available on demand

PEZZI E MISURE / WEIGHT AND SIZES / POIDS ET MESURES / GEWICHTE UND VERPACKUNGEN							
dimensioni sizes dimensions abmessungen	spessore thickness épaisseur stärke	pz/collo pcs/box pc/boite stk/ktn	mq/collo sqm/box m/boite qm/ktn	kg/collo kg/box kg/boite kg/ktn	colli/pallet box/europal boites/europal ktn/europal	mq/pallet sqm/pallet m/pallet qm/pallet	kg/europal kg/europal kg/europal kg/europal
Fondo 60x60 Rettificato	9,5 mm	5	1,80	35,50	24	43,20	870
Fondo 60x60 Rettificato	30 mm	1	0,36	25,00	40	14,40	1025
Fondo 60x60 Rettificato	20 mm	2	0,72	31,20	30	21,60	960

QUARRY

GRES PORCELLANATO IMPASTO COLORATO
 COLORED BODY PORCELAIN STONEWARE
 GRÈS CÉRAME MASSE COLORÉ
 FEINSTEINZEUG MIT EINGEFAERBTEN SCHERBEN



COLORI • COLORS
 COULEURS • FARBEN



FORMATI • SIZES
 FORMATS • FORMATE



60x120 24"x48"
RETTIFICATO RECTIFIED
60x120 24"x48"
RETTIFICATO LAPPATO IN CRESTA
 RECTIFIED, HONED ON THE RIDGE



60x60 24"x24"
RETTIFICATO RECTIFIED
60x60 24"x24"
RETTIFICATO LAPPATO IN CRESTA
 RECTIFIED, HONED ON THE RIDGE



30x60 12"x24"
RETTIFICATO RECTIFIED
30x60 12"x24"
RETTIFICATO LAPPATO IN CRESTA
 RECTIFIED, HONED ON THE RIDGE

QUARRY CLOUD 60x120

QUARRY MOON



303276/52 133 ■
 Quarry Moon Rettificato **R10**
60x120 24"x48"
303334/59 127 ■
 Quarry Moon Rettificato Lappato in Cresta
60x120 24"x48"



303277/31 13 ■
 Quarry Moon Rettificato **R10**
60x60 24"x24"
303338/41 115 ■
 Quarry Moon Rettificato Lappato in Cresta
60x60 24"x24"



303278/32 66 ■
 Quarry Moon Rettificato **R10**
30x60 12"x24"
303342/42 85 ■
 Quarry Moon Rettificato Lappato in Cresta
30x60 12"x24"



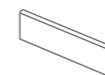
303268/157 68 ■
 Mosaico 5x5 Quarry Moon
30x30 12"x12" 12



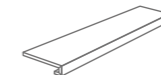
QUARRY MOON 30x60 60x60
 QUARRY CLOUD 30x60
 MOSAICO QUARRY CLOUD 30x30

* Disponibili solo su ordinazione • Available on demand

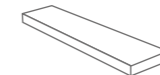
PEZZI SPECIALI TRIMS



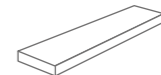
Battiscopa Naturale 7x60
801427/7 Moon 22 ■
 20



* Gradino Frontale Naturale 30x120
801431/195 Moon 136 ■
 1



* Gradino Angolare DX Naturale 30x120
801435/256 Moon 136 ■
 1



* Gradino Angolare SX Naturale 30x120
801439/256 Moon 135 ■
 1

QUARRY CLOUD



303272/52 133 ■
 Quarry Cloud Rettificato **R10**
60x120 24"x48"
303333/59 127 ■
 Quarry Cloud Rettificato Lappato in Cresta
60x120 24"x48"



303273/31 13 ■
 Quarry Cloud Rettificato **R10**
60x60 24"x24"
303337/41 115 ■
 Quarry Cloud Rettificato Lappato in Cresta
60x60 24"x24"



303274/32 66 ■
 Quarry Cloud Rettificato **R10**
30x60 12"x24"
303341/42 85 ■
 Quarry Cloud Rettificato Lappato in Cresta
30x60 12"x24"



303267/157 68 ■
 Mosaico 5x5 Quarry Cloud
30x30 12"x12" 12

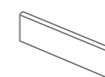


QUARRY CLOUD 60x60

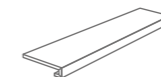


* Disponibili solo su ordinazione • Available on demand

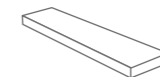
PEZZI SPECIALI TRIMS



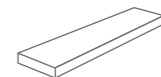
Battiscopa
Naturale 7x60
801426/7 Cloud 22



* Gradino Frontale
Naturale 30x120
801430/195 Cloud 136



* Gradino Angolare DX
Naturale 30x120
801434/256 Cloud 135



* Gradino Angolare SX
Naturale 30x120
801438/256 Cloud 135

QUARRY MONSOON



303280/52 133 ■
 Quarry Monsoon Rettificato R10
60x120 24"x48"

303335/59 127 ■
 Quarry Monsoon Rettificato Lappato in Cresta
60x120 24"x48"



303288/31 13 ■
 Quarry Monsoon Rettificato R10
60x60 24"x24"

303339/41 115 ■
 Quarry Monsoon Rettificato Lappato in Cresta
60x60 24"x24"



303289/32 66 ■
 Quarry Monsoon Rettificato R10
30x60 12"x24"

303343/42 85 ■
 Quarry Monsoon Rettificato Lappato in Cresta
30x60 12"x24"

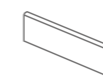


303269/157 68 ■
 Mosaico 5x5 Quarry Monsoon
30x30 12"x12"

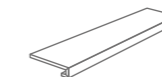


QUARRY MONSOON 60x120

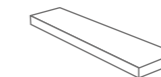
PEZZI SPECIALI TRIMS



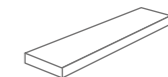
Battiscopa
Naturale 7x60 22 ■
801428/7 Monsoon 20 ■



★ Gradino Frontale
Naturale 30x120 136 ■
801432/195 Monsoon 1 ■



★ Gradino Angolare DX
Naturale 30x120 135 ■
801436/256 Monsoon 1 ■



★ Gradino Angolare SX
Naturale 30x120 135 ■
801440/256 Monsoon 1 ■

★ Disponibili solo su ordinazione • Available on demand

QUARRY TUNDRA



303291/52 133 ■
 Quarry Tundra Rettificato **R10**
60x120 24"x48"
303336/59 127 ■
 Quarry Tundra Rettificato Lappato in Cresta
60x120 24"x48"



303292/31 13 ■
 Quarry Tundra Rettificato **R10**
60x60 24"x24"
303340/41 115 ■
 Quarry Tundra Rettificato Lappato in Cresta
60x60 24"x24"



303293/32 66 ■
 Quarry Tundra Rettificato **R10**
30x60 12"x24"
303344/42 85 ■
 Quarry Tundra Rettificato Lappato in Cresta
30x60 12"x24"



303270/157 68 ■
 Mosaico 5x5 Quarry Tundra
30x30 12"x12" 12



PEZZI SPECIALI TRIMS

Battiscopa Naturale 7x60	* Gradino Frontale Naturale 30x120	* Gradino Angolare DX Naturale 30x120	* Gradino Angolare SX Naturale 30x120
22 ■	136 ■	135 ■	135 ■
801429/7 Tundra 20	801433/195 Tundra 1	801437/256 Tundra 1	801441/256 Tundra 1

Per una posa ottimale si raccomanda l'utilizzo di distanziatori autolivellanti.
 For an optimum installation we recommend the use of self-leveling spacers.

* Disponibili solo su ordinazione • Available on demand

PESI E MISURE / WEIGHT AND SIZES / POIDS ET MESURES / GEWICHTE UND VERPACKUNGEN							
dimensioni sizes dimensions abmessungen	spessore thickness épaisseur stärke	pz/collo pcs/box pc/boite stk/ktn	mq/collo sqm/box m/boite qm/ktn	kg/collo kg/box kg/boite kg/ktn	colli/pallet box/europal boites/europal ktn/europal	mq/pallet sqm/pallet m/pallet qm/pallet	kg/europal kg/europal kg/europal kg/europal
Fondo 60x120 Rettificato Lappato in Cresta	9,5 mm	2	1,44	30,50	30	43,20	940
Fondo 60x60 Rettificato Lappato in Cresta	9,5 mm	5	1,80	35,50	24	43,20	870
Fondo 30x60 Rettificato Lappato in Cresta	9,5 mm	7	1,26	25,00	40	50,40	1020


STONE BLEND

GRES PORCELLANATO
 PORCELAIN STONEWARE
 GRÈS CÉRAMÉ
 FEINSTEINZEUG



STONE BLEND SILVERY 60x120

COLORI • COLORS
 COULEURS • FARBEN



FORMATI • SIZES
 FORMATS • FORMATE



60x120 24"x48"
RETTIFICATO RECTIFIED



60x60 24"x24"
RETTIFICATO RECTIFIED



31x62 12"x24"

STONE BLEND GOLDEN



301779/52 133 ■
Stone Blend Golden Rettificato R10
60x120 24"x48"



302954/31 13 ■
Stone Blend Golden Rettificato R10
60x60 24"x24"



301693/28 8 ■
Stone Blend Golden R10
31x62 12"x24"



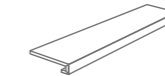
STONE BLEND GOLDEN 60x120

★ Disponibili solo su ordinazione • Available on demand

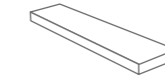
PEZZI SPECIALI
TRIMS



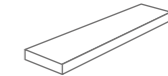
Battiscopa 7x60
801355/7 Golden



★ Gradino Frontale 30x120
801291/195 Golden



★ Gradino Angolare DX 30x120
801292/256 Golden



★ Gradino Angolare SX 30x120
801293/256 Golden

STONE BLEND SILVERY



301774/52 133 ■
Stone Blend Silvery Rettificato **R10**
60x120 24"x48"



302953/31 13 ■
Stone Blend Silvery Rettificato **R10**
60x60 24"x24"



301694/28 8 ■
Stone Blend Silvery **R10**
31x62 12"x24"



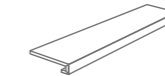
STONE BLEND SILVERY 31x62 60x60

★ Disponibili solo su ordinazione • Available on demand

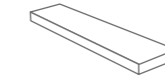
PEZZI SPECIALI TRIMS



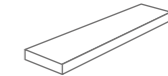
Battiscopa 7x60
801356/7 Silvery



22 ■ ★ Gradino Frontale 30x120 136 ■
801285/195 Silvery



135 ■ ★ Gradino Angolare DX 30x120 135 ■
801287/256 Silvery



135 ■ ★ Gradino Angolare SX 30x120 135 ■
801289/256 Silvery

STONE BLEND BLACKISH



301782/52 133 ■
Stone Blend Blackish Rettificato R10
60x120 24"x48"



302955/31 13 ■
Stone Blend Blackish Rettificato R10
60x60 24"x24"



301695/28 8 ■
Stone Blend Blackish R10
31x62 12"x24"

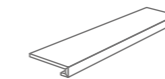


STONE BLEND BLACKISH 60x120
STONE BLEND SILVERY 31x62

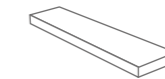
PEZZI SPECIALI TRIMS



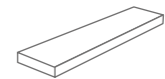
Battiscopa 7x60
801357/7 Blackish 20



Gradino Frontale 30x120 136
801286/195 Blackish 1



Gradino Angolare DX 30x120 135
801288/256 Blackish 1



Gradino Angolare SX 30x120 135
801290/256 Blackish 1

Per una posa ottimale si raccomanda l'utilizzo di distanziatori autolivellanti.
For an optimum installation we recommend the use of self-leveling spacers.

* Disponibili solo su ordinazione • Available on demand

PESI E MISURE / WEIGHT AND SIZES / POIDS ET MESURES / GEWICHTE UND VERPACKUNGEN							
dimensioni sizes dimensions abmessungen	spessore thickness épaisseur stärke	pz/collo pcs/box pc/boite stk/ktn	mq/collo sqm/box m/boite qm/ktn	kg/collo kg/box kg/boite kg/ktn	colli/pallet box/europal boites/europal ktn/europal	mq/pallet sqm/pallet m/pallet qm/pallet	kg/europal kg/europal kg/europal kg/europal
Fondo 60x120 Rettificato	9,5 mm	2	1,44	30,50	30	43,20	940
Fondo 60x60 Rettificato	9,5 mm	5	1,80	35,50	24	43,20	870
Fondo 31x62 Naturale	9 mm	7	1,35	22,90	60	81,00	1400

SCOUT

GRES PORCELLANATO
PORCELAIN STONEWARE
GRÈS CÉRAME
FEINSTEINZEUG



COLORI • COLORS
COULEURS • FARBEN



FORMATI • SIZES
FORMATS • FORMATE



31x62 12"x24"

NEW SCOUT BEIGE 31x62
NEW SCOUT BEIGE 60x60 SP 20 mm





SCOUT SMOKE 31x62



SCOUT BLACK 31x62



303259/25 5
New Scout Beige R10
31x62 12"x24"



302958/25 5
Scout White R10
31x62 12"x24"



303258/25 5
New Scout Smoke R10
31x62 12"x24"



302960/25 5
Scout Black R10
31x62 12"x24"

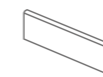
SPESORE THICKNESS • R11

17 mm 11/16" 20 mm 3/4" 30 mm 1 1/4" • 60x60 24"x24" - 45x45 18"x18" - 81x81 32"x32" - 40,5x81 16"x32"



p. 287

PEZZI SPECIALI TRIMS



Battiscopa 7,2x62	20
801413/07 New Beige	22
801350/07 White	22
801412/07 New Smoke	22
801352/07 Black	22

PESI E MISURE / WEIGHT AND SIZES / POIDS ET MESURES / GEWICHTE UND VERPACKUNGEN

dimensioni sizes dimensions abmessungen	spessore thickness épaisseur stärke	pz/collo pcs/box pc/boite stk/ktn	mq/collo sqm/box m/boite qm/ktn	kg/collo kg/box kg/boite kg/ktn	coll/pallet box/europal boites/europal ktn/europal	mq/pallet sqm/pallet m/pallet qm/pallet	kg/europal kg/europal kg/europal kg/europal
Fondo 31x62	9 mm	7	1,35	22,80	40	54,00	940

GARE DU NORD


GRES PORCELLANATO IMPASTO COLORATO
 COLORED BODY PORCELAIN STONEWARE
 GRÈS CÉRAME MASSE COLORÉ
 FEINSTEINZEUG MIT EINGEFAERBTEN SCHERBEN



COLORI • COLORS
 COULEURS • FARBEN



SAND



BROWN



LIGHT GREY



GREY



GRAPHITE

GARE LIGHT GREY 60x120

FORMATI • SIZES
 FORMATS • FORMATE



60x120 24"x48"
RETTIFICATO RECTIFIED



81x81 32"x32"
RETTIFICATO RECTIFIED



60x60 24"x24"
RETTIFICATO RECTIFIED



30x60 12"x24"
RETTIFICATO RECTIFIED

SPESSORE THICKNESS 
20 mm 3/4" **30 mm** 1 1/4"



60x60 24"x24"
RETTIFICATO RECTIFIED

GARE DU NORD SAND



303591/52 133 ■
Gare Sand Rettificato **R10**
81x81 32"x32"



303614/136 67 ■
Mosaico 5x5 Gare Sand
30x30 12"x12" 12 ■



303647/52 133 ■
Gare Sand Rettificato **R10**
60x120 24"x48"



004138/47 112 ■
Decoro Infinity Rettificato **R10**
(6 pz misti - 6 pcs mix)
60x60 24"x24"



303596/31 13 ■
Gare Sand Rettificato **R10**
60x60 24"x24"



004137/47 112 ■
Decoro Eternity Rettificato **R10**
(6 pz misti - 6 pcs mix)
60x60 24"x24"



303601/32 66 ■
Gare Sand Rettificato **R10**
30x60 12"x24"



303610/22 42 ■
Mosaico Esagonetta Mix
29x29 11"x11" 10 ■

SPESSORE THICKNESS



20 mm 3/4" 30 mm 1 1/4"



303607/66 69 ■
Ultra Gare Sand Rettificato
SP 20 mm **R11**
60x60 24"x24" p. 285



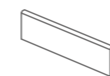
303609/110 132 ■
Ultra Gare Sand Rettificato
SP 30 mm **R11**
60x60 24"x24" p. 285



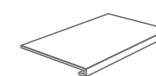
GARE SAND 30x60 GARE SAND 60x60
DECORO INFINITY 60x60

PEZZI SPECIALI TRIMS

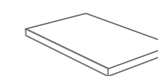
★ Disponibili solo su ordinazione • Available on demand



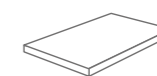
Battiscopa 7x60 22 ■
801540/7 Sand 20 ■



★ Gradino Frontale 30x60 134 ■
801608/101 Sand 1 ■
★ Gradino Frontale 30x120 136 ■
801613/195 Sand 1 ■



★ Gradino Angolare DX 30x60 68 ■
801618/157 Sand 1 ■
★ Gradino Angolare DX 30x120 135 ■
801628/256 Sand 1 ■



★ Gradino Angolare SX 30x60 68 ■
801623/157 Sand 1 ■
★ Gradino Angolare SX 30x120 135 ■
801633/256 Sand 1 ■

GARE DU NORD BROWN



9

303592/52 133 ■
Gare Brown Rettificato R10
81x81 32"x32"



18

303597/31 13 ■
Gare Brown Rettificato R10
60x60 24"x24"



004138/47 112 ■
Decoro Infinity Rettificato R10
(6 pz misti - 6 pcs mix)
60x60 24"x24"



36

303602/32 66 ■
Gare Brown Rettificato R10
30x60 12"x24"



004137/47 112 ■
Decoro Eternity Rettificato R10
(6 pz misti - 6 pcs mix)
60x60 24"x24"



303615/136 67 ■
Mosaico 5x5 Gare Brown
30x30 12"x12"



303610/22 42 ■
Mosaico Esagonetta Mix
29x29 11"x11"

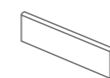


GARE BROWN 81x81

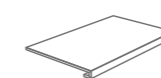


PEZZI SPECIALI TRIMS

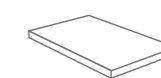
★ Disponibili solo su ordinazione • Available on demand



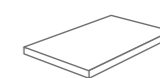
Battiscopa 7x60 22 ■
801541/7 Brown 20 ■



★ Gradino Frontale 30x60 134 ■
801609/101 Brown 1 ■
★ Gradino Frontale 30x120 136 ■
801614/195 Brown 1 ■




★ Gradino Angolare DX 30x60 68 ■
801619/157 Brown 1 ■
★ Gradino Angolare DX 30x120 135 ■
801629/256 Brown 1 ■



★ Gradino Angolare SX 30x60 68 ■
801624/157 Brown 1 ■
★ Gradino Angolare SX 30x120 135 ■
801634/256 Brown 1 ■

GARE DU NORD LIGHT GREY



303593/52 133 ■
Gare Light Grey Rettificato **R10**
81x81 32"x32"



303618/136 67 ■
Mosaico 5x5 Gare Light Grey
30x30 12"x12" 12 ■



303645/52 133 ■
Gare Light Grey Rettificato **R10**
60x120 24"x48"



004138/47 112 ■
Decoro Infinity Rettificato **R10**
(6 pz misti - 6 pcs mix)
60x60 24"x24"



303598/31 13 ■
Gare Light Grey Rettificato **R10**
60x60 24"x24"



004137/47 112 ■
Decoro Eternity Rettificato **R10**
(6 pz misti - 6 pcs mix)
60x60 24"x24"



303603/32 66 ■
Gare Light Grey Rettificato **R10**
30x60 12"x24"



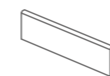
303613/22 42 ■
Mosaico Triangolo Light Grey
30x34 12"x13" 11 ■



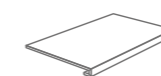
GARE LIGHT GREY 60x120

PEZZI SPECIALI TRIMS

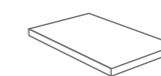
★ Disponibili solo su ordinazione • Available on demand



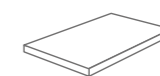
Battiscopa 7x60 22 ■
801544/7 Light Grey 20 ■



★ Gradino Frontale 30x60 134 ■
801610/101 Light Grey 1 ■
★ Gradino Frontale 30x120 136 ■
801615/195 Light Grey 1 ■




★ Gradino Angolare DX 30x60 68 ■
801620/157 Light Grey 1 ■
★ Gradino Angolare DX 30x120 135 ■
801630/256 Light Grey 1 ■



★ Gradino Angolare SX 30x60 68 ■
801625/157 Light Grey 1 ■
★ Gradino Angolare SX 30x120 135 ■
801635/256 Light Grey 1 ■

GARE DU NORD GREY



9

303594/52 133 ■
Gare Grey Rettificato R10
81x81 32"x32"



303617/136 67 ■
Mosaico 5x5 Gare Grey
30x30 12"x12" 12



9

303646/52 133 ■
Gare Grey Rettificato R10
60x120 24"x48"



004138/47 112 ■
Decoro Infinity Rettificato R10
(6 pz misti - 6 pcs mix)
60x60 24"x24"



18

303599/31 13 ■
Gare Grey Rettificato R10
60x60 24"x24"



004137/47 112 ■
Decoro Eternity Rettificato R10
(6 pz misti - 6 pcs mix)
60x60 24"x24"



36

303604/32 66 ■
Gare Grey Rettificato R10
30x60 12"x24"



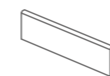
303612/22 42 ■
Mosaico Triangolo Grey
30x34 12"x13" 11



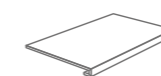
GARE GREY 80x80

PEZZI SPECIALI TRIMS

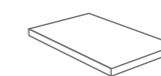
★ Disponibili solo su ordinazione • Available on demand



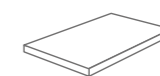
Battiscopa 7x60 22 ■
801543/7 Grey 20



★ Gradino Frontale 30x60 134 ■
801611/101 Grey 1
★ Gradino Frontale 30x120 136 ■
801616/195 Grey 1



★ Gradino Angolare DX 30x60 68 ■
801621/157 Grey 1
★ Gradino Angolare DX 30x120 135 ■
801631/256 Grey 1



★ Gradino Angolare SX 30x60 68 ■
801626/157 Grey 1
★ Gradino Angolare SX 30x120 135 ■
801636/256 Grey 1

GARE DU NORD GRAPHITE



9

303595/52 133 ■
Gare Graphite Rettificato R10
81x81 32"x32"



18

303600/31 13 ■
Gare Graphite Rettificato R10
60x60 24"x24"



004138/47 112 ■
Decoro Infinity Rettificato R10
(6 pz misti - 6 pcs mix)
60x60 24"x24"



36

303605/32 66 ■
Gare Graphite Rettificato R10
30x60 12"x24"



004137/47 112 ■
Decoro Eternity Rettificato R10
(6 pz misti - 6 pcs mix)
60x60 24"x24"



303616/136 67 ■
Mosaico 5x5 Gare Graphite
30x30 12"x12"



303611/22 42 ■
Mosaico Triangolo Graphite
30x34 12"x13"

SPESSORE THICKNESS

20 mm 3/4" 30 mm 1 1/4"



16

303606/66 69 ■
Ultra Gare Graphite Rettificato
SP 20 mm R11
60x60 24"x24"

p. 285

303608/110 132 ■
Ultra Gare Graphite Rettificato
SP 30 mm R11
60x60 24"x24"

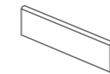
p. 285



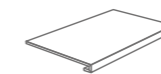
GARE LIGHT GREY 30x60 GARE GRAPHITE 30x60 DECORO ETERNITY 60x60

PEZZI SPECIALI TRIMS

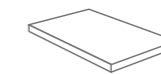
* Disponibili solo su ordinazione • Available on demand



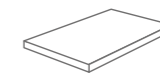
Battiscopa 7x60 22 ■
801542/7 Graphite 20 ■



★ Gradino Frontale 30x60 134 ■
801612/101 Graphite 1 ■
★ Gradino Frontale 30x120 136 ■
801617/195 Graphite 1 ■



★ Gradino Angolare DX 30x60 68 ■
801622/157 Graphite 1 ■
★ Gradino Angolare DX 30x120 135 ■
801632/256 Graphite 1 ■



★ Gradino Angolare SX 30x60 68 ■
801627/157 Graphite 1 ■
★ Gradino Angolare SX 30x120 135 ■
801637/256 Graphite 1 ■

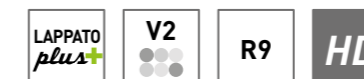
Per una posa ottimale si raccomanda l'utilizzo di distanziatori autolivellanti.
For an optimum installation we recommend the use of self-leveling spacers.

PESI E MISURE / WEIGHT AND SIZES / POIDS ET MESURES / GEWICHTE UND VERPACKUNGEN

dimensioni sizes dimensions abmessungen	spessore thickness épaisseur stärke	pz/collo pcs/box pcl/boite stk/ktn	mq/collo sqm/box m/boite qm/ktn	kg/collo kg/box kg/boite kg/ktn	colli/pallet box/europal boites/europal ktn/europal	mq/pallet sqm/pallet m/pallet qm/pallet	kg/europal kg/europal kg/europal kg/europal
Fondo 81x81 Rettificato	9,5 mm	3	1,97	38,60	32	63,04	1260
Fondo 60x120 Rettificato	9,5 mm	2	1,44	30,50	30	43,20	940
Fondo 60x60 Rettificato/Decor	9,5 mm	4	1,44	26,00	32	46,08	860
Fondo 30x60 Rettificato	9,5 mm	8	1,44	26,00	32	46,08	860
Fondo 60x60 Rettificato	20 mm	2	0,72	31,20	30	21,60	960
Fondo 60x60 Rettificato	30 mm	1	0,36	25,00	40	14,40	1025

SMOT

GRES PORCELLANATO IMPASTO COLORATO
 COLORED BODY PORCELAIN STONEWARE
 GRÈS CÉRAME MASSE COLORÉ
 FEINSTEINZEUG MIT EINGEFAERBTEN SCHERBEN




COLORI • COLORS
 COULEURS • FARBEN



SMOT GREY 59x118

FORMATI • SIZES
 FORMATS • FORMATE



80x160 32"x63"
RETTIFICATO LAPPATO plus+ RECTIFIED



60x120 24"x48"
RETTIFICATO RECTIFIED
59x118 23"x46.5"
RETTIFICATO LAPPATO plus+ RECTIFIED



60x60 24"x24"
RETTIFICATO RECTIFIED
59x59 23"x23"
RETTIFICATO LAPPATO plus+ RECTIFIED



30x60 12"x24"
RETTIFICATO RECTIFIED
29,5x59 11.5"x23"
RETTIFICATO LAPPATO plus+ RECTIFIED

SMOT WHITE



8

303325/99 116 ■
Smot White **Lappato plus+** Rettificato
80x160 32"x63"



16

303301/52 133 ■
Smot White Rettificato R9
60x120 24"x48"

303305/66 69 ■
Smot White **Lappato plus+** Rettificato
59x118 23"x46.5"



001336/86 107 ■
Decoro Smot White **Lappato plus+**
Rettificato [4 pz misti - 4 pcs mix]
59x118 23"x46.5"



32

303309/31 13 ■
Smot White Rettificato R9
60x60 24"x24"

303313/52 133 ■
Smot White **Lappato plus+**
Rettificato
59x59 23"x23"



64

303317/32 66 ■
Smot White Rettificato R9
30x60 12"x24"

303321/53 106 ■
Smot White **Lappato plus+**
Rettificato
29,5x59 11.5"x23"



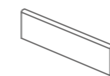
303329/136 67 ■
Mosaico 5x5 Smot White Naturale
30x30 12"x12"

LAPPATO
plus+

SMOT WHITE 59x59

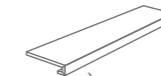


PEZZI SPECIALI TRIMS



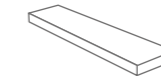
Battiscopa
Lappato plus+ 7x59 33 ■
801510/11 White 20 ■

Battiscopa
Naturale 7x60 22 ■
801458/7 White 20 ■



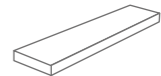
★ Gradino Frontale
Lappato plus+ 30x118 137 ■
801592/201 White 1 ■

★ Gradino Frontale
Naturale 30x120 136 ■
801462/195 White 1 ■



★ Gradino Angolare DX
Lappato plus+ 30x118 138 ■
801593/262 White 1 ■

★ Gradino Angolare DX
Naturale 30x120 135 ■
801466/256 White 1 ■



★ Gradino Angolare SX
Lappato plus+ 30x118 138 ■
801594/262 White 1 ■

★ Gradino Angolare SX
Naturale 30x120 135 ■
801470/256 White 1 ■

★ Disponibili solo su ordinazione • Available on demand

SMOT GREY



8

303326/99 116 ■
Smot Grey **Lappato plus+** Rettificato
80x160 32"x63"



16

303302/52 133 ■
Smot Grey Rettificato **R9**
60x120 24"x48"

303306/66 61 ■
Smot Grey **Lappato plus+** Rettificato
59x118 23"x46.5"



001337/86 107 ■
Decoro Smot Grey **Lappato plus+**
Rettificato (4 pz misti - 4 pcs mix)
59x118 23"x46.5"



32

303310/31 13 ■
Smot Grey Rettificato **R9**
60x60 24"x24"

303314/52 133 ■
Smot Grey **Lappato plus+**
Rettificato
59x59 23"x23"



303330/136 67 ■
Mosaico 5x5 Smot Grey Naturale
30x30 12"x12"



64

303318/32 66 ■
Smot Grey Rettificato **R9**
30x60 12"x24"

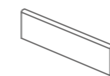
303322/53 106 ■
Smot Grey **Lappato plus+**
Rettificato
29,5x59 11.5"x23"

LAPPATO
plus+

SMOT GREY 59x59 SMOT WHITE 59x118
DECORO SMOT GREY 59x118

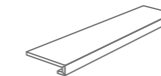


PEZZI SPECIALI TRIMS



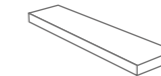
Battiscopa
Lappato plus+ 7x59 33 ■
801529/11 Grey 20 ■

Battiscopa
Naturale 7x60 22 ■
801459/7 Grey 20 ■



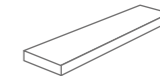
★ Gradino Frontale
Lappato plus+ 30x118 137 ■
801463/195 Grey 1 ■

★ Gradino Frontale
Naturale 30x120 136 ■
801463/195 Grey 1 ■



★ Gradino Angolare DX
Lappato plus+ 30x118 138 ■
801596/262 Grey 1 ■

★ Gradino Angolare DX
Naturale 30x120 135 ■
801467/256 Grey 1 ■



★ Gradino Angolare SX
Lappato plus+ 30x118 138 ■
801597/262 Grey 1 ■

★ Gradino Angolare SX
Naturale 30x120 135 ■
801471/256 Grey 1 ■

★ Disponibili solo su ordinazione • Available on demand

SMOT ANTHRACITE



8

303328/99 116 ■
Smot Anthracite **Lappato plus+** Rettificato
80x160 32"x63"



16

303304/52 133 ■
Smot Anthracite Rettificato **R9**
60x120 24"x48"

303308/66 69 ■
Smot Anthracite **Lappato plus+** Rettificato
59x118 23"x46.5"



001339/86 107 ■
Decoro Smot Anthracite **Lappato plus+**
Rettificato [4 pz misti - 4 pcs mix]
59x118 23"x46.5"



32

303312/31 13 ■
Smot Anthracite Rettificato **R9**
60x60 24"x24"

303316/52 133 ■
Smot Anthracite **Lappato plus+**
Rettificato
59x59 23"x23"



64

303320/32 66 ■
Smot Anthracite Rettificato **R9**
30x60 12"x24"

303324/53 106 ■
Smot Anthracite **Lappato plus+**
Rettificato
29,5x59 11.5"x23"



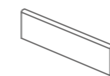
303332/136 67 ■
Mosaico 5x5 Smot Anthracite Naturale
30x30 12"x12"

LAPPATO
plus+

SMOT ANTHRACITE 80x160

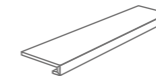


PEZZI SPECIALI TRIMS



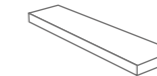
Battiscopa
Lappato plus+ 7x59 33 ■
801528/11 Anthracite 20 ■

Battiscopa
Naturale 7x60 22 ■
801461/7 Anthracite 20 ■



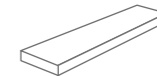
★ Gradino Frontale
Lappato plus+ 30x118 137 ■
801598/201 Anthracite 1 ■

★ Gradino Frontale
Naturale 30x120 136 ■
801465/195 Anthracite 1 ■



★ Gradino Angolare DX
Lappato plus+ 30x118 138 ■
801599/262 Anthracite 1 ■

★ Gradino Angolare DX
Naturale 30x120 135 ■
801469/256 Anthracite 1 ■



★ Gradino Angolare SX
Lappato plus+ 30x118 138 ■
801600/262 Anthracite 1 ■

★ Gradino Angolare SX
Naturale 30x120 135 ■
801473/256 Anthracite 1 ■

★ Disponibili solo su ordinazione • Available on demand

SMOT BEIGE



8

303327/99 116 ■
Smot Beige **Lappato plus+** Rettificato
80x160 32"x63"



16

303303/52 133 ■
Smot Beige Rettificato R9
60x120 24"x48"

303307/66 69 ■
Smot Beige **Lappato plus+** Rettificato
59x118 23"x46.5"



001338/86 107 ■
Decoro Smot Beige **Lappato plus+**
Rettificato [4 pz misti - 4 pcs mix]
59x118 23"x46.5"



32

303311/31 13 ■
Smot Beige Rettificato R9
60x60 24"x24"

303315/52 133 ■
Smot Beige **Lappato plus+**
Rettificato
59x59 23"x23"



303331/136 67 ■
Mosaico 5x5 Smot Beige Naturale
30x30 12"x12" 12



64

303319/32 66 ■
Smot Beige Rettificato R9
30x60 12"x24"

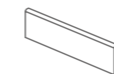
303323/53 106 ■
Smot Beige **Lappato plus+**
Rettificato
29,5x59 11.5"x23"

LAPPATO
plus+

SMOT BEIGE 80x160

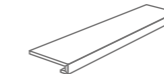


PEZZI SPECIALI TRIMS



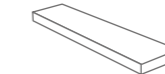
Battiscopa
Lappato plus+ 7x59 33 ■
801539/11 Beige 20

Battiscopa
Naturale 7x60 22 ■
801460/7 Beige 20



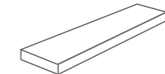
★ Gradino Frontale
Lappato plus+ 30x118 137 ■
801601/201 Beige 1

★ Gradino Frontale
Naturale 30x120 136 ■
801464/195 Beige 1



★ Gradino Angolare DX
Lappato plus+ 30x118 138 ■
801602/262 Beige 1

★ Gradino Angolare DX
Naturale 30x120 135 ■
801468/256 Beige 1



★ Gradino Angolare SX
Lappato plus+ 30x118 138 ■
801603/262 Beige 1

★ Gradino Angolare SX
Naturale 30x120 135 ■
801472/256 Beige 1

Per una posa ottimale si raccomanda l'utilizzo di distanziatori autolivellanti.
For an optimum installation we recommend the use of self-leveling spacers.

★ Gli imballi speciali degli articoli in questo formato saranno addebitati ad Euro 50,00 l'uno
* Special package of items in this size will be charged Euro 50,00/each

★ Disponibili solo su ordinazione • Available on demand


PEZZI E MISURE / WEIGHT AND SIZES / POIDS ET MESURES / GEWICHTE UND VERPACKUNGEN							
dimensioni sizes dimensions abmessungen	spessore thickness épaisseur stärke	pz/collo pcs/box pc/boite stk/ktn	mq/collo sqm/box m/boite qm/ktn	kg/collo kg/box kg/boite kg/ktn	colli/pallet box/europal boites/europal ktn/europal	mq/pallet sqm/pallet m/pallet qm/pallet	kg/europal kg/europal kg/europal kg/europal
Fondo 80x160 Lappato Plus Rettificato	10 mm	2	2,56	55,00	14	35,84	830 *
Fondo 60x120 Rettificato	9,5 mm	2	1,44	30,50	30	43,20	940
Fondo 59x118 Lappato Plus Rettificato/Dec. Smot	9,5 mm	2	1,392	29,40	30	41,76	907
Fondo 60x60 Rettificato	9,5 mm	5	1,80	35,50	24	43,20	870
Fondo 59x59 Lappato Plus Rettificato	9,5 mm	5	1,74	36,30	24	41,76	897
Fondo 30x60 Rettificato	9,5 mm	7	1,26	25,00	40	50,40	1020
Fondo 29,5x59 Lappato Plus Rettificato	9,5 mm	7	1,218	25,50	40	48,72	1045

TOUCH FEEL

GRES PORCELLANATO IMPASTO COLORATO
 COLORED BODY PORCELAIN STONEWARE
 GRÈS CÉRAME MASSE COLORÉ
 FEINSTEINZEUG MIT EINGEFAERBTEN SCHERBEN



COLORI • COLORS
 COULEURS • FARBEN



FORMATI • SIZES
 FORMATS • FORMATE



81x162 32"x64"
RETTIFICATO RECTIFIED
AUTOLIVELLANTE SELF LEVELING



81x81 32"x32"
RETTIFICATO RECTIFIED



60x60 24"x24"
RETTIFICATO RECTIFIED



30x60 12"x24"
RETTIFICATO RECTIFIED

TOUCH FEEL GREY 81x162

TOUCH FEEL WHITE



12

303035/61 95 ■
 Touch White Rettificato R9
 81x162 32"x64"




24

303039/52 133 ■
 Touch White Rettificato R9
 81x81 32"x32"



28

303043/31 13 ■
 Touch White Rettificato R9
 60x60 24"x24"



56

303047/32 66 ■
 Touch White Rettificato R9
 30x60 12"x24"



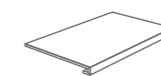
TOUCH WHITE 30x60 TOUCH BLACK 81x81

★ Disponibili solo su ordinazione • Available on demand

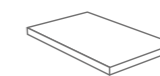
PEZZI SPECIALI
 TRIMS



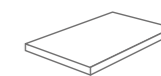
Battiscopa 7x60 22 ■
 801385/7 White 20



★ Gradino Frontale 30x60 134 ■
 801580/101 White 1



★ Gradino Angolare DX 30x60 68 ■
 801581/157 White 1



★ Gradino Angolare SX 30x60 68 ■
 801582/157 White 1

TOUCH FEEL GREY



12

303037/61 95 ■
Touch Grey Rettificato R9
81x162 32"x64"



24

303041/52 133 ■
Touch Grey Rettificato R9
81x81 32"x32"



28

303045/31 13 ■
Touch Grey Rettificato R9
60x60 24"x24"




56

303049/32 66 ■
Touch Grey Rettificato R9
30x60 12"x24"



TOUCH GREY 81x162

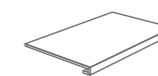


★ Disponibili solo su ordinazione • Available on demand

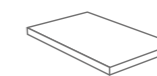
PEZZI SPECIALI TRIMS



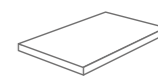
Battiscopa 7x60 22 ■
801387/7 Grey 20



★ Gradino Frontale 30x60 134 ■
801583/101 Grey 1



★ Gradino Angolare DX 30x60 68 ■
801584/157 Grey 1



★ Gradino Angolare SX 30x60 68 ■
801585/157 Grey 1

TOUCH FEEL BLACK



12

303036/61 95 ■
Touch Black Rettificato R9
81x162 32"x64"




24

303040/52 133 ■
Touch Black Rettificato R9
81x81 32"x32"



28

303044/31 13 ■
Touch Black Rettificato R9
60x60 24"x24"



56

303048/32 66 ■
Touch Black Rettificato R9
30x60 12"x24"



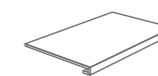
TOUCH BLACK 81x162 TOUCH WHITE 81x81

★ Disponibili solo su ordinazione • Available on demand

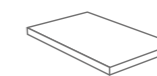
PEZZI SPECIALI TRIMS



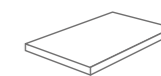
Battiscopa 7x60 22 ■
801386/7 Black 20



★ Gradino Frontale 30x60 134 ■
801586/101 Black 1



★ Gradino Angolare DX 30x60 68 ■
801587/157 Black 1



★ Gradino Angolare SX 30x60 68 ■
801588/157 Black 1

TOUCH FEEL BEIGE



12

303038/61 95 ■
Touch Beige Rettificato R9
81x162 32"x64"



24

303042/52 133 ■
Touch Beige Rettificato R9
81x81 32"x32"



28

303046/31 13 ■
Touch Beige Rettificato R9
60x60 24"x24"



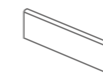
56

303050/32 66 ■
Touch Beige Rettificato R9
30x60 12"x24"

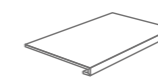


TOUCH BEIGE 81x81

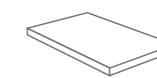
PEZZI SPECIALI TRIMS



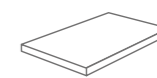
Battiscopa 7x60 22 ■
801388/7 Beige 20



★ Gradino Frontale 30x60 134 ■
801589/101 Beige 1



★ Gradino Angolare DX 30x60 68 ■
801590/157 Beige 1



★ Gradino Angolare SX 30x60 68 ■
801591/157 Beige 1

Per una posa ottimale si raccomanda l'utilizzo di distanziatori autolivellanti.

For an optimum installation we recommend the use of self-leveling spacers.

★ Disponibili solo su ordinazione • Available on demand

• Gli imballi speciali degli articoli in questo formato saranno addebitati ad Euro 50,00 l'uno

• Special package of items in this size will be charged Euro 50,00/each

PESI E MISURE / WEIGHT AND SIZES / POIDS ET MESURES / GEWICHTE UND VERPACKUNGEN								
dimensioni sizes dimensions abmessungen	spessore thickness épaisseur stärke	pz/collo pcs/box pc/boite stk/ktn	mq/collo sqm/box m/boite qm/ktn	kg/collo kg/box kg/boite kg/ktn	colli/pallet box/europal boites/europal ktn/europal	mq/pallet sqm/pallet m/pallet qm/pallet	kg/europal kg/europal kg/europal kg/europal	*
Fondo 81x162 Rettificato	10 mm	2	2,625	58,50	14	36,75	880	*
Fondo 81x81 Rettificato	9,5 mm	3	1,97	38,60	32	63,04	1260	
Fondo 60x60 Rettificato	9,5 mm	5	1,80	35,50	24	43,20	870	
Fondo 30x60 Rettificato	9,5 mm	7	1,26	25,00	40	50,40	1020	

BASIC

GRES PORCELLANATO IMPASTO COLORATO
 COLORED BODY PORCELAIN STONEWARE
 GRÈS CÉRAMÉ MASSE COLORÉ
 FEINSTEINZEUG MIT EINGEFAERBTEN SCHERBEN



COLORI • COLORS
 COULEURS • FARBEN



BASIC GREY 80x80

FORMATI • SIZES
 FORMATS • FORMATE



60x120 24"x48"
RETTIFICATO RECTIFIED



81x81 32"x32"
RETTIFICATO RECTIFIED
80x80 32"x32"
RETTIFICATO LAPPATO IN CRESTA
 RECTIFIED, HONED ON THE RIDGE



60x60 24"x24"
RETTIFICATO RECTIFIED



30x60 12"x24"
RETTIFICATO RECTIFIED

SPESSORE THICKNESS

20 mm 3/4" **30 mm** 1 1/4"



60x60 24"x24"
RETTIFICATO RECTIFIED



45x45 18"x18"

BASIC LIGHT GREY



302888/52 133 ■
Basic Light Grey Rettificato **R9**
81x81 32"x32"

303399/59 127 ■
Basic Light Grey
Rettificato Lappato in Cresta
80x80 32"x32"



302890/31 13 ■
Basic Light Grey Rettificato **R9**
60x60 24"x24"



303467/52 133 ■
Basic Light Grey Rettificato **R9**
60x120 24"x48"



302891/32 66 ■
Basic Light Grey Rettificato **R9**
30x60 12"x24"



302966/99 116 ■
Mosaico Multi Basic Light Grey
30x60 12"x24" 5



302901/136 67 ■
Mosaico 5x5 Basic Light Grey
30x30 12"x12" 12

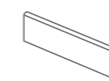


302905/22 42 ■
Mosaico Esagonetta
Basic Light Grey
30x34 12"x13" 5

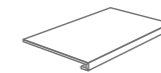


BASIC LIGHT GREY 81x81

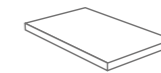
PEZZI SPECIALI TRIMS



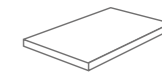
Battiscopa 7x60 22 ■
801303/7 Light Grey 20



* Gradino Frontale 30x60 134 ■
801638/101 Light Grey 1



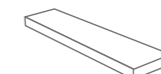
* Gradino Angolare DX 30x60 68 ■
801642/157 Light Grey 1



* Gradino Angolare SX 30x60 68 ■
801646/157 Light Grey 1



* Gradino Frontale 30x120 136 ■
801687/195 Light Grey 1



* Gradino Angolare DX 30x120 135 ■
801688/256 Light Grey 1



* Gradino Angolare SX 30x120 135 ■
801689/256 Light Grey 1

* Disponibili solo su ordinazione • Available on demand

BASIC GREY



302892/52 133

Basic Grey Rettificato R9

81x81 32"x32"

303400/59 127

Basic Grey

Rettificato Lappato in Cresta

80x80 32"x32"



302894/31 13

Basic Grey Rettificato R9

60x60 24"x24"



302895/32 66

Basic Grey Rettificato R9

30x60 12"x24"



302902/136 67

Mosaico 5x5 Basic Grey

30x30 12"x12" 12



303468/52 133

Basic Grey Rettificato R9

60x120 24"x48"



302967/99 116

Mosaico Multi Basic Grey

30x60 12"x24" 5



302906/22 42

Mosaico Esagonetta

Basic Grey 30x34 12"x13" 5

SPESSORE THICKNESS

20 mm 3/4" 30 mm 1 1/4"



303568/66 69

New Ultra Basic Grey Rettificato

SP 20 mm R11

60x60 24"x24" p. 286

303635/110 132

Ultra Basic Grey Rettificato

SP 30 mm R11

60x60 24"x24" p. 286



303580/50 80

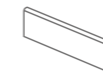
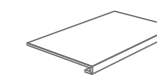
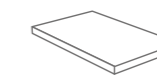
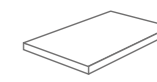
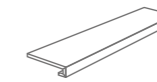
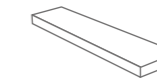
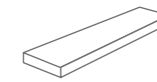
New Ultra Basic Grey Naturale

SP 20 mm R11

45x45 18"x18" p. 286



BASIC GREY 81x81

PEZZI SPECIALI
TRIMSBattiscopa 7x60 22
801304/7 Grey 20* Gradino Frontale 30x60 134
801639/101 Grey 1* Gradino Angolare DX 30x60 68
801643/157 Grey 1* Gradino Angolare SX 30x60 68
801647/157 Grey 1* Gradino Frontale 30x120 136
801684/195 Grey 1* Gradino Angolare DX 30x120 135
801685/256 Grey 1* Gradino Angolare SX 30x120 135
801686/256 Grey 1

* Disponibili solo su ordinazione • Available on demand

BASIC BEIGE



302884/52 133 ■

Basic Beige Rettificato R9

81x81 32"x32"

303397/59 127 ■

Basic Beige

Rettificato Lappato in Cresta

80x80 32"x32"



302886/31 13 ■

Basic Beige Rettificato R9

60x60 24"x24"



303465/52 133 ■

Basic Beige Rettificato R9

60x120 24"x48"



302887/32 66 ■

Basic Beige Rettificato R9

30x60 12"x24"



302965/99 116 ■

Mosaico Multi Basic Beige

30x60 12"x24"



302900/136 67 ■

Mosaico 5x5 Basic Beige

30x30 12"x12"



302904/22 42 ■

Mosaico Esagonetta

Basic Beige

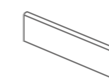
30x34 12"x13"



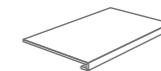
BASIC BEIGE 81x81



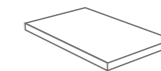
PEZZI SPECIALI TRIMS



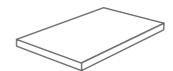
Battiscopa 7x60 22 ■
801302/7 Beige 20 ■



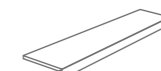
★ Gradino Frontale 30x60 134 ■
801640/101 Beige 1 ■



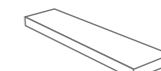
★ Gradino Angolare DX 30x60 68 ■
801644/157 Beige 1 ■



★ Gradino Angolare SX 30x60 68 ■
801648/157 Beige 1 ■



★ Gradino Frontale 30x120 136 ■
801678/195 Beige 1 ■



★ Gradino Angolare DX 30x120 135 ■
801679/256 Beige 1 ■



★ Gradino Angolare SX 30x120 135 ■
801680/256 Beige 1 ■

★ Disponibili solo su ordinazione • Available on demand

CEMENTI
BASIC FUMÈ



302896/52 133 ■
Basic Fumè Rettificato R9
81x81 32"x32"
303398/59 127 ■
Basic F
Rettificato Lappato in Cresta
80x80 32"x32"



302898/31 13 ■
Basic Fumè Rettificato R9
60x60 24"x24"



303466/52 133 ■
Basic Fumè Rettificato R9
60x120 24"x48"



302899/32 66 ■
Basic Fumè Rettificato R9
30x60 12"x24"



302968/99 116 ■
Mosaico Multi Basic Fumè
30x34 12"x13" 5



302903/136 67 ■
Mosaico 5x5 Basic Fumè
30x30 12"x12" 12



302907/22 42 ■
Mosaico Esagonetta
Basic Fumè
30x34 12"x13" 5

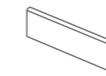


CEMENTI

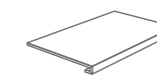


BASIC FUMÈ 81x81

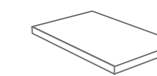
PEZZI SPECIALI
TRIMS



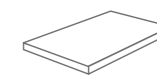
Battiscopa 7x60 22 ■
801305/7 Fumè 20



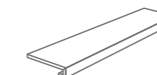
★ Gradino Frontale 30x60 134 ■
801641/101 Fumè 1



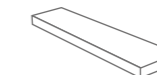
★ Gradino Angolare DX 30x60 68 ■
801645/157 Fumè 1



★ Gradino Angolare SX 30x60 68 ■
801649/157 Fumè 1



★ Gradino Frontale 30x120 136 ■
801681/195 Fumè 1



★ Gradino Angolare DX 30x120 135 ■
801682/256 Fumè 1



★ Gradino Angolare SX 30x120 135 ■
801683/256 Fumè 1

★ Disponibili solo su ordinazione • Available on demand

Per una posa ottimale si raccomanda l'utilizzo di distanziatori autolivellanti.
For an optimum installation we recommend the use of self-leveling spacers.

PESI E MISURE / WEIGHT AND SIZES / POIDS ET MESURES / GEWICHTE UND VERPACKUNGEN							
dimensioni sizes dimensions abmessungen	spessore thickness épaisseur stärke	pz/collo pcs/box pc/boite stk/ktn	mq/collo sqm/box m ² /boite qm/ktn	kg/collo kg/box kg/boite kg/ktn	colli/pallet box/europal boites/europal ktn/europal	mq/pallet sqm/pallet m ² /pallet qm/pallet	kg/europal kg/europal kg/europal kg/europal
Fondo 81x81 Rettificato	9,5 mm	3	1,97	38,60	32	63,04	1260
Fondo 80x80 Rettificato Lappato in Cresta	9,5 mm	3	1,92	38,60	32	61,44	1260
Fondo 60x120 Rettificato	9,5 mm	2	1,44	30,50	30	43,20	940
Fondo 60x60 Rettificato	9,5 mm	5	1,80	35,50	24	43,20	870
Fondo 30x60 Rettificato	9,5 mm	7	1,26	25,00	40	50,40	1020
Fondo 60x60 Rettificato	20 mm	2	0,72	31,20	30	21,60	960
Fondo 60x60 Rettificato	30 mm	1	0,36	25,00	40	14,40	1025
Fondo 45x45 Naturale	20 mm	3	0,608	25,30	52	31,616	1340

BASIC DEVELOPMENT

GRES PORCELLANATO
PORCELAIN STONEWARE
GRÈS CÉRAME
FEINSTEINZEUG



COLORI • COLORS
COULEURS • FARBEN



FORMATI • SIZES
FORMATS • FORMATE



31x62 12"x24"



45x45 18"x18"

BASIC D. GREY 45x45



BASIC D. LIGHT GREY 31x62
 BASIC D. GREY 45x45
 MOSAICO BASIC LIGHT GREY 30x30




303014/25 05 ■
 Basic D. Light Grey R10
 31x62 12"x24"



303013/25 05 ■
 Basic D. Grey R10
 31x62 12"x24"



303011/25 05 ■
 Basic D. Beige R10
 31x62 12"x24"



303012/25 05 ■
 Basic D. Fumè R10
 31x62 12"x24"



303057/25 05 ■
 Basic D. Light Grey R10
 45x45 18"x18"



303056/25 05 ■
 Basic D. Grey R10
 45x45 18"x18"



303054/25 05 ■
 Basic D. Beige R10
 45x45 18"x18"

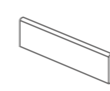


303055/25 05 ■
 Basic D. Fumè R10
 45x45 18"x18"

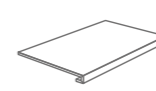


BASIC D. LIGHT GREY 45x45

PEZZI SPECIALI
 TRIMS



Battiscopa 7x60 20 ■
801303/7 Light Grey 22 ■
801304/7 Grey 22 ■
801302/7 Beige 22 ■
801305/7 Fumè 22 ■



★ Gradino Frontale 31x62 1 ■
801478/101 Light Grey 134 ■
801479/101 Grey 134 ■
801480/101 Beige 134 ■
801481/101 Fumè 134 ■

★ Disponibili solo su ordinazione • Available on demand

PESI E MISURE / WEIGHT AND SIZES / POIDS ET MESURES / GEWICHTE UND VERPACKUNGEN							
dimensioni sizes dimensions abmessungen	spessore thickness épaisseur stärke	pz/collo pcs/box pc/boite stk/ktn	mq/collo sqm/box m/boite qm/ktn	kg/collo kg/box kg/boite kg/ktn	colli/pallet box/europal boites/europal ktn/europal	mq/pallet sqm/pallet m/pallet qm/pallet	kg/europal kg/europal kg/europal kg/europal
Fondo 31x62	9 mm	7	1,35	22,60	60	81,00	1380
Fondo 45x45	9 mm	7	1,42	25,50	52	73,71	1345

FABRIC

GRES PORCELLANATO IMPASTO COLORATO
 COLORED BODY PORCELAIN STONEWARE
 GRÈS CÉRAME MASSE COLORÉ
 FEINSTEINZEUG MIT EINGEFAERBTEN SCHERBEN



COLORI • COLORS
 COULEURS • FARBEN



WHITE



GREY



ANTHRACITE



BEIGE

FORMATI • SIZES
 FORMATS • FORMATE



60x120 24"x48"
RETTIFICATO RECTIFIED



81x81 32"x32"
RETTIFICATO RECTIFIED



60x60 24"x24"
RETTIFICATO RECTIFIED



30x60 12"x24"
RETTIFICATO RECTIFIED

FABRIC WHITE 81x81

FABRIC WHITE



4

303405/52 133 ■
Fabric White Rettificato R9
60x120 24"x48"




303417/67 120 ■
Decoro Fabric (2 pz misti - 2 pcs mix)
60x120 24"x48"




6

303433/52 133 ■
Fabric White Rettificato R9
81x81 32"x32"



8

303409/31 13 ■
Fabric White Rettificato R9
60x60 24"x24"



16

303413/32 66 ■
Fabric White Rettificato R9
30x60 12"x24"



303503/136 67 ■
Mosaico 5x5 Fabric White
30x30 12"x12"



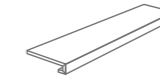
FABRIC WHITE 60x120 FABRIC ANTHRACITE 81x81
DECORO FABRIC 60x120

* Disponibili solo su ordinazione • Available on demand

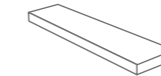
PEZZI SPECIALI TRIMS



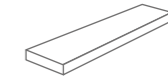
Battiscopa 7x60
801484/7 White 20



* Gradino Frontale 30x120 136
801488/195 White 1



* Gradino Angolare DX 30x120 135
801492/256 White 1



* Gradino Angolare SX 30x120 135
801496/256 White 1

FABRIC GREY



303406/52 133 ■
Fabric Grey Rettificato R9
60x120 24"x48"




303417/67 120 ■
Decoro Fabric (2 pz misti - 2 pcs mix)
60x120 24"x48"



303434/52 133 ■
Fabric Grey Rettificato R9
81x81 32"x32"



303410/31 13 ■
Fabric Grey Rettificato R9
60x60 24"x24"




303414/32 66 ■
Fabric Grey Rettificato R9
30x60 12"x24"



303504/136 67 ■
Mosaico 5x5 Fabric Grey
30x30 12"x12" 12 ■



FABRIC GREY 60x120

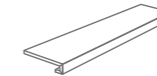


* Disponibili solo su ordinazione • Available on demand

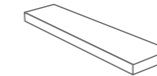
PEZZI SPECIALI TRIMS



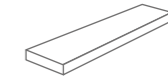
Battiscopa 7x60 22 ■
801485/7 Grey 20 ■



* Gradino Frontale 30x120 136 ■
801489/195 Grey 1 ■



* Gradino Angolare DX 30x120 135 ■
801493/256 Grey 1 ■



* Gradino Angolare SX 30x120 135 ■
801497/256 Grey 1 ■

FABRIC ANTHRACITE



4

303408/52 133 ■
Fabric Anthracite Rettificato R9
60x120 24"x48"



303417/67 120 ■
Decoro Fabric (2 pz misti - 2 pcs mix)
60x120 24"x48"



6

303436/52 133 ■
Fabric Anthracite Rettificato R9
81x81 32"x32"



8

303412/31 13 ■
Fabric Anthracite Rettificato R9
60x60 24"x24"



16

303416/32 66 ■
Fabric Anthracite Rettificato R9
30x60 12"x24"



303506/136 67 ■
Mosaico 5x5 Fabric Anthracite
30x30 12"x12" 12



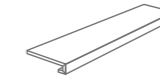
FABRIC GREY 60x120 FABRIC ANTHRACITE 60x120
DECORO FABRIC 60x120

* Disponibili solo su ordinazione • Available on demand

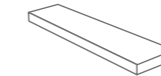
PEZZI SPECIALI TRIMS



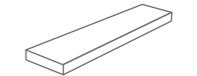
Battiscopa 7x60 22 ■
801487/7 Anthracite 20



* Gradino Frontale 30x120 136 ■
801491/195 Anthracite 1



* Gradino Angolare DX 30x120 135 ■
801495/256 Anthracite 1



* Gradino Angolare SX 30x120 135 ■
801499/256 Anthracite 1

FABRIC BEIGE




303407/52 133 ■
Fabric Beige Rettificato R9
60x120 24"x48"




303417/67 120 ■
Decoro Fabric (2 pz misti - 2 pcs mix)
60x120 24"x48"



303435/52 133 ■
Fabric Beige Rettificato R9
81x81 32"x32"



303411/31 13 ■
Fabric Beige Rettificato R9
60x60 24"x24"



303415/32 66 ■
Fabric Beige Rettificato R9
30x60 12"x24"

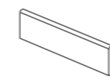


303505/136 67 ■
Mosaico 5x5 Fabric Beige
30x30 12"x12" 12 📦

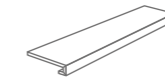


FABRIC BEIGE 60x120 FABRIC BEIGE 60x60
DECORO FABRIC 60x120

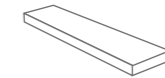
PEZZI SPECIALI TRIMS



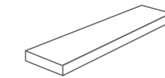
Battiscopa 7x60
801486/7 Beige



22 ■ ★ Gradino Frontale 30x120 136 ■
801490/195 Beige



★ Gradino Angolare DX 30x120 135 ■
801494/256 Beige



★ Gradino Angolare SX 30x120 135 ■
801498/256 Beige

Per una posa ottimale si raccomanda l'utilizzo di distanziatori autolivellanti.
For an optimum installation we recommend the use of self-leveling spacers.

★ Disponibili solo su ordinazione • Available on demand

PESI E MISURE / WEIGHT AND SIZES / POIDS ET MESURES / GEWICHTE UND VERPACKUNGEN								
dimensioni sizes dimensions abmessungen	spessore thickness épaisseur stärke	pz/collo pcs/box pc/boite stk/ktn	mq/collo sqm/box m/boite qm/ktn	kg/collo kg/box kg/boite kg/ktn	colli/pallet box/europal boites/europal ktn/europal	mq/pallet sqm/pallet m/pallet qm/pallet	kg/europal kg/europal kg/europal kg/europal	
Fondo 81x81 Rettificato	9,5 mm	3	1,97	38,60	32	63,04	1260	
Fondo 60x120 Rettificato/Decoro Fabric	9,5 mm	2	1,44	30,50	30	43,20	940	
Fondo 60x60 Rettificato	9,5 mm	5	1,80	35,50	24	43,20	870	
Fondo 30x60 Rettificato	9,5 mm	7	1,26	25,00	40	50,40	1020	





CEMENTI

GRES PORCELLANATO IMPASTO COLORATO
 COLORED BODY PORCELAIN STONEWARE
 GRÈS CÉRAMÉ MASSE COLORÉ
 FEINSTEINZEUG MIT EINGEFAERBTEN SCHERBEN



mix & match

COLORI • COLORS
 COULEURS • FARBEN



FORMATI • SIZES
 FORMATS • FORMATE




60x60 24"x24"
RETTIFICATO RECTIFIED




30x60 12"x24"
RETTIFICATO RECTIFIED



15x60 6"x24"
RETTIFICATO RECTIFIED



10x60 4"x24"
RETTIFICATO RECTIFIED



5x60 2"x24"
RETTIFICATO RECTIFIED

CEMENTI WHITE 60x60


CEMENTI BEIGE / SAND




302557/30 12 ■
Cementi Beige Rettificato **R9**
60x60 24"x24"




302558/30 12 ■
Cementi Sand Rettificato **R9**
60x60 24"x24"



302597/31 13 ■
Cementi Beige Rettificato **R9**
30x60 12"x24"



302598/31 13 ■
Cementi Sand Rettificato **R9**
30x60 12"x24"



302605/34 61 ■
Cementi Beige Rettificato **R9**
15x60 6"x24"



302606/34 61 ■
Cementi Sand Rettificato **R9**
15x60 6"x24"



302613/45 87 ■
Cementi Beige Rettificato **R9**
10x60 4"x24"



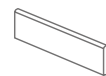
302614/45 87 ■
Cementi Sand Rettificato **R9**
10x60 4"x24"



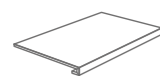
302621/54 74 ■
Cementi Beige Rettificato **R9**
5x60 2"x24"



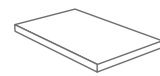
302622/54 74 ■
Cementi Sand Rettificato **R9**
5x60 2"x24"

PEZZI SPECIALI
TRIMS

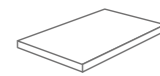
Battiscopa 7x60 20 ■
801088/7 Beige 22 ■
801089/7 Sand 22 ■



★ Gradino Frontale 30x60 1 ■
801651/101 Beige 134 ■
801652/101 Sand 134 ■



★ Gradino Angolare DX 30x60 1 ■
801657/157 Beige 68 ■
801658/157 Sand 68 ■




★ Gradino Angolare SX 30x60 1 ■
801663/157 Beige 68 ■
801664/157 Sand 68 ■

★ Disponibili solo su ordinazione
Available on demand




CEMENTI TAUPE / MUD



302559/30 12 ■
Cementi Taupe Rettificato **R9**
60x60 24"x24"



302560/31 13 ■
Cementi Mud Rettificato **R9**
60x60 24"x24"



302599/31 13 ■
Cementi Taupe Rettificato **R9**
30x60 12"x24"



302600/32 66 ■
Cementi Mud Rettificato **R9**
30x60 12"x24"



302607/34 61 ■
Cementi Taupe Rettificato **R9**
15x60 6"x24"



302608/35 62 ■
Cementi Mud Rettificato **R9**
15x60 6"x24"



302615/45 87 ■
Cementi Taupe Rettificato **R9**
10x60 4"x24"



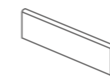
302616/46 59 ■
Cementi Mud Rettificato **R9**
10x60 4"x24"



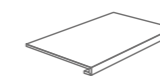
302623/54 74 ■
Cementi Taupe Rettificato **R9**
5x60 2"x24"



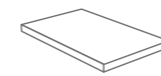
302624/55 81 ■
Cementi Mud Rettificato **R9**
5x60 2"x24"

PEZZI SPECIALI
TRIMS

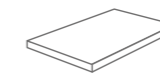
Battiscopa 7x60 20 ■
801090/7 Taupe 22 ■
801091/7 Mud 22 ■



★ Gradino Frontale 30x60 1 ■
801653/101 Taupe 134 ■
801654/101 Mud 134 ■




★ Gradino Angolare DX 30x60 1 ■
801659/157 Taupe 68 ■
801660/157 Mud 68 ■




★ Gradino Angolare SX 30x60 1 ■
801665/157 Taupe 68 ■
801666/157 Mud 68 ■

★ Disponibili solo su ordinazione
Available on demand



CEMENTI WHITE / GREY




302561/30 12 ■
Cementi White Rettificato **R9**
60x60 24"x24"



302562/30 12 ■
Cementi Grey Rettificato **R9**
60x60 24"x24"



302601/31 13 ■
Cementi White Rettificato **R9**
30x60 12"x24"




302602/31 13 ■
Cementi Grey Rettificato **R9**
30x60 12"x24"



302609/34 61 ■
Cementi White Rettificato **R9**
15x60 6"x24"




302610/34 61 ■
Cementi Grey Rettificato **R9**
15x60 6"x24"



302617/45 87 ■
Cementi White Rettificato **R9**
10x60 4"x24"



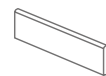
302618/45 87 ■
Cementi Grey Rettificato **R9**
10x60 4"x24"



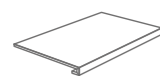
302625/54 74 ■
Cementi White Rettificato **R9**
5x60 2"x24"



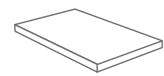
302626/54 74 ■
Cementi Grey Rettificato **R9**
5x60 2"x24"

PEZZI SPECIALI
TRIMS

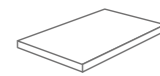
Battiscopa 7x60 20 ■
801092/7 White 22 ■
801093/7 Grey 22 ■



★ Gradino Frontale 30x60 1 ■
801655/101 White 134 ■
801656/101 Grey 134 ■




★ Gradino Angolare DX 30x60 1 ■
801661/157 White 68 ■
801662/157 Grey 68 ■




★ Gradino Angolare SX 30x60 1 ■
801667/157 White 68 ■
801668/157 Grey 68 ■


★ Disponibili solo su ordinazione
Available on demand




CEMENTI FOG / BLACK



302563/31 13 ■
Cementi Fog Rettificato **R9**
60x60 24"x24"



302564/31 13 ■
Cementi Black Rettificato **R9**
60x60 24"x24"



302603/32 66 ■
Cementi Fog Rettificato **R9**
30x60 12"x24"



302604/32 66 ■
Cementi Black Rettificato **R9**
30x60 12"x24"



302611/35 62 ■
Cementi Fog Rettificato **R9**
15x60 6"x24"



302612/35 62 ■
Cementi Black Rettificato **R9**
15x60 6"x24"



302619/46 59 ■
Cementi Fog Rettificato **R9**
10x60 4"x24"



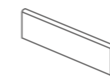
302620/46 59 ■
Cementi Black Rettificato **R9**
10x60 4"x24"



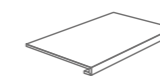
302627/55 81 ■
Cementi Fog Rettificato **R9**
5x60 2"x24"



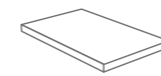
302628/55 81 ■
Cementi Black Rettificato **R9**
5x60 2"x24"

PEZZI SPECIALI
TRIMS

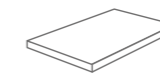
Battiscopa 7x60 20 ■
801094/7 Fog 22 ■
801095/7 Black 22 ■



★ Gradino Frontale 30x60 1 ■
801673/101 Fog 134 ■
801672/101 Black 134 ■




★ Gradino Angolare DX 30x60 1 ■
801675/157 Fog 68 ■
801674/157 Black 68 ■



★ Gradino Angolare SX 30x60 1 ■
801677/157 Fog 68 ■
801676/157 Black 68 ■

★ Disponibili solo su ordinazione
Available on demand






CEMENTI BEIGE 30x60 15x60 10x60 5x60
 CEMENTI SAND 15x60 10x60 5x60
 CEMENTI TAUPE 15x60 10x60 5x60
 CEMENTI MUD 60x60

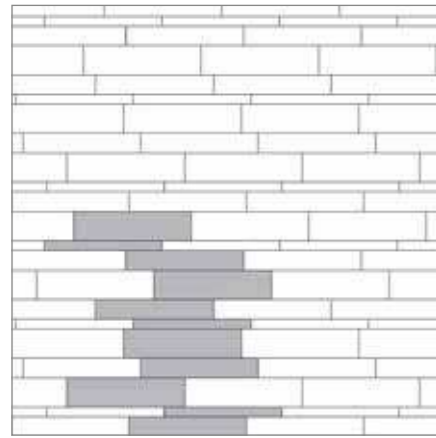


CEMENTI GREY 60x60
 CEMENTI WHITE 30x60




CEMENTI FOG 15x60 10x60 5x60
 CEMENTI WHITE 60x60


PESI E MISURE / WEIGHT AND SIZES / POIDS ET MESURES / GEWICHTE UND VERPACKUNGEN							
dimensioni sizes dimensions abmessungen	spessore thickness épaisseur stärke	pz/collo pcs/box pc/boite stk/ktn	mq/collo sqm/box m/boite qm/ktn	kg/collo kg/box kg/boite kg/ktn	coll/pallet box/europal boites/europal ktn/europal	mq/pallet sqm/pallet m/pallet qm/pallet	kg/europal kg/europal kg/europal kg/europal
Fondo 60x60 Rettificato	9,5 mm	5	1,80	35,50	24	43,20	870
Fondo 30x60 Rettificato	9,5 mm	7	1,26	25,00	40	50,40	1020
Fondo 15x60 Rettificato	9,5 mm	14	1,26	25,00	40	50,40	1020
Fondo 10x60 Rettificato	9,5 mm	16	0,96	19,00	50	48,00	975
Fondo 5x60 Rettificato	9,5 mm	32	0,96	19,00	50	48,00	975




SCHEMA 1
13%/mq 5x60 cm
35%/mq 10x60 cm
52%/mq 15x60 cm



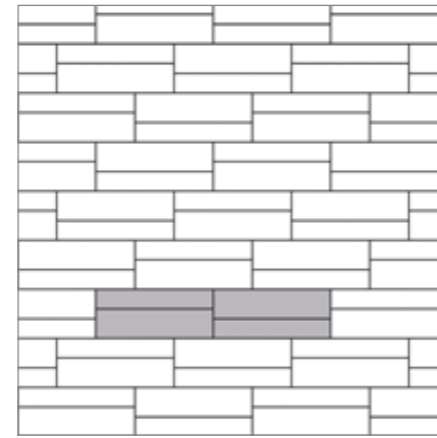
SCHEMA 2
17%/mq 5x60 cm
33%/mq 10x60 cm
50%/mq 15x60 cm




SCHEMA 3
38%/mq 5x60 cm
62%/mq 10x60 cm




SCHEMA 4
35%/mq 10x60 cm
65%/mq 15x60 cm



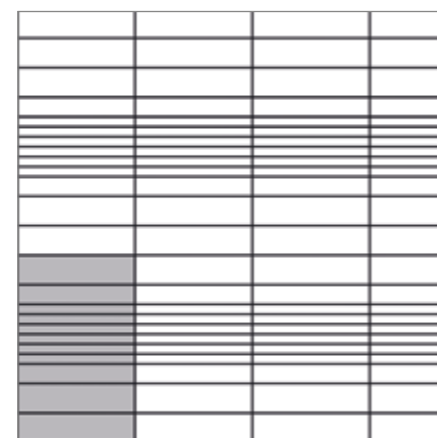
SCHEMA 5
40%/mq 10x60 cm
60%/mq 15x60 cm



SCHEMA 6
25%/mq 5x60 cm
27%/mq 10x60 cm
48%/mq 15x60 cm

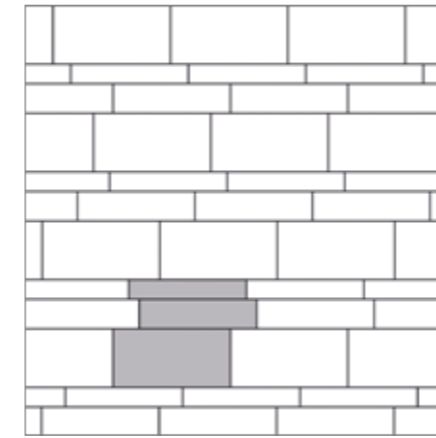


SCHEMA 7
23%/mq 5x60 cm
43%/mq 10x60 cm
34%/mq 15x60 cm



SCHEMA 8
32%/mq 5x60 cm
21%/mq 10x60 cm
47%/mq 15x60 cm

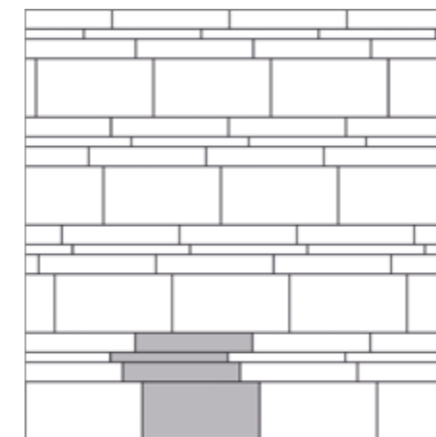
Nella realizzazione di tutti gli schemi mix&match è indispensabile utilizzare una fuga di 1,5 mm per mantenere la continuità della posa con altri formati.
When creating all types of mix&match laying schemes joints of at least 1.5 mm must be used in order to maintain continuity with other laying formats.



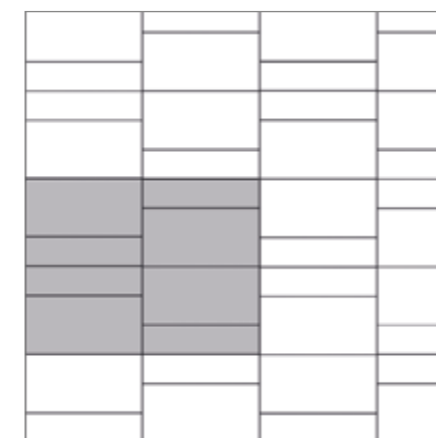
SCHEMA 9
18%/mq 10x60 cm
27%/mq 15x60 cm
55%/mq 30x60 cm



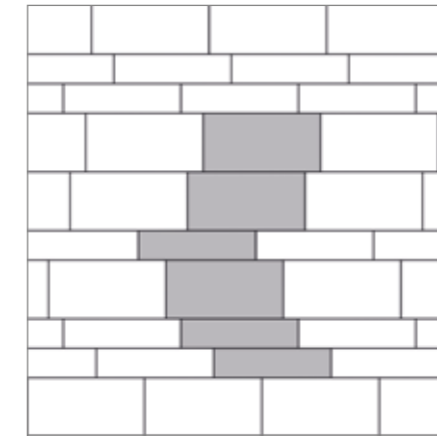
SCHEMA 10
11%/mq 5x60 cm
22%/mq 10x60 cm
33%/mq 15x60 cm
33%/mq 30x60 cm



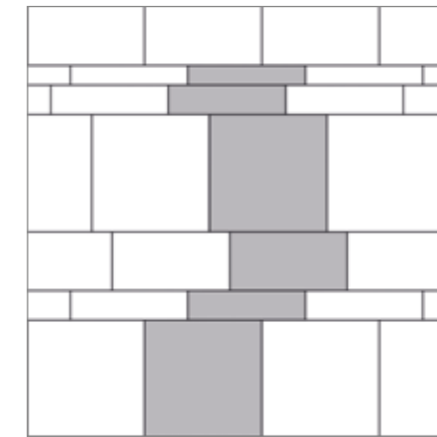
SCHEMA 11
9%/mq 5x60 cm
36%/mq 10x60 cm
55%/mq 30x60 cm



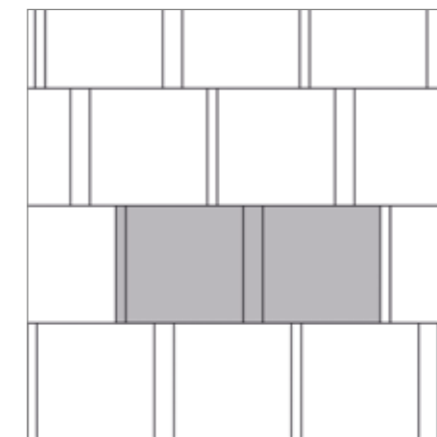
SCHEMA 12
33%/mq 15x60 cm
67%/mq 30x60 cm



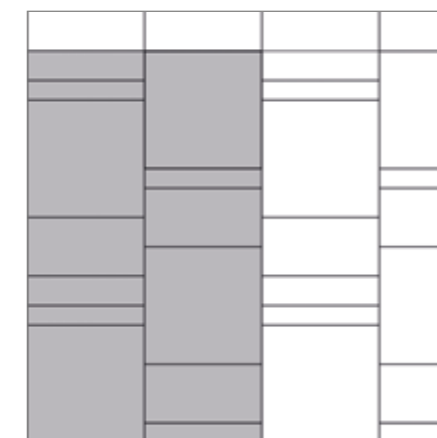
SCHEMA 13
33%/mq 15x60 cm
67%/mq 30x60 cm



SCHEMA 14
5%/mq 10x60 cm
16%/mq 15x60 cm
16%/mq 30x60 cm
63%/mq 60x60 cm



SCHEMA 15
4%/mq 5x60 cm
7%/mq 10x60 cm
89%/mq 60x60 cm



SCHEMA 16
10%/mq 10x60 cm
7%/mq 15x60 cm
23%/mq 30x60 cm
60%/mq 60x60 cm

Nella realizzazione di tutti gli schemi mix&match è indispensabile utilizzare una fuga di 1,5 mm per mantenere la continuità della posa con altri formati.
When creating all types of mix&match laying schemes joints of at least 1.5 mm must be used in order to maintain continuity with other laying formats.

EMOTION

GRES PORCELLANATO
 PORCELAIN STONEWARE
 GRÈS CÉRAME
 FEINSTEINZEUG



COLORI • COLORS
 COULEURS • FARBEN



FORMATI • SIZES
 FORMATS • FORMATE



81x81 32"x32"
RETTIFICATO RECTIFIED



60x60 24"x24"
RETTIFICATO RECTIFIED



31x31 12"x12"

EMOTION TAUPE 81x81

EMOTION BLANC



10

EMT051/50 80 ■
Emotion Blanc Rettificato R9
81x81 32"x32"



15

EMT011/29 10 ■
Emotion Blanc Rettificato R9
60x60 24"x24"



EMOTION BLANC 60x60



PEZZI SPECIALI
TRIMS



Battiscopa 7,2x60
EMT101/7 Blanc

22 ■
20 ■

EMOTION GRIS



10

EMT052/50 80 ■
Emotion Gris Rettificato R9
81x81 32"x32"



15

EMT012/29 10 ■
Emotion Gris Rettificato R9
60x60 24"x24"



26

EMT022/22 42 ■
Emotion Gris IN R9
31x31 12"x12"

EMT023/22 42 ■
Emotion Gris OUT R11
31x31 12"x12"



EMOTION GRIS 60x60

PEZZI SPECIALI TRIMS



Battiscopa 7,2x60
EMT102/7 Gris



Terminale a Elle Monolitico OUT R11 15x4x30
R04259/16 Gris

* É OBBLIGATORIO posare il Terminale a Elle Monolitico SFALSATO essendo di dimensione diversa rispetto alle piastrelle
It is MANDATORY to lay Terminale a Elle Monolitico STAGGERED (not following same joint) due to the difference in dimension between tiles and special pieces

EMOTION ANTHRACITE



10

EMT054/50 80
Emotion Anthracite Rettificato **R9**
81x81 32"x32"



15

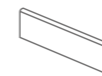
EMT014/29 10
Emotion Anthracite Rettificato **R9**
60x60 24"x24"



EMOTION ANTHRACITE 60x60



PEZZI SPECIALI TRIMS



Battiscopa 7,2x60
EMT104/7 Anthracite

22
20

EMOTION TAUPE



10

EMT053/50 80 ■
Emotion Taupe Rettificato R9
81x81 32"x32"



15

EMT013/29 10 ■
Emotion Taupe Rettificato R9
60x60 24"x24"



26

EMT032/22 42 ■
Emotion Taupe IN R9
31x31 12"x12"

EMT033/22 42 ■
Emotion Taupe OUT R11
31x31 12"x12"



EMOTION TAUPE 60x60

PEZZI SPECIALI
TRIMS

Battiscopa 7,2x60
EMT103/7 Taupe



Terminale a Elle Monolitico OUT R11 15x4x30
R04260/16 Taupe

*** É OBLIGATORIO** posare il Terminale a Elle Monolitico SFALSATO essendo di dimensione diversa rispetto alle piastrelle
It is MANDATORY to lay Terminale a Elle Monolitico STAGGERED (not following same joint) due to the difference in dimension between tiles and special pieces


PESI E MISURE / WEIGHT AND SIZES / POIDS ET MESURES / GEWICHTE UND VERPACKUNGEN							
dimensioni sizes dimensions abmessungen	spessore thickness épaisseur stärke	pz/collo pcs/box pc/boite stk/ktn	mq/collo sqm/box m/boite qm/ktn	kg/collo kg/box kg/boite kg/ktn	colli/pallet box/europal boites/europal ktn/europal	mq/pallet sqm/pallet m/pallet qm/pallet	kg/europal kg/europal kg/europal kg/europal
Fondo 81x81 Rettificato	9,5 mm	3	1,97	38,60	32	63,04	1260
Fondo 60x60 Rettificato	9,5 mm	5	1,80	35,50	24	43,20	870
Fondo 31x31	8,5 mm	14	1,35	22,22	72	97,20	1620

GIGA

GRES PORCELLANATO
PORCELAIN STONEWARE
GRÈS CÉRAME
FEINSTEINZEUG



COLORI • COLORS
COULEURS • FARBEN



FORMATI • SIZES
FORMATS • FORMATE



60x60 24"x24"
RETTIFICATO RECTIFIED

GIGA CREAM 60x60

GIGA CREAM




GIG001/29 10 ■
Giga Cream Rettificato **R9**
60x60 24"x24"

PEZZI SPECIALI
TRIMS

Battiscopa 7,2x60 22 ■
GIG101/7 Cream 20 📦



GIGA LAND




GIG004/29 10 ■
Giga Land Rettificato **R9**
60x60 24"x24"

PEZZI SPECIALI
TRIMS

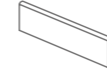
Battiscopa 7,2x60 22 ■
GIG104/7 Land 20 📦



GIGA IRON




GIG002/29 10 ■
Giga Iron Rettificato **R9**
60x60 24"x24"

PEZZI SPECIALI
TRIMS

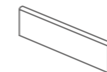
Battiscopa 7,2x60 22 ■
GIG102/7 Iron 20 📦




GIGA DUSK



GIG003/29 10 ■
Giga Dusk Rettificato **R9**
60x60 24"x24"

PEZZI SPECIALI
TRIMS

Battiscopa 7,2x60 22 ■
GIG103/7 Dusk 20 📦



PESI E MISURE / WEIGHT AND SIZES / POIDS ET MESURES / GEWICHTE UND VERPACKUNGEN

dimensioni sizes dimensions abmessungen	spessore thickness épaisseur stärke	pz/collo pcs/box pc/boite stk/ktn	mq/collo sqm/box m/boite qm/ktn	kg/collo kg/box kg/boite kg/ktn	coll/pallet box/europal boites/europal ktn/europal	mq/pallet sqm/pallet m/pallet qm/pallet	kg/europal kg/europal kg/europal kg/europal
Fondo 60x60 Rettificato	9,5 mm	4	1,44	26,72	32	46,08	880

GIGA DUSK 60x60



GIGA IRON 60x60





GIGA LAND 60x60

IKON

GRES PORCELLANATO IMPASTO COLORATO
 COLORED BODY PORCELAIN STONEWARE
 GRÈS CÉRAME MASSE COLORÉ
 FEINSTEINZEUG MIT EINGEFAERBTEN SCHERBEN



COLORI • COLORS
 COULEURS • FARBEN



FORMATI • SIZES
 FORMATS • FORMATE



30x122 12" x 48"
RETTIFICATO RECTIFIED



20x122 8" x 48"
RETTIFICATO RECTIFIED

IKON WALNUT 30x122

IKON AMBER




16

303660/50 80 ■
Ikon Amber Rettificato R9
30x122 12"x48"



24

303658/50 80 ■
Ikon Amber Rettificato R9
20x122 8"x48"

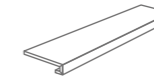


IKON AMBER 20x122

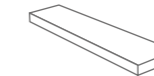
PEZZI SPECIALI
TRIMS



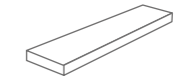
Battiscopa 7,5x61 22 ■
801572/7 Amber 20 ■



★ Gradino Frontale 30x122 136 ■
801574/195 Amber 1 ■



★ Gradino Angolare DX 30x122 135 ■
801575/256 Amber 1 ■



★ Gradino Angolare SX 30x122 135 ■
801576/256 Amber 1 ■

★ Disponibili solo
su ordinazione
Available
on demand

IKON WALNUT



16

303661/50 80 ■
Ikon Walnut Rettificato R9
30x122 12"x48"

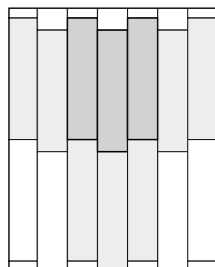


24

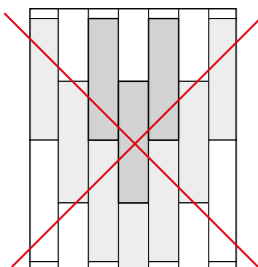
303659/50 80 ■
Ikon Walnut Rettificato R9
20x122 8"x48"



SCHEMI DI POSA LAYING PATTERNS



Si consiglia di posare il materiale sfalsato di 1/10.
We recommend laying the material in a 1/10 staggered arrangement.



Non è consigliabile posare il materiale sfalsato di 1/2.
We do not recommend laying the material in a 1/2 staggered pattern.

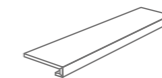


IKON WALNUT 20x122

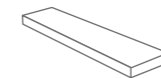
PEZZI SPECIALI TRIMS



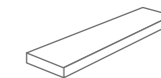
Battiscopa 7,5x61 22 ■
801573/7 Walnut 20



★ Gradino Frontale 30x122 136 ■
801577/195 Walnut 1



★ Gradino Angolare DX 30x122 135 ■
801578/256 Walnut 1



★ Gradino Angolare SX 30x122 135 ■
801579/256 Walnut 1

Per una posa ottimale si raccomanda l'utilizzo di distanziatori autolivellanti.
For an optimum installation we recommend the use of self-leveling spacers.

★ Disponibili solo su ordinazione • Available on demand

PESI E MISURE / WEIGHT AND SIZES / POIDS ET MESURES / GEWICHTE UND VERPACKUNGEN							
dimensioni sizes dimensions abmessungen	spessore thickness épaisseur stärke	pz/collo pcs/box pc/boite stk/ktn	mq/collo sqm/box m/boite qm/ktn	kg/collo kg/box kg/boite kg/ktn	colli/pallet box/europal boites/europal ktn/europal	mq/pallet sqm/pallet m/pallet qm/pallet	kg/europal kg/europal kg/europal kg/europal
Fondo 30x122 Rettificato	9,5 mm	4	1,46	29,50	36	52,70	1090
Fondo 20x122 Rettificato	9,5 mm	5	1,22	23,50	45	54,90	1085


UNIVERSAL OAK

GRES PORCELLANATO
 PORCELAIN STONEWARE
 GRÈS CÉRAME
 FEINSTEINZEUG



UNIVERSAL OAK 20,5x83


COLORI • COLORS
 COULEURS • FARBEN



FORMATI • SIZES
 FORMATS • FORMATE



27x163 10.5"x64"
RETTIFICATO RECTIFIED
AUTOLIVELLANTE SELF LEVELING



20x122 8"x48"
RETTIFICATO RECTIFIED



20,5x83 8"x33"
RETTIFICATO RECTIFIED

SPESSORE THICKNESS

17 mm 11/16"



40,5x81 16"x32"
RETTIFICATO RECTIFIED



UNIVERSAL OAK



24

303003/64 98 ■
 Universal Oak Rettificato **R9**
 27x163 10.5"x64"



57

R03676A/50 80 ■
 Universal Oak Rettificato **R10**
 20x122 8"x48"



48

303240/37 54 ■

Universal Oak Rettificato **IN R10**
 20,5x83 8"x33"

303243/40 78 ■

Universal Oak Rettificato **OUT R11**
 20,5x83 8"x33"

SPESSORE THICKNESS

17 mm 11/16"



36

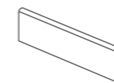
303106/95 117 ■

Ultra Universal Oak Rettificato **SP 17 mm R11**
 40,5x81 16"x32" p. 286



UNIVERSAL OAK 20x122

PEZZI SPECIALI TRIMS

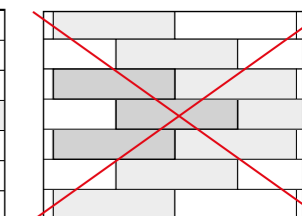
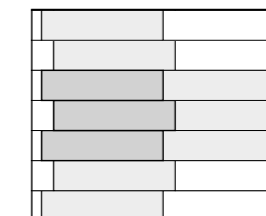


Battiscopa 6,5x83 32 ■
 801379/10 Oak 10 ■

Per una posa ottimale si raccomanda l'utilizzo di distanziatori autolivellanti.
 For an optimum installation we recommend the use of self-leveling spacers.

- Gli imballi speciali degli articoli in questo formato saranno addebitati ad Euro 50,00 l'uno
- Special package of items in this size will be charged Euro 50,00/each

SCHEMI DI POSA LAYING PATTERNS



Si consiglia di posare il materiale sfalsato di 1/10.
 We recommend laying the material in a 1/10 staggered arrangement.


Non è consigliabile posare il materiale sfalsato di 1/2.
 We do not recommend laying the material in a 1/2 staggered pattern.

PESI E MISURE / WEIGHT AND SIZES / POIDS ET MESURES / GEWICHTE UND VERPACKUNGEN

dimensioni sizes dimensions abmessungen	spessore thickness épaisseur stärke	pz/collo pcs/box pc/boite stk/ktn	mq/collo sqm/box m/boite qm/ktn	kg/collo kg/box kg/boite kg/ktn	colli/pallet box/europal boites/europal ktn/europal	mq/pallet sqm/pallet m/pallet qm/pallet	kg/europal kg/europal kg/europal kg/europal
Fondo 27x163 Rettificato	10 mm	3	1,32	28,00	54	71,28	1556 *
Fondo 20x122 Rettificato	9,5 mm	5	1,22	23,50	45	54,90	1085
Fondo 20,5x83 Rettificato	9,5 mm	7	1,191	25,60	42	50,02	1100
Fondo 40,5x81 Rettificato	17 mm	2	0,6561	24,00	28	18,37	697



ESSENZE

GRES PORCELLANATO
 PORCELAIN STONEWARE
 GRÈS CÉRAME
 FEINSTEINZEUG

V2
R9
R10
R11


HD

COLORI • COLORS
 COULEURS • FARBEN



FORMATI • SIZES
 FORMATS • FORMATE




27x163 10.5"x64"
RETTIFICATO RECTIFIED
AUTOLIVELLANTE SELF LEVELING



30x120 12"x48"
RETTIFICATO RECTIFIED
30x122 12"x48"
RETTIFICATO RECTIFIED



20x120 8"x48"
RETTIFICATO RECTIFIED



15x60 6"x24"
RETTIFICATO RECTIFIED

SPESSORE THICKNESS

17 mm 11/16" **20 mm** 3/4"



40,5x81 16"x32"
RETTIFICATO RECTIFIED



45x45 18"x18"

ESSENZE VANIGLIA 27x163

ESSENZE VANIGLIA



303000/62 99 ■
 Essenze Vaniglia Rettificato R9
 27x163 10.5"x64"



302849/47 112 ■
 Essenze Vaniglia Rettificato/Spazzolato R9
 30x120 12"x48"
303548/47 112 ■
 Essenze Vaniglia Rettificato/Spazzolato R10
 30x122 12"x48"



301662/47 112 ■
 Essenze Vaniglia Rettificato/Spazzolato R9
 20x120 8"x48"



303585/26 65 ■
 Essenze Vaniglia Rettificato R9
 15x60 6"x24"

SPESSORE THICKNESS

17 mm 11/16" 20 mm 3/4"



303265/99 116 ■
 Ultra Essenze Vaniglia Rettificato SP 17 mm R11
 40,5x81 16"x32" p. 286



303578/50 80 ■
 New Ultra Essenze Vaniglia Naturale SP 20 mm R11
 45x45 18"x18" p. 286

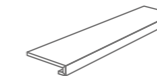


VANIGLIA 30x120

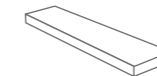
PEZZI SPECIALI TRIMS



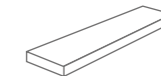
Battiscopa 7x60 22 ■
801190/7 Vaniglia 20



* Gradino Frontale 30x120 136 ■
801212/195 Vaniglia 1



* Gradino Angolare DX 30x120 135 ■
801269/256 Vaniglia 1



* Gradino Angolare SX 30x120 135 ■
801272/256 Vaniglia 1

* Disponibili solo su ordinazione
 Available on demand

ESSENZE CANNELLA



302999/62 99 ■
 Essenze Cannella Rettificato R9
 27x163 10.5"x64"



302847/47 112 ■
 Essenze Cannella Rettificato/Spazzolato R9
 30x120 12"x48"
303549/47 112 ■
 Essenze Cannella Rettificato/Spazzolato R10
 30x122 12"x48"



301664/47 112 ■
 Essenze Cannella Rettificato/Spazzolato R9
 20x120 8"x48"



303583/26 65 ■
 Essenze Cannella Rettificato IN R9
 15x60 6"x24"
303584/29 10 ■
 Essenze Cannella Rettificato OUT R11
 15x60 6"x24"

SPESSORE THICKNESS

17 mm 11/16"



303263/99 116 ■
 Ultra Essenze Cannella Rettificato SP 17 mm R11
 40,5x81 16"x32"
 p. 286



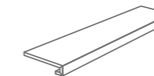
CANNELLA 20x120
 TOUCH BLACK 30x60



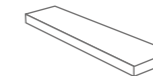
PEZZI SPECIALI TRIMS



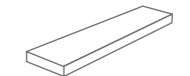
Battiscopa 7x60 22 ■
801191/7 Cannella 20



* Gradino Frontale 30x120 136 ■
801265/195 Cannella 1



* Gradino Angolare DX 30x120 135 ■
801270/256 Cannella 1



* Gradino Angolare SX 30x120 135 ■
801273/256 Cannella 1

* Disponibili solo su ordinazione
 Available on demand

ESSENZE SANDALO



12

302850/47 112 ■
 Essenze Sandalo Rettificato/Spazzolato R9
 30x120 12"x48"



18

301661/47 112 ■
 Essenze Sandalo Rettificato/Spazzolato R9
 20x120 8"x48"



72

303586/26 65 ■
 Essenze Sandalo Rettificato R9
 15x60 6"x24"

SPESSORE THICKNESS

17 mm 11/16"



32

303271/99 116 ■
 Ultra Essenze Sandalo Rettificato SP 17 mm R11
 40,5x81 16"x32" p. 286

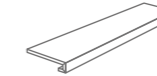


SANDALO 30x120

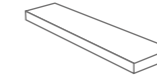
PEZZI SPECIALI TRIMS



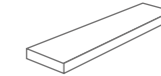
Battiscopa 7x60 22 ■
801192/7 Sandalo 20



* Gradino Frontale 30x120 136 ■
801209/195 Sandalo 1



* Gradino Angolare DX 30x120 135 ■
801210/256 Sandalo 1



* Gradino Angolare SX 30x120 135 ■
801211/256 Sandalo 1

* Disponibili solo su ordinazione
 Available on demand

ESSENZE GELSOMINO



12

302848/47 112 ■
 Essenze Gelsomino Rettificato/Spazzolato R9
 30x120 12"x48"



18

301663/47 112 ■
 Essenze Gelsomino Rettificato/Spazzolato R9
 20x120 8"x48"



72

303581/26 65 ■
 Essenze Gelsomino Rettificato IN R9
 15x60 6"x24"
303582/29 10 ■
 Essenze Gelsomino Rettificato OUT R11
 15x60 6"x24"

SPESSORE THICKNESS

17 mm 11/16" 20 mm 3/4"



32

303262/99 116 ■
 Ultra Essenze Gelsomino Rettificato SP 17 mm R11
 40,5x81 16"x32" p. 286



24

303579/50 80 ■
 New Ultra Essenze Gelsomino Naturale SP 20 mm R11
 45x45 18"x18" p. 286



GELSOMINO 20x120

PEZZI SPECIALI TRIMS

★ Disponibili solo su ordinazione
 Available on demand



Battiscopa 7x60 22 ■
801189/7 Gelsomino 20



★ Gradino Frontale 30x120 136 ■
801268/195 Gelsomino 1

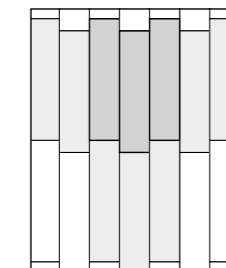


★ Gradino Angolare DX 30x120 135 ■
801271/256 Gelsomino 1

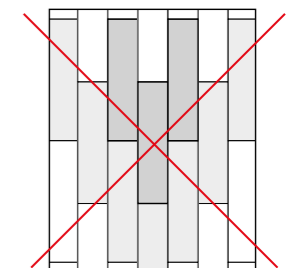


★ Gradino Angolare SX 30x120 135 ■
801274/256 Gelsomino 1

SCHEMI DI POSA LAYING PATTERNS



Si consiglia di posare il materiale sfalsato di 1/10.
 We recommend laying the material in a 1/10 staggered arrangement.



Non è consigliabile posare il materiale sfalsato di 1/2.
 We do not recommend laying the material in a 1/2 staggered pattern.

Per una posa ottimale si raccomanda l'utilizzo di distanziatori autolivellanti.

For an optimum installation we recommend the use of self-leveling spacers.

★ Gli imballi speciali degli articoli in questo formato saranno addebitati ad Euro 50,00 l'uno

★ Special package of items in this size will be charged Euro 50,00/each




PESI E MISURE / WEIGHT AND SIZES / POIDS ET MESURES / GEWICHTE UND VERPACKUNGEN									
dimensioni sizes dimensions abmessungen	spessore thickness épaisseur stärke	pz/collo pcs/box pc/boite stk/ktn	mq/collo sqm/box m/boite qm/ktn	kg/collo kg/box kg/boite kg/ktn	colli/pallet box/europal boites/europal ktn/europal	mq/pallet sqm/pallet m/pallet qm/pallet	kg/europal kg/europal kg/europal kg/europal		
Fondo 27x163 Rettificato	10 mm	3	1,32	28,00	54	71,28	1556	*	
Fondo 30x120 Rettificato/Spazzolato	9,5 mm	4	1,44	30,00	36	51,84	1105		
Fondo 30x122 Rettificato/Spazzolato	9,5 mm	4	1,46	30,30	36	52,70	1115		
Fondo 20x120 Rettificato/Spazzolato	9,5 mm	5	1,20	25,00	45	54,00	1150		
Fondo 15x60 Rettificato	8,5 mm	15	1,35	24,00	40	54,00	985		
Fondo 45x45 Naturale	20 mm	3	0,608	25,30	52	31,616	1340		
Fondo 40,5x81 Rettificato	17 mm	2	0,6561	24,00	28	18,37	697		

AKABA

GRES PORCELLANATO IMPASTO COLORATO
 COLORED BODY PORCELAIN STONEWARE
 GRÈS CÉRAME MASSE COLORÉ
 FEINSTEINZEUG MIT EINGEFAERBTEN SCHERBEN



COLORI • COLORS
 COULEURS • FARBEN



FORMATI • SIZES
 FORMATS • FORMATE



30x122 12" x 48"
RETTIFICATO RECTIFIED



20x122 8" x 48"
RETTIFICATO RECTIFIED

AKABA ELM 20x122

AKABA WHITE



303295/50

80

Akaba White Rettificato R9



20x122 8"x48"

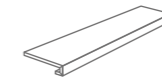




AKABA WHITE 20x122

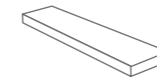
PEZZI SPECIALI
TRIMS





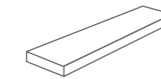
Battiscopa 7,5x61 22 
801442/7 White 20 






Gradino Frontale 30x122 136 
801446/195 White 1 



Gradino Angolare DX 30x122 135 
801450/256 White 1 



Gradino Angolare SX 30x122 135 
801454/256 White 1 

 **Disponibili solo su ordinazione**
Available on demand

AKABA TEAK



32

303300/50 80

Akaba Teak Rettificato **R9**
30x122 12"x48"



48

303297/50 80

Akaba Teak Rettificato **R9**
20x122 8"x48"



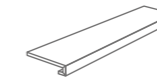
AKABA TEAK 30x122 AKABA TEAK 20x122

PEZZI SPECIALI
TRIMS



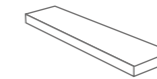
Battiscopa 7,5x61 22

801444/7 Teak 20



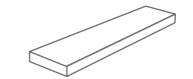
* Gradino Frontale 30x122 136

801448/195 Teak 1



* Gradino Angolare DX 30x122 135

801452/256 Teak 1



* Gradino Angolare SX 30x122 135

801456/256 Teak 1

* **Disponibili solo su ordinazione**
Available on demand

AKABA ELM



303299/50 80 
 Akaba Elm Rettificato R9
 30x122 12"x48"



303296/50 80 
 Akaba Elm Rettificato R9
 20x122 8"x48"





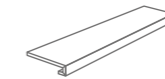
AKABA ELM 30x122





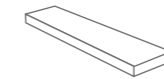
PEZZI SPECIALI
 TRIMS





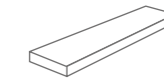
Battiscopa 7,5x61 22 
 801443/7 Elm 20 





* Gradino Frontale 30x122 136 
 801447/195 Elm 1 



* Gradino Angolare DX 30x122 135 
 801451/256 Elm 1 



* Gradino Angolare SX 30x122 135 
 801455/256 Elm 1 

* Disponibili solo
 su ordinazione
 Available
 on demand

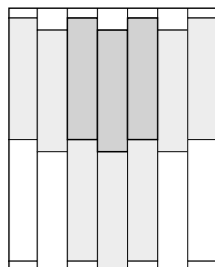
AKABA EBONY



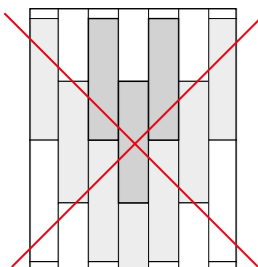
303298/50 80 
 Akaba Ebony Rettificato R9
 20x122 8" x48"



SCHEMI DI POSA LAYING PATTERNS



Si consiglia di posare il materiale sfalsato di 1/10.
 We recommend laying the material in a 1/10 staggered arrangement.





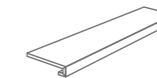
Non è consigliabile posare il materiale sfalsato di 1/2.
 We do not recommend laying the material in a 1/2 staggered pattern.





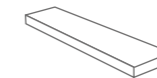
PEZZI SPECIALI TRIMS





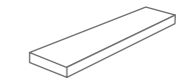
Battiscopa 7,5x61 22 
 801445/7 Ebony 20 



★ Gradino Frontale 30x122 136 
 801449/195 Ebony 1 



★ Gradino Angolare DX 30x122 135 
 801453/256 Ebony 1 



★ Gradino Angolare SX 30x122 135 
 801457/256 Ebony 1 

Per una posa ottimale si raccomanda l'utilizzo di distanziatori autolivellanti.
 For an optimum installation we recommend the use of self-leveling spacers.

★ Disponibili solo su ordinazione • Available on demand


PESI E MISURE / WEIGHT AND SIZES / POIDS ET MESURES / GEWICHTE UND VERPACKUNGEN							
dimensioni sizes dimensions abmessungen	spessore thickness épaisseur stärke	pz/collo pcs/box pc/boite stk/ktn	mq/collo sqm/box m/boite qm/ktn	kg/collo kg/box kg/boite kg/ktn	colli/pallet box/europal boites/europal ktn/europal	mq/pallet sqm/pallet m/pallet qm/pallet	kg/europal kg/europal kg/europal kg/europal
Fondo 30x122 Rettificato	9,5 mm	4	1,46	30,30	36	52,70	1115
Fondo 20x122 Rettificato	9,5 mm	5	1,22	23,50	45	54,90	1085

SIERRA

GRES PORCELLANATO
 PORCELAIN STONEWARE
 GRÈS CÉRAME
 FEINSTEINZEUG



COLORI • COLORS
 COULEURS • FARBEN



FORMATI • SIZES
 FORMATS • FORMATE



20x122 8" x 48"
RETTIFICATO RECTIFIED



15x60 6" x 24"
RETTIFICATO RECTIFIED

SIERRA GRIGIO 20x122

SIERRA GRIGIO




45

R03780/41 115 ■
Sierra Grigio Rettificato **R9**
20x122 8"x48"



120

R04204/26 65 ■
Sierra Grigio Rettificato **R9**
15x60 6"x24"

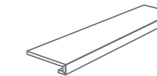


SIERRA GRIGIO 20x122

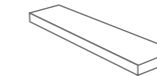
PEZZI SPECIALI
TRIMS



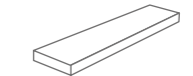
Battiscopa 7,5x61,5 22 ■
R03784/7 Grigio 20



★ Gradino Frontale 30x122 136 ■
R04357/195 Grigio 1



★ Gradino Angolare DX 30x122 135 ■
R04361/256 Grigio 1



★ Gradino Angolare SX 30x122 135 ■
R04389/256 Grigio 1

★ Disponibili solo
su ordinazione
Available
on demand

SIERRA ROVERE



R03856/41 115 ■
 Sierra Rovere Rettificato **R9**
 20x122 8"x48"



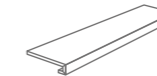
R04202/26 65 ■
 Sierra Rovere Rettificato **R9**
 15x60 6"x24"



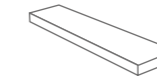
PEZZI SPECIALI
 TRIMS



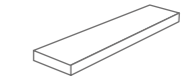
Battiscopa 7,5x61,5 22 ■
R03857/7 Rovere 20



★ Gradino Frontale 30x122 136 ■
R04360/195 Rovere 1



★ Gradino Angolare DX 30x122 135 ■
R04364/256 Rovere 1



★ Gradino Angolare SX 30x122 135 ■
R04390/256 Rovere 1

★ **Disponibili solo su ordinazione**
 Available on demand

SIERRA BEIGE




R03778/41 115 ■
Sierra Beige Rettificato **R9**
20x122 8"x48"



R04203/26 65 ■
Sierra Beige Rettificato **R9**
15x60 6"x24"



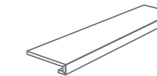
SIERRA BEIGE 20x122



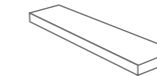
PEZZI SPECIALI
TRIMS



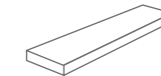
Battiscopa 7,5x61,5 22 ■
R03782/7 Beige 20



★ Gradino Frontale 30x122 136 ■
R04358/195 Beige 1



★ Gradino Angolare DX 30x122 135 ■
R04362/256 Beige 1



★ Gradino Angolare SX 30x122 135 ■
R04391/256 Beige 1

★ Disponibili solo
su ordinazione
Available
on demand

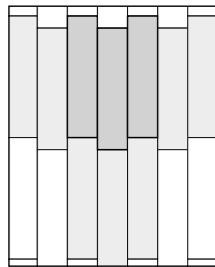
SIERRA NOCE



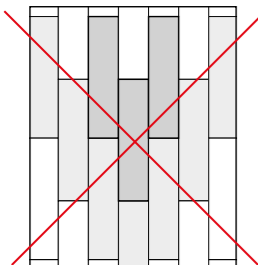
R03779/41 115 ■
 Sierra Noce Rettificato R9
 20x122 8"x48"



SCHEMI DI POSA LAYING PATTERNS



Si consiglia di posare il materiale sfalsato di 1/10.
 We recommend laying the material in a 1/10 staggered arrangement.

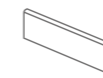


Non è consigliabile posare il materiale sfalsato di 1/2.
 We do not recommend laying the material in a 1/2 staggered pattern.

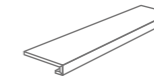


SIERRA NOCE 20x122

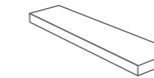
PEZZI SPECIALI TRIMS



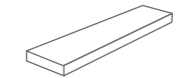
Battiscopa 7,5x61,5 22 ■
R03783/7 Noce 20



★ Gradino Frontale 30x122 136 ■
R04359/195 Noce 1



★ Gradino Frontale DX 30x122 135 ■
R04363/256 Noce 1



★ Gradino Frontale SX 30x122 135 ■
R04392/256 Noce 1

Per una posa ottimale si raccomanda l'utilizzo di distanziatori autolivellanti.
 For an optimum installation we recommend the use of self-leveling spacers.

★ Disponibili solo su ordinazione • Available on demand

PESI E MISURE / WEIGHT AND SIZES / POIDS ET MESURES / GEWICHTE UND VERPACKUNGEN							
dimensioni sizes dimensions abmessungen	spessore thickness épaisseur stärke	pz/collo pcs/box pc/boite stk/ktn	mq/collo sqm/box m/boite qm/ktn	kg/collo kg/box kg/boite kg/ktn	colli/pallet box/europal boites/europal ktn/europal	mq/pallet sqm/pallet m/pallet qm/pallet	kg/europal kg/europal kg/europal kg/europal
Fondo 20x122 Rettificato	9,5 mm	5	1,22	23,90	45	54,90	1100
Fondo 15x60 Rettificato	8,5 mm	15	1,35	23,00	40	54,00	945

BRICKONE

GRES PORCELLANATO
PORCELAIN STONEWARE
GRÈS CÉRAME
FEINSTEINZEUG



COLORI • COLORS
COULEURS • FARBEN

FORMATI • SIZES
FORMATS • FORMATE



7,4x31 3"x12"



VECCHIA FIRENZE 7,4x31

BRICKONE ANTICA ROMA

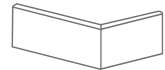


BKN003/38 49 ■

Antica Roma
7,4x31 3"x12"

Superficie posata con fuga da 1 cm
Installed surface with 1 cm joint
Pose joint 1 cm compris
Verlegte oberflaecke mit einer 1 cm fuge

PEZZI SPECIALI TRIMS



Angolare 31x15,5x7,4 60 ■
BKN013/16 Antica Roma 12 ■



ANTICA ROMA 7,4x31

BRICKONE TERRE D'UMBRIA

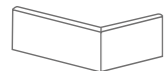


BKN002/38 49 ■

Terre D'Umbria
7,4x31 3"x12"

Superficie posata con fuga da 1 cm
Installed surface with 1 cm joint
Pose joint 1 cm compris
Verlegte oberflaecke mit einer 1 cm fuge

PEZZI SPECIALI TRIMS



Angolare 31x15,5x7,4 60 ■
BKN012/16 Terre D'Umbria 12 ■



TERRE D'UMBRIA 7,4x31

BRICKONE VECCHIA FIRENZE



BKN001/38

49

Vecchia Firenze

7,4x31 3"x12"

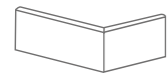
Superficie posata con fuga da 1 cm

Installed surface with 1 cm joint

Pose joint 1 cm compris

Verlegte oberflaecke mit einer 1 cm fuge

PEZZI SPECIALI TRIMS



Angolare 31x15,5x7,4

60

BKN011/16 Vecchia Firenze

12



VECCHIA FIRENZE 7,4x31

BRICKONE ROSSO BERLINO



BKN004/38

49

Rosso Berlino

7,4x31 3"x12"

Superficie posata con fuga da 1 cm

Installed surface with 1 cm joint

Pose joint 1 cm compris

Verlegte oberflaecke mit einer 1 cm fuge

PEZZI SPECIALI TRIMS



Angolare 31x15,5x7,4

60

BKN014/16 Rosso Berlino

12



ROSSO BERLINO 7,4x31

BRICKONE FUMO DI LONDRA



BKN006/38 49

Fumo di Londra

7,4x31 3"x12"

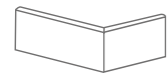
Superficie posata con fuga da 1 cm

Installed surface with 1 cm joint

Pose joint 1 cm compris

Verlegte oberflaecke mit einer 1 cm fuge

PEZZI SPECIALI TRIMS



Angolare 31x15,5x7,4 60

BKN016/16 Fumo di Londra 12



FUMO DI LONDRA 7,4x31



BRICKONE BIANCO MANHATTAN



BKN005/38 49

Bianco Manhattan

7,4x31 3"x12"

Superficie posata con fuga da 1 cm

Installed surface with 1 cm joint

Pose joint 1 cm compris

Verlegte oberflaecke mit einer 1 cm fuge

PEZZI SPECIALI TRIMS



Angolare 31x15,5x7,4 60

BKN015/16 Bianco Manhattan 12



BIANCO MANHATTAN 7,4x31



* Superficie posata • Installed surface

PESI E MISURE / WEIGHT AND SIZES / POIDS ET MESURES / GEWICHTE UND VERPACKUNGEN

dimensioni sizes dimensions abmessungen	spessore thickness epaisseur stärke	pz/collo pcs/box pc/boite stk/ktn	mq/collo sqm/box m/boite qm/ktn	kg/collo kg/box kg/boite kg/ktn	coll/pallet box/europal boites/europal ktn/europal	mq/pallet sqm/pallet m/pallet qm/pallet	kg/europal kg/europal kg/europal kg/europal
Fondo 7,4x31	9 mm	34	0,91 *	12,70	85	77,35 *	1100



WALLPAPERS

GRES PORCELLANATO
 PORCELAIN STONEWARE
 GRÈS CÉRAME
 FEINSTEINZEUG



COLORI • COLORS
 COULEURS • FARBEN

FORMATI • SIZES
 FORMATS • FORMATE



60x120 24"x48"
RETTIFICATO RECTIFIED



WALLPAPERS 60x120

WALLPAPERS FOLIAGE



303520/74


122

Foliage Rettificato (2 pz misti - 2 pcs mix)

60x120 24"x48"



FOLIAGE 60x120



WALLPAPERS GOLDEN FERN



303525/74 122
Golden Fern Rettificato (2 pz misti - 2 pcs mix)
60x120 24"x48"



GOLDEN FERN 60x120



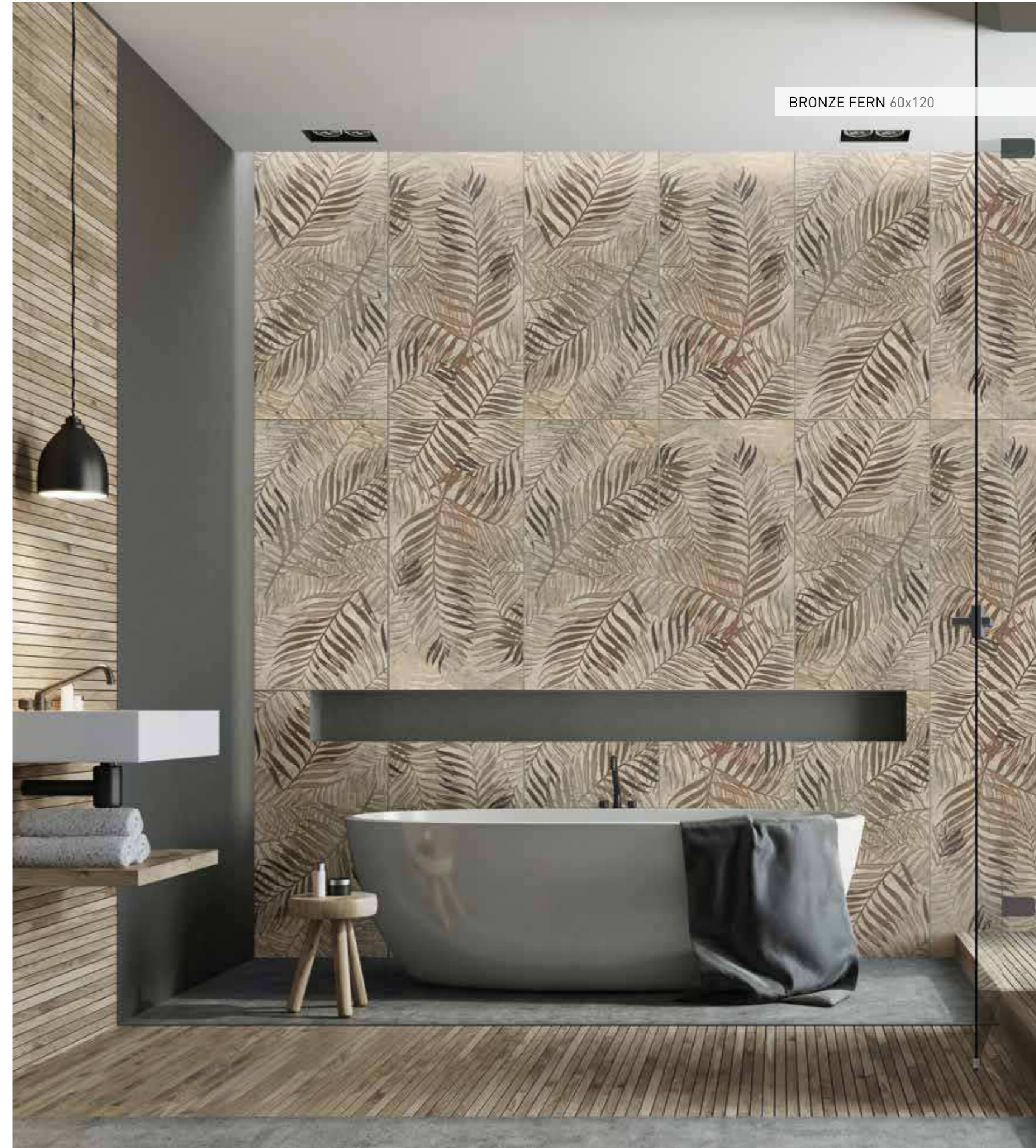
WALLPAPERS BRONZE FERN



303524/74 122
Bronze Fern Rettificato (2 pz misti - 2 pcs mix)
60x120 24"x48"



BRONZE FERN 60x120



WALLPAPERS GEOMETRIC



303522/74 122 ■
Geometric Rettificato (2 pz misti - 2 pcs mix)
60x120 24"x48"



GEOMETRIC 60x120



WALLPAPERS LINES



303521/74

122

Lines Rettificato (2 pz misti - 2 pcs mix)

60x120 24"x48"



LINES 60x120



WALLPAPERS PEONY



303523/74 122 ■
Peony Rettificato (3 pz misti - 3 pcs mix)
60x120 24"x48"



PEONY 60x120



WALLPAPERS IMPACT



303526/74

122

Impact Rettificato (2 pz misti - 2 pcs mix)

60x120 24"x48"



IMPACT 60x120



Per una posa ottimale si raccomanda l'utilizzo di distanziatori autolivellanti.
For an optimum installation we recommend the use of self-leveling spacers.

PESI E MISURE / WEIGHT AND SIZES / POIDS ET MESURES / GEWICHTE UND VERPACKUNGEN							
dimensioni sizes dimensions abmessungen	spessore thickness épaisseur stärke	pz/collo pcs/box pc/boite stk/ktn	mq/collo sqm/box m/boite qm/ktn	kg/collo kg/box kg/boite kg/ktn	coll/pallet box/europal boites/europal ktn/europal	mq/pallet sqm/pallet m/pallet qm/pallet	kg/europal kg/europal kg/europal kg/europal
Fondo 60x120 Rettificato	9,5 mm	2	1,44	30,50	30	43,20	940

VILLAGE COLOR

BICOTTURA ATOMIZZATA

ATOMIZED DOUBLE-FIRED WALL TILE
REVÊTEMENT ATOMISÉ EN BICUISSON
ATOMIZIERTEN ZWEIBRANDVERFAHREN WANDFLIESE

HD



COLORI • COLORS
COULEURS • FARBEN



BIANCO



CREMA

FORMATI • SIZES
FORMATS • FORMATE



25x75 10"x30"

VILLAGE COLOR CREMA
VILLAGE COLOR CANNETTA CREMA
VILLAGE COLOR RIQUADRI
SIERRA BEIGE 15x60

VILLAGE COLOR



VLC001/32 66 ■
Village Color Bianco
25x75 10"x30"



VLC011/34 61 ■
Village Color Cannetta Bianco
25x75 10"x30"



VLC002/32 66 ■
Village Color Crema
25x75 10"x30"



VLC012/34 61 ■
Village Color Cannetta Crema
25x75 10"x30"



VLC100/34 61 ■
Village Color Riquadri (12 pz misti - 12 pcs mix)
25x75 10"x30"

GRES PORCELLANATO • PORCELAIN STONWARE
PAVIMENTI CONSIGLIATI • RECOMMENDED FLOORING

EMOTION	GRIS	TAUPE			pag. 154
GIGA	CREAM	LAND	IRON	DUSK	pag. 164
SIERRA	GRIGIO	ROVERE	BEIGE	NOCE	pag. 200
ESSENZE	VANIGLIA	CANNELLA	SANDALO	GELSOMINO	pag. 180

VILLAGE COLOR BIANCO
VILLAGE COLOR CANNETTA BIANCO
VILLAGE COLOR RIQUADRI
GIGA DUSK 60x60



PESI E MISURE / WEIGHT AND SIZES / POIDS ET MESURES / GEWICHTE UND VERPACKUNGEN							
dimensioni sizes dimensions abmessungen	spessore thickness épaisseur stärke	pz/collo pcs/box pc/boite stk/ktn	mq/collo sqm/box m/boite qm/ktn	kg/collo kg/box kg/boite kg/ktn	coll/pallet box/europal boites/europal ktn/europal	mq/pallet sqm/pallet m/pallet qm/pallet	kg/europal kg/europal kg/europal kg/europal
Fondo 25x75	9 mm	8	1,50	24,00	36	54,00	889
Fondo Cannetta 25x75	9 mm	8	1,50	24,00	36	54,00	889
Decoro Riquadri 25x75	9 mm	8	1,50	24,00	36	54,00	889

HARMONY

BICOTTURA ATOMIZZATA
ATOMIZED DOUBLE-FIRED WALL TILE
REVÊTEMENT ATOMISÉ EN BICUISSON
ATOMIZIERTEN ZWEIBRANDVERFAHREN WANDFLIESE

HD




HARMONY PEARL LUCIDO
HARMONY GREY LUCIDO
HARMONY MIX DECORO LUCIDO
EMOTION GRIS 60x60

COLORI • COLORS
COULEURS • FARBEN



FORMATI • SIZES
FORMATS • FORMATE



25x75 10"x30"

HARMONY



303544/32 66 ■
Harmony Pearl Lucido
25x75 10"x30"



303547/34 61 ■
Harmony Pearl Wave Lucido
25x75 10"x30"



303543/34 61 ■
Harmony Mix Decoro Lucido
25x75 10"x30"



303545/32 66 ■
Harmony Grey Lucido
25x75 10"x30"



303546/34 61 ■
Harmony Grey Wave Lucido
25x75 10"x30"

GRES PORCELLANATO • PORCELAIN STONEWARE
PAVIMENTI CONSIGLIATI • RECOMMENDED FLOORING



303309/31 13 ■
Smot White Rettificato **R9**
60x60 24"x24" p. 102
303313/52 133 ■
Smot White **Lappato plus+** Rettificato
59x59 23"x23" p. 102



303310/31 13 ■
Smot Grey Rettificato **R9**
60x60 24"x24" p. 104
303314/52 133 ■
Smot Grey **Lappato plus+** Rettificato
59x59 23"x23" p. 104



EMT012/29 10 ■
Emotion Gris Rettificato **R9**
60x60 24"x24" p. 158
EMT022/27 91 ■
Emotion Gris IN **R9**
31x31 12"x12" p. 158



HARMONY PEARL LUCIDO 25x75
HARMONY PEARL WAVE LUCIDO 25x75
HARMONY GREY WAVE LUCIDO 25x75
EMOTION GRIS 60x60

PESI E MISURE / WEIGHT AND SIZES / POIDS ET MESURES / GEWICHTE UND VERPACKUNGEN

dimensioni sizes dimensions abmessungen	spessore thickness épaisseur stärke	pz/collo pcs/box pc/boite stk/ktn	mq/collo sqm/box m/boite qm/ktn	kg/collo kg/box kg/boite kg/ktn	colli/pallet box/europal boites/europal ktn/europal	mq/pallet sqm/pallet m/pallet qm/pallet	kg/europal kg/europal kg/europal kg/europal
Fondo 25x75	9 mm	8	1,50	24,00	36	54,00	889
Decoro Wave 25x75	9 mm	8	1,50	24,00	36	54,00	889
Mix Decoro 25x75	9 mm	8	1,50	24,00	36	54,00	889
Fondo 60x60 Rettificato	9,5 mm	5	1,80	35,50	24	43,20	870
Fondo 59x59 Lappato Plus Rettificato	9,5 mm	5	1,74	36,30	24	41,76	897
Fondo 31x31	8,5 mm	14	1,35	22,22	72	97,20	1620

SOHO

BICOTTURA ATOMIZZATA
 ATOMIZED DOUBLE-FIRED WALL TILE
 REVÊTEMENT ATOMISÉ EN BICUISSON
 ATOMIZIERTEN ZWEIBRANDVERFAHREN WANDFLIESE

HD




SOHO LIGHT SATINATO
 SOHO DARK ONDA SATINATO
 SOHO MIX DECORO SATINATO
 EMOTION TAUPE 60x60

COLORI • COLORS
 COULEURS • FARBEN



FORMATI • SIZES
 FORMATS • FORMATE



25x75 10"x30"

SOHO



303550/32 66 ■
Soho Light Satinato
25x75 10"x30"



303553/34 61 ■
Soho Light Onda Satinato
25x75 10"x30"



303552/34 61 ■
Soho Mix Decoro Satinato
25x75 10"x30"



303551/32 66 ■
Soho Dark Satinato
25x75 10"x30"



303554/34 61 ■
Soho Dark Onda Satinato
25x75 10"x30"

GRES PORCELLANATO • PORCELAIN STONEWARE
PAVIMENTI CONSIGLIATI • RECOMMENDED FLOORING



303292/31 13 ■
Quarry Tundra Rettificato **R9**
60x60 24"x24" p. 74
303340/41 115 ■
Quarry Tundra Rettificato Lappato in Cresta
60x60 24"x24" p. 74



EMT013/29 10 ■
Emotion Taupe Rettificato **R9**
60x60 24"x24" p. 162
EMT032/27 91 ■
Emotion Taupe **IN R9**
31x31 12"x12" p. 162



SOHO DARK SATINATO 25x75
SOHO LIGHT ONDA SATINATO 25x75
SOHO MIX DECORO SATINATO 25x75
EMOTION TAUPE 60x60

PESI E MISURE / WEIGHT AND SIZES / POIDS ET MESURES / GEWICHTE UND VERPACKUNGEN								
dimensioni sizes dimensions abmessungen	spessore thickness épaisseur stärke	pz/collo pcs/box pc/boite stk/ktn	mq/collo sqm/box m/boite qm/ktn	kg/collo kg/box kg/boite kg/ktn	colli/pallet boxes/europal boites/europal ktn/europal	mq/pallet sqm/pallet m/pallet qm/pallet	kg/europal kg/europal kg/europal kg/europal	
Fondo 25x75	9 mm	8	1,50	24,00	36	54,00	889	
Decoro Onda 25x75	9 mm	8	1,50	24,00	36	54,00	889	
Mix Decoro 25x75	9 mm	8	1,50	24,00	36	54,00	889	
Fondo 60x60 Rettificato	9,5 mm	5	1,80	35,50	24	43,20	870	
Fondo 60x60 Rettificato Lappato in Cresta	9,5 mm	5	1,80	35,50	24	43,20	870	
Fondo 31x31	8,5 mm	14	1,35	22,22	72	97,20	1620	

VINCI


BICOTTURA ATOMIZZATA
 ATOMIZED DOUBLE-FIRED WALL TILE
 REVÊTEMENT ATOMISÉ EN BICUISSON
 ATOMIZIERTEN ZWEIBRANDVERFAHREN WANDFLIESE

HD

COLORI • COLORS
 COULEURS • FARBEN



FORMATI • SIZES
 FORMATS • FORMATE



25x75 10"x30"

VINCI PEARL SATINATO
 VINCI PEARL ONDA SATINATO
 VINCI GREY ONDA SATINATO
 EMOTION GRIS 60x60

VINCI



303556/32 66 ■
Vinci Pearl Satinato
25x75 10"x30"



303557/34 61 ■
Vinci Pearl Onda Satinato
25x75 10"x30"



303560/34 61 ■
Vinci Mix Decoro Satinato
25x75 10"x30"



303558/32 66 ■
Vinci Grey Satinato
25x75 10"x30"



303559/34 61 ■
Vinci Grey Onda Satinato
25x75 10"x30"

GRES PORCELLANATO • PORCELAIN STONEWARE
PAVIMENTI CONSIGLIATI • RECOMMENDED FLOORING



303309/31 13 ■
Smot White Rettificato **R9**
60x60 24"x24" p. 102
303313/52 133 ■
Smot White **Lappato plus+** Rettificato
59x59 23"x23" p. 102



303310/31 13 ■
Smot Grey Rettificato **R9**
60x60 24"x24" p. 104
303314/52 133 ■
Smot Grey **Lappato plus+** Rettificato
59x59 23"x23" p. 104



EMT012/29 10 ■
Emotion Gris Rettificato **R9**
60x60 24"x24" p. 158
EMT022/27 91 ■
Emotion Gris IN **R9**
31x31 12"x12" p. 158



VINCI PEARL SATINATO 25x75
VINCI GREY SATINATO 25x75
VINCI MIX DECORO SATINATO 25x75
EMOTION GRIS 60x60

PESI E MISURE / WEIGHT AND SIZES / POIDS ET MESURES / GEWICHTE UND VERPACKUNGEN									
dimensioni sizes dimensions abmessungen	spessore thickness épaisseur stärke	pz/collo pcs/box pc/boite stk/ktn	mq/collo sqm/box m/boite qm/ktn	kg/collo kg/box kg/boite kg/ktn	colli/pallet box/europal boites/europal ktn/europal	mq/pallet sqm/pallet m/pallet qm/pallet	kg/europal kg/europal kg/europal kg/europal		
Fondo 25x75	9 mm	8	1,50	24,00	36	54,00	889		
Decoro Onda 25x75	9 mm	8	1,50	24,00	36	54,00	889		
Mix Decoro 25x75	9 mm	8	1,50	24,00	36	54,00	889		
Fondo 60x60 Rettificato	9,5 mm	5	1,80	35,50	24	43,20	870		
Fondo 59x59 Lappato Plus Rettificato	9,5 mm	5	1,74	36,30	24	41,76	897		
Fondo 31x31	8,5 mm	14	1,35	22,22	72	97,20	1620		



WAKE UP

BICOTTURA ATOMIZZATA
ATOMIZED DOUBLE-FIRED WALL TILE
REVÊTEMENT ATOMISÉ EN BICUISSON
ATOMIZIERTEN ZWEIBRANDVERFAHREN WANDFLIESE

HD



COLORI • COLORS
COULEURS • FARBEN




FORMATI • SIZES
FORMATS • FORMATE



25x75 10"x30"

WAKE BIANCO 25x75
ONDA WAKE BLUE 25x75
ESSENZE VANIGLIA 15x60

WAKE UP



302582/34 61 ■
Wake Bianco
25x75 10"x30"



302583/37 54 ■
Wake Lilla
25x75 10"x30"



302587/37 54 ■
Wake Blue
25x75 10"x30"




201595/15 39 ■
Bacchetta Wake Lilla
3x75 1.2"x30" 12



201599/15 39 ■
Bacchetta Wake Blue
3x75 1.2"x30" 12



302640/40 78 ■
Onda Wake Bianco
25x75 10"x30"



302641/40 78 ■
Onda Wake Lilla
25x75 10"x30"



302645/40 78 ■
Onda Wake Blue
25x75 10"x30"



201600/61 95 ■
Cosmic Bianco A (8 swarovski originali)
25x75 10"x30" 4



Nuvola Wake 12,5x75 6
001210/14 Bianco 38 ■
001212/14 Lilla 38 ■



201603/43 102 ■
Flowers Blue
25x75 10"x30" 4



201642/40 78 ■
Flirt
25x75 10"x30" 6



Nuvola Wake 12,5x75 6
001210/14 Bianco 38 ■
001215/14 Blue 38 ■



201619/32 66 ■
Dandy Blue
25x75 10"x30" 4

WAKE BIANCO 25x75
WAKE LILLA 25x75
NUVOLA WAKE LILLA 12,5x75
NUVOLA WAKE BIANCO 12,5x75
SIERRA NOCE 15x60



GRES PORCELLANATO • PORCELAIN STONWARE
PAVIMENTI CONSIGLIATI • RECOMMENDED FLOORING

CEMENTI	WHITE				pag. 144
SIERRA	GRIGIO	ROVERE	BEIGE	NOCE	pag. 200
ESSENZE	VANIGLIA	CANNELLA	SANDALÒ	GELSOMINO	pag. 180

PESI E MISURE / WEIGHT AND SIZES / POIDS ET MESURES / GEWICHTE UND VERPACKUNGEN							
dimensioni sizes dimensions abmessungen	spessore thickness épaisseur stärke	pz/collo pcs/box pc/boite stk/ktn	mq/collo sqm/box m/boite qm/ktn	kg/collo kg/box kg/boite kg/ktn	colli/pallet box/europal boites/europal ktn/europal	mq/pallet sqm/pallet m/pallet qm/pallet	kg/europal kg/europal kg/europal kg/europal
Fondo Wake 25x75	9,5 mm	8	1,50	24	36	54,00	889

SMOT

BICOTTURA ATOMIZZATA
 ATOMIZED DOUBLE-FIRED WALL TILE
 REVÊTEMENT ATOMISÉ EN BICUISSON
 ATOMIZIERTEN ZWEIBRANDVERFAHREN WANDFLIESE

HD



SMOT GREY 20x60
 DECORO SMOT 20x60
 SMOT GREY 60x60

COLORI • COLORS
 COULEURS • FARBEN



FORMATI • SIZES
 FORMATS • FORMATE



20x60 8"x24"

SMOT



303478/29 10 ■
Smot White
20x60 8"x24"




303479/29 10 ■
Smot Grey
20x60 8"x24"



303480/32 66 ■
Mosaico Smot
20x60 8"x24"



303489/32 66 ■
Decoro Smot
20x60 8"x24"



SMOT WHITE 20x60
SMOT GREY 20x60
MOSAICO SMOT 20x60
SMOT GREY 60x60



GRES PORCELLANATO • PORCELAIN STONEWARE
PAVIMENTI CONSIGLIATI • RECOMMENDED FLOORING



303309/31 13 ■
Smot White Rettificato **R9**
60x60 24"x24" p. 102
303313/52 133 ■
Smot White **Lappato plus+** Rettificato
59x59 23"x23" p. 102



303310/31 13 ■
Smot Grey Rettificato **R9**
60x60 24"x24" p. 104
303314/52 133 ■
Smot Grey **Lappato plus+** Rettificato
59x59 23"x23" p. 104


PESI E MISURE / WEIGHT AND SIZES / POIDS ET MESURES / GEWICHTE UND VERPACKUNGEN								
dimensioni sizes dimensions abmessungen	spessore thickness épaisseur stärke	pz/collo pcs/box pc/boite stk/ktn	mq/collo sqm/box m/boite qm/ktn	kg/collo kg/box kg/boite kg/ktn	coll/pallet box/europal boites/europal ktn/europal	mq/pallet sqm/pallet m/pallet qm/pallet	kg/europal kg/europal kg/europal kg/europal	
Fondo 20x60	9 mm	13	1,56	23,50	48	74,88	1155	
Mosaico 20x60	9 mm	13	1,56	24,50	24	37,44	610	
Decoro 20x60	9 mm	13	1,56	23,50	24	37,44	590	
Fondo 60x60 Rettificato	9,5 mm	5	1,80	35,50	24	43,20	870	
Fondo 59x59 Lappato Plus Rettificato	9,5 mm	5	1,74	36,30	24	41,76	897	

PLANET


BICOTTURA ATOMIZZATA
 ATOMIZED DOUBLE-FIRED WALL TILE
 REVÊTEMENT ATOMISÉ EN BICUISSON
 ATOMIZIERTEN ZWEIBRANDVERFAHREN WANDFLIESE

HD

COLORI • COLORS
 COULEURS • FARBEN



FORMATI • SIZES
 FORMATS • FORMATE



20x60 8" x 24"

PLANET GHIACCIO
 PLANET GRIGIO
 MOSAICO PLANET GRIGIO
 LISTELLO PLANET GRIGIO
 PLANET GREY 45x45

PLANET



303284/26 65 ■
Planet Ghiaccio
20x60 8"x24"



303283/26 65 ■
Planet Grigio
20x60 8"x24"



303286/29 10 ■
Mosaico Planet Grigio
20x60 8"x24"



201703/07 22 ■
Listello Planet Grigio
4,8x60 2"x24" 12



303281/26 65 ■
Planet Avorio
20x60 8"x24"



303282/26 65 ■
Planet Beige
20x60 8"x24"



303285/29 10 ■
Mosaico Planet Beige
20x60 8"x24"



201702/07 22 ■
Listello Planet Beige
4,8x60 2"x24" 12

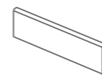
GRES PORCELLANATO • PORCELAIN STONWARE
PAVIMENTI CONSIGLIATI • RECOMMENDED FLOORING



R03708/26 65 ■
Planet Grey R9
45x45 18"x18"



R03709/26 65 ■
Planet Beige R9
45x45 18"x18"

PEZZI SPECIALI
TRIMS

Battiscopa 8,5x45 20 ■
R03800/7 Grey 22 ■
R03799/7 Beige 22 ■



PLANET AVORIO 20x60
PLANET BEIGE 20x60
MOSAICO PLANET BEIGE 20x60
LISTELLO PLANET BEIGE 4,8x60
PLANET BEIGE 45x45

PESI E MISURE / WEIGHT AND SIZES / POIDS ET MESURES / GEWICHTE UND VERPACKUNGEN

dimensioni sizes dimensions abmessungen	spessore thickness épaisseur stärke	pz/collo pcs/box pc/boite stk/ktn	mq/collo sqm/box m/boite qm/ktn	kg/collo kg/box kg/boite kg/ktn	coll/pallet box/europal boites/europal ktn/europal	mq/pallet sqm/pallet m/pallet qm/pallet	kg/europal kg/europal kg/europal kg/europal
Fondo 20x60	9 mm	13	1,56	23,50	48	74,88	1155
Mosaico 20x60	9 mm	13	1,56	24,50	48	74,88	1200
Fondo 45x45	9 mm	7	1,4175	25,50	52	73,71	1345

BASIC

BICOTTURA ATOMIZZATA

ATOMIZED DOUBLE-FIRED WALL TILE
REVÊTEMENT ATOMISÉ EN BICUISSON
ATOMIZIERTEN ZWEIBRANDVERFAHREN WANDFLIESE

HD

COLORI • COLORS COULEURS • FARBEN



FORMATI • SIZES FORMATS • FORMATE



20x45 8"x18"

BASIC LIGHT GREY 20x45
BASIC VIOLET 20x45
GRAFFITO 20x45
BASIC LIGHT GREY 60x60

BASIC



302908/26 06 ■
Basic Beige
20x45 8"x18"



302910/26 06 ■
Basic Light Grey
20x45 8"x18"



302909/26 06 ■
Basic White
20x45 8"x18"



302912/26 06 ■
Basic Violet
20x45 8"x18"



001302/24 03 ■
Brocade Violet
20x45 8"x18" 6



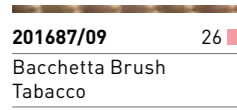
001294/24 03 ■
Brocade Verde
20x45 8"x18" 6



001298/24 03 ■
Camille
20x45 8"x18" 6



001301/24 03 ■
Camille Violet
20x45 8"x18" 6



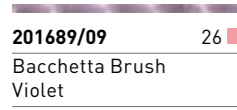
201687/09 26 ■
Bacchetta Brush
Tabacco
1,5x45 0,6"x18" 6



001297/24 03 ■
Minimal
20x45 8"x18" 6



201688/09 26 ■
Bacchetta Brush
Silver
1,5x45 0,6"x18" 6



201689/09 26 ■
Bacchetta Brush
Violet
1,5x45 0,6"x18" 6



302916/35 62 ■
Graffito
[9 pz misti - 9 pcs mix]
20x45 8"x18"



303393/35 62 ■
Decò Basic
[4 pz misti - 4 pcs mix]
20x45 8"x18"



001299/24 03 ■
Rosa Baroque
[2 pz misti - 2 pcs mix]
20x45 8"x18" 6



BASIC LIGHT GREY 20x45
MINIMAL 20x45
BASIC LIGHT GREY 60x60

GRES PORCELLANATO • PORCELAIN STONWARE
PAVIMENTI CONSIGLIATI • RECOMMENDED FLOORING

BASIC	LIGHT GREY	GREY	BEIGE	pag. 120
BASIC DEVELOPMENT	LIGHT GREY	GREY	BEIGE	pag. 130

PESI E MISURE / WEIGHT AND SIZES / POIDS ET MESURES / GEWICHTE UND VERPACKUNGEN							
dimensioni sizes dimensions abmessungen	spessore thickness épaisseur stärke	pz/collo pcs/box pc/boite stk/ktn	mq/collo sqm/box m/boite qm/ktn	kg/collo kg/box kg/boite kg/ktn	colli/pallet box/europal boites/europal ktn/europal	mq/pallet sqm/pallet m/pallet qm/pallet	kg/europal kg/europal kg/europal kg/europal
Fondo 20x45	8 mm	16	1,44	22,60	52	74,88	1200
Decoro m² 20x45	8 mm	16	1,44	22,60	26	37,44	600




EASY LINE

BICOTTURA ATOMIZZATA


ATOMIZED DOUBLE-FIRED WALL TILE
REVÊTEMENT ATOMISÉ EN BICUISSON
ATOMIZIERTEN ZWEIBRANDVERFAHREN WANDFLIESE

HD

COLORI • COLORS
COULEURS • FARBEN



FORMATI • SIZES
FORMATS • FORMATE



20x45 8"x18"

EASY WHITE 20x45
EASY GREEN 20x45
MOSAICO EASY 20x45
TEXTURE EASY 20x45
CEMENTI GREY 60x60

EASY LINE



301867/26 06 ■
Easy Beige
20x45 8"x18"



301868/26 06 ■
Easy Grey
20x45 8"x18"



301869/26 06 ■
Easy Green
20x45 8"x18"



301866/26 06 ■
Easy White
20x45 8"x18"



301870/26 06 ■
Easy Purple
20x45 8"x18"



001291/24 03 ■
Kelly Beige
20x45 8"x18"



302879/32 66 ■
Mosaico Easy
20x45 8"x18"



001289/24 03 ■
Bollicine Easy
20x45 8"x18"



001292/24 03 ■
Piquet White
20x45 8"x18"




001290/24 03 ■
Kelly Purple
20x45 8"x18"

201681/11 33 ■
Bacchetta Easy
Beige
2x45 0,8"x18" 12

201682/11 33 ■
Bacchetta Easy
Grey
2x45 0,8"x18" 12

201684/11 33 ■
Bacchetta Easy
Green
2x45 0,8"x18" 12



303392/35 62 ■
Texture Easy
(3 pz misti - 3 pcs mix)
20x45 8"x18" 16

201683/11 33 ■
Bacchetta Easy
Purple
2x45 0,8"x18" 12

GRES PORCELLANATO • PORCELAIN STONWARE
PAVIMENTI CONSIGLIATI • RECOMMENDED FLOORING

CEMENTI	BEIGE	WHITE	GREY	FOG	pag. 144
SIERRA	GRIGIO	ROVERE	BEIGE	NOCE	pag. 200
ESSENZE	VANIGLIA	CANNELLA	SANDALÒ	GELSOMINO	pag. 180



PESI E MISURE / WEIGHT AND SIZES / POIDS ET MESURES / GEWICHTE UND VERPACKUNGEN							
dimensioni sizes dimensions abmessungen	spessore thickness épaisseur stärke	pz/collo pcs/box pc/boite stk/ktn	mq/collo sqm/box m/boite qm/ktn	kg/collo kg/box kg/boite kg/ktn	colli/pallet box/europal boites/europal ktn/europal	mq/pallet sqm/pallet m/pallet qm/pallet	kg/europal kg/europal kg/europal kg/europal
Fondo 20x45	8 mm	16	1,44	22,60	52	74,88	1200
Mosaico 20x45	8 mm	16	1,44	22,60	26	37,44	600

NATURAL COLOR

BICOTTURA ATOMIZZATA
ATOMIZED DOUBLE-FIRED WALL TILE
REVÊTEMENT ATOMISÉ EN BICUISSON
ATOMIZIERTEN ZWEIBRANDVERFAHREN WANDFLIESE

HD

COLORI • COLORS
COULEURS • FARBEN




GHIACCIO



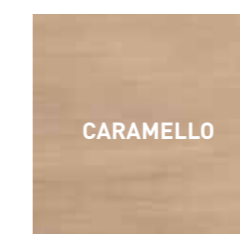
POLVERE



GENZIANA



AVORIO



CARAMELLO

FORMATI • SIZES
FORMATS • FORMATE



20x40 8"x16"



MOSAICO MIELE 20x40
EMOTION TAUPE 31x31

NATURAL COLOR



301644/23 02 ■
Natural Color Ghiaccio
20x40 8"x16"



301646/23 02 ■
Natural Color Polvere
20x40 8"x16"



301649/23 02 ■
Natural Color Genziana
20x40 8"x16"



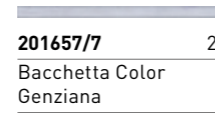
301645/23 02 ■
Natural Color Avorio
20x40 8"x16"



301648/23 02 ■
Natural Color Caramello
20x40 8"x16"



201659/7 22 ■
Bacchetta Color
Polvere
2x40 0,8"x16" 24 ☞



201657/7 22 ■
Bacchetta Color
Genziana
2x40 0,8"x16" 24 ☞



201661/7 22 ■
Bacchetta Color
Caramello
2x40 0,8"x16" 24 ☞



001260/15 39 ■
Domino Genziana
[3 pz misti - 3 pcs mix]
20x40 8"x16" 6 ☞



001258/15 39 ■
Vintage Genziana
20x40 8"x16" 4 ☞



001259/15 39 ■
Vintage Caramello
20x40 8"x16" 4 ☞



201667/12 36 ■
Listello Domino
Genziana
[3 pz misti - 3 pcs mix]
6,5x40 2,5"x16" 6 ☞



001254/32 66 ■
Mosaico Anice
20x40 8"x16" 19 ☞



001255/32 66 ■
Mosaico Miele
20x40 8"x16" 19 ☞

GRES PORCELLANATO • PORCELAIN STONWARE
PAVIMENTI CONSIGLIATI • RECOMMENDED FLOORING

EMOTION	GRIS	TAUPE			pag. 154
CEMENTI	BEIGE	WHITE	GREY		pag. 144
PLANET	GREY	BEIGE			pag. 260
SIERRA	GRIGIO	ROVERE	BEIGE	NOCE	pag. 200
ESSENZE	VANIGLIA	CANNELLA	SANDALO	GELSOMINO	pag. 180



NATURAL COLOR GHIACCIO 20x40
GENZIANA 20x40
DOMINO GENZIANA 20x40
SIERRA ROVERE 20x40

PESI E MISURE / WEIGHT AND SIZES / POIDS ET MESURES / GEWICHTE UND VERPACKUNGEN


dimensioni sizes dimensions abmessungen	spessore thickness épaisseur stärke	pz/collo pcs/box pc/boite stk/ktn	mq/collo sqm/box m/boite qm/ktn	kg/collo kg/box kg/boite kg/ktn	colli/pallet box/europal boites/europal ktn/europal	mq/pallet sqm/pallet m/pallet qm/pallet	kg/europal kg/europal kg/europal kg/europal
Fondo 20x40	8 mm	19	1,52	21,40	64	97,28	1390

CEMENTINE

BICOTTURA ATOMIZZATA
ATOMIZED DOUBLE-FIRED WALL TILE
REVÊTEMENT ATOMISÉ EN BICUISSON
ATOMIZIERTEN ZWEIBRANDVERFAHREN WANDFLIESE

HD

FORMATI • SIZES
FORMATS • FORMATE



20x20 8"x8"



MIX CEMENTINE 20x20

CEMENTINE




301731/31 13 ■
 Mix Cementine [28 pz misti - 28 pcs mix]
 20x20 8"x8"

Immagine del pannello solamente indicativa.

I decori sono imballati misti nelle scatole ed è possibile la ripetizione di più soggetti nella stessa scatola.

Above combination is indicative.


Decorations are packed on a random basis and it is possible the replication of some decors into the same box.



302789/14 38 ■
 Bianco Matt
 20x20 8"x8"



302790/16 51 ■
 Beige Matt
 20x20 8"x8"



302795/16 51 ■
 Grigio Matt
 20x20 8"x8"

PESI E MISURE / WEIGHT AND SIZES / POIDS ET MESURES / GEWICHTE UND VERPACKUNGEN

dimensioni sizes dimensions abmessungen	spessore thickness épaisseur stärke	pz/collo pcs/box pc/boite stk/ktn	mq/collo sqm/box m/boite qm/ktn	kg/collo kg/box kg/boite kg/ktn	colli/pallet box/europal boites/europal ktn/europal	mq/pallet sqm/pallet m/pallet qm/pallet	kg/europal kg/europal kg/europal kg/europal
Fondo 20x20 Cementine	8 mm	28	1,12	16,00	96	106,40	1520
Fondo 20x20 Matt	7 mm	35	1,40	15	76	106,40	1160



MIX CEMENTINE 20x20

UNICOLOR

BICOTTURA ATOMIZZATA
 ATOMIZED DOUBLE-FIRED WALL TILE
 REVÊTEMENT ATOMISÉ EN BICUISSON
 ATOMIZIERTEN ZWEIBRANDVERFAHREN WANDFLIESE

HD

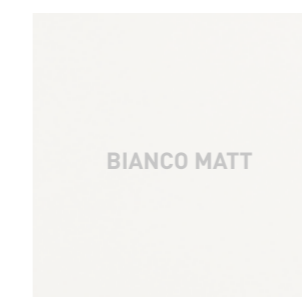

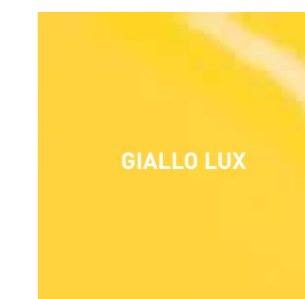
FORMATI • SIZES
 FORMATS • FORMATE



20x20 8"x8"

COLORI • COLORS
 COULEURS • FARBEN


COLORI • COLORS
 COULEURS • FARBEN



UNICOLOR 20x20

UNICOLOR

UNICOLOR MATT



302789/14 38 ■
Bianco Matt
20x20 8"x8"




302790/16 51 ■
Beige Matt
20x20 8"x8"




302795/16 51 ■
Grigio Matt
20x20 8"x8"

UNICOLOR LUX



302797/14 38 ■
Bianco Lux
20x20 8"x8"




302798/16 51 ■
Beige Lux
20x20 8"x8"



302803/16 51 ■
Grigio Lux
20x20 8"x8"



302801/16 51 ■
Giallo Lux
20x20 8"x8"



302809/14 38 ■
Ondulato Bianco
20x20 8"x8"

PESI E MISURE / WEIGHT AND SIZES / POIDS ET MESURES / GEWICHTE UND VERPACKUNGEN							
dimensioni sizes dimensions abmessungen	spessore thickness épaisseur stärke	pz/collo pcs/box pc/boite stk/ktn	mq/collo sqm/box m/boite qm/ktn	kg/collo kg/box kg/boite kg/ktn	colli/pallet box/europal boites/europal ktn/europal	mq/pallet sqm/pallet m/pallet qm/pallet	kg/europal kg/europal kg/europal kg/europal
Fondo 20x20 Matt/Lux	7 mm	35	1,40	15,00	76	106,40	1160

UNICOLOR 20x20




OUTDOOR

GRES PORCELLANATO IMPASTO COLORATO
 COLORED BODY PORCELAIN STONEWARE
 GRÈS CÉRAME MASSE COLORÉ
 FEINSTEINZEUG MIT EINGEFAERBTEN SCHERBEN

R11 HD




FORMATI • SIZES
FORMATS • FORMATE



81x81 32"x32" \cong 17 mm $\frac{11}{16}$ "
RETTIFICATO RECTIFIED



40,5x81 16"x32" \cong 17 mm $\frac{11}{16}$ "
RETTIFICATO RECTIFIED



60x60 24"x24" \cong 20 mm $\frac{3}{4}$ "
RETTIFICATO RECTIFIED
60x60 24"x24" \cong 30 mm $1 \frac{1}{4}$ "
RETTIFICATO RECTIFIED



45x45 18"x18" \cong 20 mm $\frac{3}{4}$ "

- A** Ultra Mustang Rettificato
81x81 32"x32" - 40,5x81 16"x32"
POSA SU MASSETTO CON COLLA
 LAYING ON SCREED WITH ADHESIVE
POSA SU GHIAIA
 INSTALLATION ON GRAVEL
- B** Ultra Gare Graphite Rettificato
60x60 24"x24"
POSA SU MASSETTO CON COLLA
 LAYING ON SCREED WITH ADHESIVE
- C** Ultra Contemporary Light Grey Rettificato
60x60 24"x24"
POSA SU MASSETTO CON COLLA
 LAYING ON SCREED WITH ADHESIVE
POSA SU ERBA
 INSTALLATION ON GRASS
- D** New Ultra Vals Light Rettificato
60x60 24"x24"
POSA SOPRAELEVATA
 RAISED FLOORING
- E** Ultra Essenze Cannella Rettificato
40,5x81 16"x32"
POSA SOPRAELEVATA
 RAISED FLOORING

ULTRA R11



V2

303629/50 80 28
New Ultra Black Naturale
SP 20 mm

45x45 18"x18"

303573/66 69 28

New Ultra Black Rettificato
SP 20 mm

60x60 24"x24"

302835/90 114 7


Ultra Black Rettificato SP 17 mm

81x81 32"x32"

302939/99 116 14

Ultra Black Rettificato SP 17 mm

40,5x81 16"x32"



V2

303636/110 132 16
Ultra Mustang Rettificato SP 30 mm

60x60 24"x24"

303577/50 80 36

New Ultra Mustang Naturale
SP 20 mm

45x45 18"x18"

303619/66 69 23

New Ultra Mustang Rettificato
SP 20 mm

60x60 24"x24"

302830/90 114 10

Ultra Mustang Rettificato SP 17 mm

81x81 32"x32"

302937/99 116 20

Ultra Mustang Rettificato SP 17 mm

40,5x81 16"x32"

ULTRA LANDSCAPE R11



V3

303626/66 69 18
New Ultra Landscape Day
Rettificato SP 20 mm

60x60 24"x24"



V3

303634/110 132 19
Ultra Landscape Night
Rettificato SP 30 mm

60x60 24"x24"

303625/66 69 19

New Ultra Landscape Night
Rettificato SP 20 mm

60x60 24"x24"

ULTRA ASPEN R11



V3

R04195/110 132 5
Ultra Aspen Grigio Rettificato
SP 30 mm

60x60 24"x24"

p. 42

R04154/66 69 5

New Ultra Aspen Grigio Rettificato
SP 20 mm

60x60 24"x24"

p. 42

R04191/90 114 6

Ultra Aspen Grigio Rettificato
SP 17 mm

81x81 32"x32"

p. 42

R04193/99 116 12

Ultra Aspen Grigio Rettificato
SP 17 mm

40,5x81 16"x32"

p. 42



V3

R04152/66 69 6
New Ultra Aspen Fumè Rettificato
SP 20 mm

60x60 24"x24"

p. 44



V3

R04194/110 132 7
Ultra Aspen Antracite
Rettificato SP 30 mm

60x60 24"x24"

p. 46

R04153/66 69 7

New Ultra Aspen Antracite
Rettificato SP 20 mm

60x60 24"x24"

p. 46

R04190/90 114 7

Ultra Aspen Antracite
Rettificato SP 17 mm

81x81 32"x32"

p. 46

R04192/99 116 14

Ultra Aspen Antracite
Rettificato SP 17 mm

40,5x81 16"x32"

p. 46



V3

R04151/66 69 6
New Ultra Aspen Bianco
Rettificato SP 20 mm

60x60 24"x24"

p. 48

ULTRA R11



V2

303630/50 80 20
New Ultra Wood Naturale
SP 20 mm

45x45 18"x18"

303622/66 69 20

New Ultra Wood Rettificato
SP 20 mm

60x60 24"x24"



V2

303621/62 99 28
New Ultra Barge Rettificato
SP 20 mm

60x60 24"x24"



V3

303627/66 69 14
New Ultra Vals Light Rettificato
SP 20 mm

60x60 24"x24"



V3

303628/66 69 14
New Ultra Vals Dark Rettificato
SP 20 mm

60x60 24"x24"

ULTRA VALS R11

ULTRA CONTEMPORARY R11



V4

R04136/110 132 26
Ultra Contemporary Brown
Rettificato SP 30 mm

60x60 24"x24"

p. 88

R04134/66 69 26

Ultra Contemporary Brown
Rettificato SP 20 mm

60x60 24"x24"

p. 88



V4

R04135/110 132 31
Ultra Contemporary Light Grey
Rettificato SP 30 mm

60x60 24"x24"

p. 90

R04133/66 69 31

Ultra Contemporary Light Grey
Rettificato SP 20 mm

60x60 24"x24"

p. 90



V3

303609/110 132 18
Ultra Gare Sand Rettificato
SP 30 mm

60x60 24"x24"

303607/66 69 18

Ultra Gare Sand Rettificato
SP 20 mm

60x60 24"x24"



V3

303608/110 132 16
Ultra Gare Graphite Rettificato
SP 30 mm

60x60 24"x24"

303606/66 69 16

Ultra Gare Graphite Rettificato
SP 20 mm

60x60 24"x24"

ULTRA GARE DU NORD R11

ULTRA BASIC R11

ULTRA CULT R11

ULTRA ESSENZE R11



V3

303635/110 132 I19
Ultra Basic Grey Rettificato SP 30 mm
60x60 24"x24"

303580/50 80 I36
New Ultra Basic Grey Naturale SP 20 mm
45x45 18"x18"

303568/66 69 I36
New Ultra Basic Grey Rettificato SP 20 mm
60x60 24"x24"



V3

303624/66 69 I30
New Ultra Cult Grey Rettificato SP 20 mm
60x60 24"x24"



V2

303579/50 80 I24
New Ultra EsSENze Gelsomino Naturale SP 20 mm
45x45 18"x18"

303262/99 116 I32
Ultra EsSENze Gelsomino Rettificato SP 17 mm
40,5x81 16"x32"



V2

303263/99 116 I32
Ultra EsSENze Cannella Rettificato SP 17 mm
40,5x81 16"x32"



V2

303578/50 80 I25
New Ultra EsSENze Vaniglia Naturale SP 20 mm
45x45 18"x18"

303265/99 116 I32
Ultra EsSENze Vaniglia Rettificato SP 17 mm
40,5x81 16"x32"



V2

303271/99 116 I32
Ultra EsSENze Sandalo Rettificato SP 17 mm
40,5x81 16"x32"

ULTRA SLATE R11

ULTRA BAVIERA R11

ULTRA UNIVERSAL OAK R11



V2

303620/62 99 I14
New Ultra Slate Grey Rettificato SP 20 mm
60x60 24"x24"



V4


303657/66 69 I20
Ultra Baviera Rettificato SP 20 mm
60x60 24"x24"



V4

303106/95 117 I36
Ultra Universal Oak Rettificato SP 17 mm
40,5x81 16"x32"

SCOUT R11



V2

303632/110 132 I18
Scout Beige Rettificato SP 30 mm
60x60 24"x24"

303575/47 112 I36
New Scout Beige Naturale SP 20 mm
45x45 18"x18"

303569/62 99 I18
New Scout Beige Rettificato SP 20 mm
60x60 24"x24"

302837/86 107 I9
Scout Beige Rettificato SP 17 mm
81x81 32"x32"

302941/95 117 I18
Scout Beige Rettificato SP 17 mm
40,5x81 16"x32"



V2

303623/62 99 I18
New Scout White Rettificato SP 20 mm
60x60 24"x24"



V2

303576/50 80 I26
New Scout Fog Naturale SP 20 mm
45x45 18"x18"

303571/66 69 I12
New Scout Fog Rettificato SP 20 mm
60x60 24"x24"

302838/90 114 I13
Scout Fog Rettificato SP 17 mm
81x81 32"x32"

302940/99 116 I26
Scout Fog Rettificato SP 17 mm
40,5x81 16"x32"



V2

303631/110 132 I20
Scout Smoke Rettificato SP 30 mm
60x60 24"x24"

303574/50 80 I36
New Scout Smoke Naturale SP 20 mm
45x45 18"x18"

303570/66 69 I26
New Scout Smoke Rettificato SP 20 mm
60x60 24"x24"

302839/90 114 I13
Scout Smoke Rettificato SP 17 mm
81x81 32"x32"

302942/99 116 I26
Scout Smoke Rettificato SP 17 mm
40,5x81 16"x32"

SCOUT R11



V2

303633/110 132 I6
Scout Black Rettificato SP 30 mm
60x60 24"x24"

303572/66 69 I6
New Scout Black Rettificato SP 20 mm
60x60 24"x24"


COUNTRY R11



V2

R04156/66 69 I12
New Country Grey Slate Rettificato SP 20 mm
60x60 24"x24"

Superficie Strutturata
Textured surface



V2

R04155/66 69 I13
New Country Black Slate Rettificato SP 20 mm
60x60 24"x24"


Superficie Strutturata
Textured surface

PESI E MISURE / WEIGHT AND SIZES / POIDS ET MESURES / GEWICHTE UND VERPACKUNGEN

dimensioni sizes dimensions abmessungen	spessore thickness épaisseur stärke	pz/collo pcs/box pc/boite stk/ktn	mq/collo sqm/box m/boite qm/ktn	kg/collo kg/box kg/boite kg/ktn	coll/pallet box/europal boites/europal ktn/europal	mq/pallet sqm/pallet m/pallet qm/pallet	kg/europal kg/europal kg/europal kg/europal
Fondo 60x60 Rettificato	30 mm	1	0,36	25,00	40	14,40	1025
Fondo 60x60 Rettificato	20 mm	2	0,72	31,20	30	21,60	960
Fondo 45x45 Naturale	20 mm	3	0,608	25,30	52	31,616	1340
Fondo 81x81 Rettificato	17 mm	2	1,3122	48,00	28	36,7416	1369
Fondo 40,5x81 Rettificato	17 mm	2	0,6561	24,00	28	18,3708	697



ULTRA UNIVERSAL OAK 40,5x81



NEW SCOUT WHITE 60x60 NEW SCOUT BLACK 60x60



NEW SCOUT BEIGE 60x60



COSA SONO GLI OUTDOOR • WHAT OUTDOOR ARE

Lastre naturali o rettificate in gres porcellanato colorato in massa di spessore 17 • 20 • 30 mm per interni ed esterni.
Colored body porcelain stoneware 17 • 20 • 30 mm thick slabs (rectified or not rectified) for indoor and outdoor.

DOVE E COME SI USANO • WHERE AND HOW THEY ARE USED

Queste indicazioni rappresentano delle indicazioni generali basate sullo stato dell'arte e non vincolanti. Fare riferimento alle normative specifiche di ogni singolo paese per realizzare una pavimentazione a regola d'arte.

The following tips and suggestions are not binding for the manufacturer. Please refer to the regulations in force in your Country for a correct and adequate fixing.

	RESIDENZIALE / RESIDENTIAL				PUBBLICO / PUBLIC AREAS			
	aree carrabili drive-over areas	giardini gardens	vialetti footpaths and driveways	patio/ terrazze patios/ terraces	stabilimenti balneari bathing establishments	aree industriali/ commerci (negozi, ristoranti, bar...) industrial/commercial areas (shops, restaurants, bars...)	camminamenti e arredo urbano walkways and urban furniture	parchi parks
POSA SU ERBA * INSTALLATION ONTO GRASS *	•	•	•				•	•
POSA SU SABBIA * INSTALLATION ONTO SAND *	•	•	•		•		•	
POSA SU GHIAIA * INSTALLATION ON GRAVEL *	•	•	•				•	•
POSA SU MASSETTO CON COLLA ** LAYING ON SCREED WITH ADHESIVE **	•		•	•		•	•	
POSA SOPRAELEVATA INSTALLATION ONTO FLAT SURFACES (RAISED LAYING)				•		•		

* Pavimentazione carrabile a basso traffico veicolare - Spessore 20 mm.
* Installation on driveways with low vehicular traffic - Thickness 20 mm.

* Spessore 30 mm - Pavimentazione carrabile.
* 30 mm Thickness - Installation on driveways.

VANTAGGI PER TE E PER L'AMBIENTE

ADVANTAGES FOR YOU AND FOR THE ENVIRONMENT

MECCANICI MECHANICAL

- **RESISTENTE AI CARICHI DI ROTTURA**
RESISTANT TO BREAKAGE LOAD
- **RESISTENTE AL GRAFFIO E ALLA SCALFITURA**
RESISTANT TO SCRATCH
- **RESISTENTE ALL'ABRASIONE**
RESISTANT TO ABRASION

CHIMICO-FISICI CHEMICAL AND PHYSICAL

- **RESISTENTE AGLI SBALZI TERMICI**
RESISTANT TO THERMAL SHOCK
- **COLORI STABILI NEL TEMPO**
CHROMATIC STABILITY
- **RESISTENTE AL SALE**
RESISTANT TO SALT
- **RESISTENTE AGLI AGENTI CHIMICI E MUFFE**
RESISTANT TO CHEMICAL AGENTS AND MOULDS
- **FACILE DA PULIRE**
EASY TO CLEAN

PRESTAZIONALI PERFORMANCE

- **FACILE DA POSARE**
EASY TO INSTALL
- **VERSATILE**
VERSATILE
- **ISPEZIONABILE E REMOVIBILE**
REMOVABLE, EASY TO INSPECTION (installation without glue only)
- **ANTISCIVOLO**
ANTI-SLIP



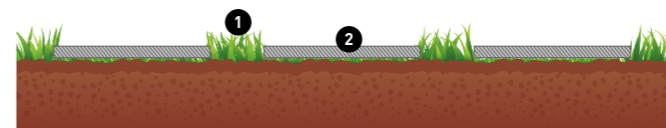
POSA SU ERBA • INSTALLATION ONTO GRASS



Posa diretta su erba

Direct installation on grass (Not suitable for lawn-mowers usage)

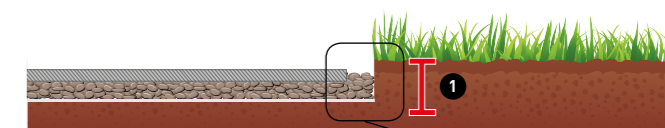
- 1 Manto erboso • Grass surface
- 2 Lastra • Slab



Posa a secco su erba

Installation on grass (Suitable for lawn-mowers usage)

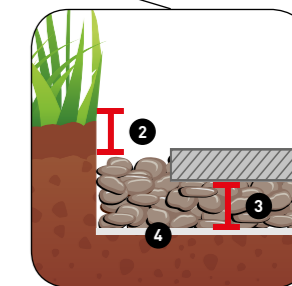
- 1 5/6 cm di profondità • 5/6 cm dragging



- 2 Lastra posizionata più in basso del manto erboso calpestabile • Slab to be laid below grass level

- 3 Letto di ghiaia di almeno 3 cm di profondità (granulometria > 4 mm)
Layer of gravel, minimum 3 cm recommended (granulometry > 4mm)

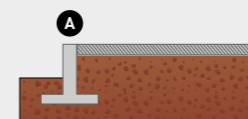
- 4 Eventuale TNT • Macro-holed, non-woven polypropylene fabric



Per ottenere un effetto "tappeto":
posizionare un cordolo in cemento
per delimitare l'area da piastrellare.

Realization of "carpet effect" flooring:
a cement curb can be laid to delimit
the area in which slabs are installed.

- A Cordolo in cemento • Cement curb



Distanza tra le lastre: posizionare le lastre distanziate tra loro in base all'effetto estetico che si vuole ottenere (camminamento "a passi", vialetto ecc).

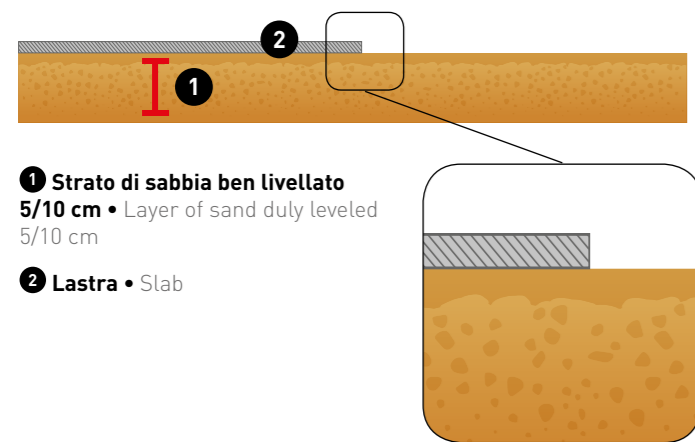
Distance between the slabs: slabs can be install to obtain several aesthetics effects/designs (walkway, stepping stone pattern and so on).

Distance between slabs depends on the design we want to create.

Queste indicazioni rappresentano delle indicazioni generali basate sullo stato dell'arte e non vincolanti.
The following tips and suggestions are not binding for the manufacturer.



POSA SU SABBIA • INSTALLATION ONTO SAND



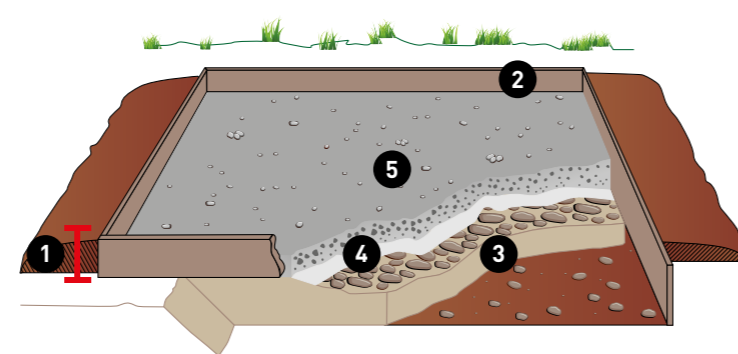
1 Strato di sabbia ben livellato
5/10 cm • Layer of sand duly leveled
5/10 cm

2 Lastra • Slab

Pendenza sottofondo 2%

Creation of 2% inclination during levelling and compacting phases.

POSA SU GHIAIA • INSTALLATION ONTO GRAVEL



1 Asportare uno strato di terreno di 10-20 cm di profondità
Drag a layer of ground (10-20 cm)

2 Cordolo in cemento o assi di legno • Cement curb or wooden plank

3 Pietrisco compatto granulometria mista (16-35 mm) per 10 cm di profondità • Crushed stone, mixed granulometry (16-35 mm), 10 cm depth

4 TNT • Macro-holed, non-woven polypropylene fabric

5 Ghiaia ben livellata granulometria 4-8 mm per 10 cm di profondità
Duly leveled gravel, granulometry between 4-8 mm, 10 cm depth

Distanza tra le lastre: posizionare le lastre distanziate tra loro in base all'effetto estetico che si vuole ottenere (camminamento "a passi", vialetto ecc). Le fughe possono essere riempite con sabbia o ghiaia.

Distance between the slabs: slabs can be install to obtain several aesthetics effects/designs (walkway, stepping stone pattern and so on). Distance between slabs depends on the design we want to create. Joints can be filled with sand or gravel.

Queste indicazioni rappresentano delle indicazioni generali basate sullo stato dell'arte e non vincolanti.
The following tips and suggestions are not binding for the manufacturer.



POSA SU MASSETTO CON COLLA • LAYING ON SCREED WITH ADHESIVE



Posa su pavimento esterno non impermeabilizzato (terreno)

Installation on outdoor non waterproof floor (ground)

1 Terreno • Ground


2 Strato di ghiaia compatto eventualmente stabilizzato con calcestruzzo • Compact layer of gravel (eventually stabilized using concrete)

3 Strato di livellamento in calcestruzzo avente spessore adeguato. Pendenza 1,25-2,5% • Concrete leveling layer with adequate thickness. Inclination 1,25-2,5%

4 Massetto di 8-10 cm con rete elettrosaldata posizionata a metà dello spessore dello strato • 8-10 cm screed, arc welded mesh to be positioned in the centre

5 Lastra • Slab

Posa delle lastre con un collante per esterni seguendo sempre le indicazioni specifiche del produttore dell'adesivo utilizzato e seguendo la tecnica della doppia spalmatura • Slabs must be fixed by using an adhesive suitable for outdoor use and strictly following the instructions and specifications indicated by the adhesive's manufacturer (a double adhesive layer is always recommended)



Posa su pavimento esterno impermeabilizzato

Installation on outdoor waterproof floor

1 Struttura portante (solaio)
Floor

2 Strato di livellamento/pendenza
Levelling/inclination layer

3 Strato di impermeabilizzazione
Waterproofing layer


4 Strato di separazione termoisolante • Heat insulating layer

5 Strato drenante • Draining layer

6 Massetto di 8-10 cm con rete elettrosaldata posizionata a metà dello spessore dello strato • 8-10 cm screed, arc welded mesh to be positioned in the centre

7 Lastra • Slab

Posa delle lastre con un collante per esterni seguendo sempre le indicazioni specifiche del produttore dell'adesivo utilizzato e seguendo la tecnica della doppia spalmatura • Slabs must be fixed by using an adhesive suitable for outdoor use and strictly following the instructions and specifications indicated by the adhesive's manufacturer (a double adhesive layer is always recommended)



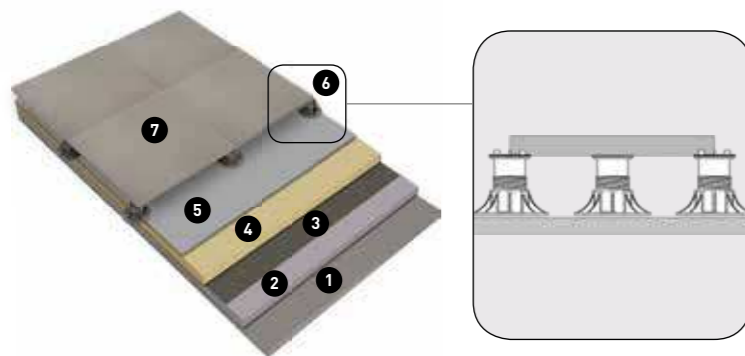
Fughe: obbligatoria la fuga a giunto aperto con ampiezza di fuga variabile maggiore di 5 mm ed utilizzo di sigillanti cementizi di classe 2. I giunti di dilatazione sono obbligatori.

Grout: using class 2 cement grouting and a minimum 5 mm grout line is mandatory. Expansion joints are mandatory too.

Queste indicazioni rappresentano delle indicazioni generali basate sullo stato dell'arte e non vincolanti.
The following tips and suggestions are not binding for the manufacturer.



POSA SOPRAELEVATA • INSTALLATION ONTO FLAT SURFACES (RAISED LAYING)

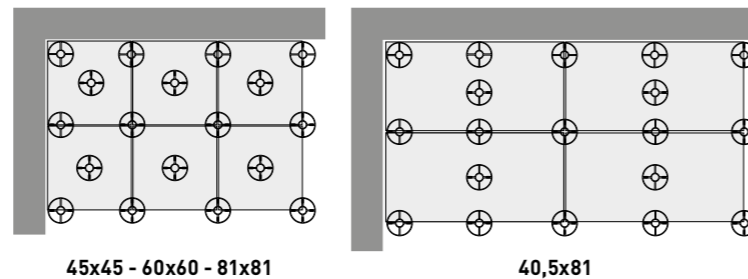


Ad oggi non esiste una normativa specifica per i pavimenti sopraelevati da esterno, si rimanda pertanto al professionista progettista un'attenta valutazione dei requisiti del progetto.

Dado Ceramica S.r.l. prescrive l'aggiunta di supporti aggiuntivi sotto le piastrelle, come da schema sotto riportato.

To date, there is no existing regulatory standard regarding outdoor raised floors. Therefore, the Customer/Designer/Project Manager has to arrange for a careful assessment of the project and its requirements. Dado Ceramica S.r.l. recommends the adoption of additional supports under the tiles, as per diagram below.

- 1 **Terreno o struttura portante** • Ground or floor
- 2 **Massetto in pendenza** • Screed with adequate inclination
- 3 **Strato di impermeabilizzazione** • Waterproofing layer
- 4 **Strato di separazione termoisolante (foglio di polietilene)**
Heat insulating layer (polyethylene sheet)
- 5 **Opzionale: pannello termoisolante di adeguata densità**
Optional: heat insulating panel with adequate density
- 6 **Supporto da esterno in polipropilene (fisso, regolabile o autolivellante)**
Polypropylene load-bearing supports suitable for outdoor (may be fixed, adjustable or self-levelling)
- 7 **OUTDOOR spessore 17 • 20 • 30 mm**
OUTDOOR 17 • 20 • 30 mm thick slabs




Per maggiore sicurezza e a tutela dell'utente, Dado Ceramica S.r.l. richiede di impostare un'altezza di sopraelevazione non superiore a 5 cm.
For grater safety and protection of the user, Dado Ceramica S.r.l. requires an overlay height not exceeding 5 cm.

Queste indicazioni rappresentano delle indicazioni generali basate sullo stato dell'arte e non vincolanti.
The following tips and suggestions are not binding for the manufacturer.



PAVIMENTAZIONE CARRABILE INSTALLATION ON DRIVEWAYS



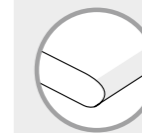
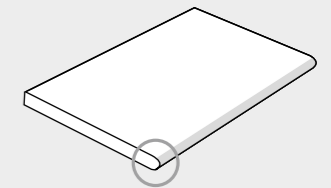
L'impiego di lastre con spessore 30 mm permette la realizzazione di pavimentazioni carrabili senza l'utilizzo di collanti per la posa.

30 mm porcelain pavers could be installed on driveways with no need of adhesives.

Queste indicazioni rappresentano delle indicazioni generali basate sullo stato dell'arte e non vincolanti.
The following tips and suggestions are not binding for the manufacturer.

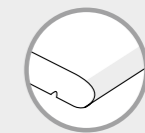
PEZZI SPECIALI SU RICHIESTA SPECIAL PIECES ON DEMAND

GRADONE MONOLITICO COPING



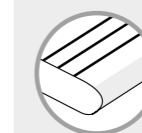
Gradone Arrotondato
Rounded Coping

30x60 sp 20 mm/46	59
30x60 sp 30 mm/90	114
40,5x81 sp 17 mm/91	75



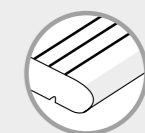
Gradone arrotondato con gocciolatoio
Rounded coping with drip

30x60 sp 20 mm/62	99
30x60 sp 30 mm/120	105
40,5x81 sp 17 mm/121	141



Gradone arrotondato con scanalature
Rounded coping with grooves

30x60 sp 20 mm/62	99
30x60 sp 30 mm/120	105
40,5x81 sp 17 mm/121	141



Gradone arrotondato con gocciolatoio e scanalature
Rounded coping with drip and grooves

30x60 sp 20 mm/80	70
30x60 sp 30 mm/148	72
40,5x81 sp 17 mm/151	139

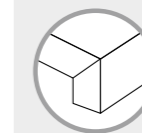
FORMATI E SPESSORI • SIZES AND THICKNESSES

30x60 disponibile per gli articoli in formato 60x60 sp 20 mm e 30 mm

30x60 available for items in size 60x60 sp 20 mm and 30 mm

40,5x81 disponibile per gli articoli in formato 81x81 e 40,5x81 sp 17 mm

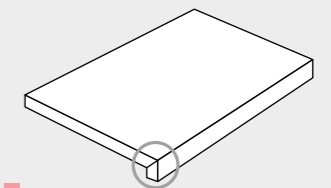
40,5x81 available for items in size 81x81 and 40,5x81 sp 17 mm



GRADONE A L
L COPING

30x60 sp 20 mm/91

75



FORMATI E SPESSORI • SIZES AND THICKNESSES

Disponibile per gli articoli in formato 60x60 sp 20 mm

Available for items in size 60x60 sp 20 mm



GRIGLIE
GRIDS

14,5x60 sp 20 mm/56	93
19,5x60 sp 20 mm/61	95

FORMATI E SPESSORI SIZES AND THICKNESSES

Disponibile per gli articoli in formato 60x60 sp 20 mm

Available for items in size 60x60 sp 20 mm

ALTRI PEZZI SPECIALI PER PISCINA DISPONIBILI SU RICHIESTA

MORE SPECIAL PIECES AVAILABLE ON DEMAND FOR SWIMMING POOL



QUE SONT LES OUTDOOR • WAS SIND OUTDOOR

Dalles naturelles ou rectifiées en gres cerame colorés dans la masse épaisseur 17 • 20 • 30 mm pour intérieur et extérieur.
Terrassenplatten aus glasiertem Feinsteinzeug in Natursteinoptik: Staerke 17 • 20 • 30 mm.

OU ET COMMENT LES EMPLOYER • WO UND WIE GEBRAUCHT WERDEN KOENNEN

Ces indications représentent des conseils généraux non contraignants, basés sur l'expérience des professionnels du secteur. Se référer aux normes spécifiques de chaque pays pour réaliser un sol dans les règles de l'art. Diese Anweisungen stellen allgemeine Empfehlungen auf Grundlage des letzten Stands der Technik dar, die nicht bindend sind. Auf die spezifischen Bezugsvorschriften der einzelnen Länder Bezug nehmen, um einen Fußboden nach allen Regeln der Kunst zu fertigen.

	RÉSIDENTIEL / WOHNBEREICH				PUBLIC / ÖFFENTLICHKEIT			
	surfaces carrossables Befahrbare Bereiche	jardins Gärten	vialetti footpaths and driveways	patios/terrasses Innenhöfe/Terrassen	établissements balnéaires Badeanstalten	zones industrielles/commerciales (magasins, restaurants, bars...) Industrie-/Gewerbebereiche (Geschäfte, Restaurants, Bars...)	cheminements et aménagement urbain Gehwege und Stadtmöblierung	parcs Parks
POSE SUR HERBE * VERLEGUNG AUF GRAS *	•	•	•				•	•
POSE SUR SABLE * VERLEGUNG AUF SAND *	•	•	•		•		•	
POSE SUR GRAVIERS * VERLEGUNG AUF KIES *	•	•	•				•	•
POSE SUR FOND AVEC COLLE ** VERLEGUNG AUF ESTRICH MIT KLEBER **	•		•	•			•	
POSE SURÉLEVÉE VERLEGUNG ALS DOPPELBODEN				•			•	

* Carrossable pour trafic de voitures réduit - Épaisseur 20 mm.
* Befahrbarer Boden mit schwachem Fahrzeugverkehr - Dicke 20 mm.

* Épaisseur 30 mm - Sols carrossables.
* Dicke 30 mm - Fahrbare Boden.

AVANTAGES POUR VOUS ET POUR L'ENVIRONNEMENT

VORTEILE FÜR SIE UND DIE UMWELT

MÉCANIQUES MECHANISCH

- **RÉSISTANT AUX CHARGES DE RUPTURE**
BRÜCHFEST
- **RÉSISTANT AUX RAYURES ET AUX ÉRAFLURES**
KRATZ- UND SCHEUERFEST
- **RÉSISTANT À L'ABRASION**
ABRIEBFEST

CHIMIQUES ET PHYSIQUES CHEMISCH-PHYSIKALISCH

- **RÉSISTANT AUX ÉCARTS THERMIQUES**
BESTÄNDIG GEGENÜBER TEMPERATURSCHWANKUNGEN
- **COULEURS STABLES AU FIL DU TEMPS**
MIT DER ZEIT STABILE FARBEN
- **RÉSISTANT AU SEL**
SALZBESTÄNDIG
- **RÉSISTANT AUX AGENTS CHIMIQUES ET AUX MOISSISSURES**
CHEMIKALIEN- UND SCHIMMELBESTÄNDIG
- **SIMPLE À NETTOYER**
REINIGUNGSFREUNDLICH

PRESTATIONNELS LEISTUNGEN

- **SIMPLE À POSER**
LEICHT ZU VERLEGEN
- **VERSATILE**
VIELSEITIG
- **CONTRÔLABLE ET AMOVIBLE**
pour les poses sans colle
INSPIZIERBAR UND ABNEHMBAR, falls ohne Kleber verlegt
- **ANTI-GLISSE**
RUTSCHFEST



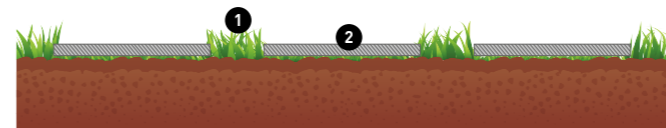
POSE SUR HERBE • VERLEGUNG AUF GRAS



Pose directe sur herbe

Direkte Verlegung auf Gras

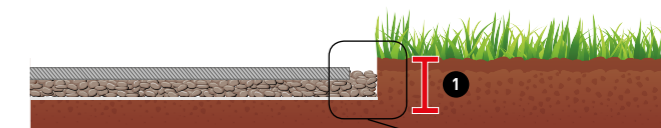
- 1 Couche d'herbe • Grasdecke
- 2 Dalle • Platte



Pose à sec sur herbe

Trockenverlegung auf Gras

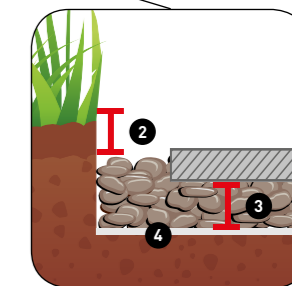
- 1 5/6 cm de profondeur • 5/6 cm tiefe



- 2 Dalle positionnée plus bas que la couche d'herbe destinée au passage
Platte niedriger als die begehbare Grasdecke verlegt

- 3 Lit de graviers d'au moins 3 cm de profondeur (granulométrie > 4 mm)
Kiesbett mit mindestens 3 cm Tiefe (Korngröße > 4 mm)

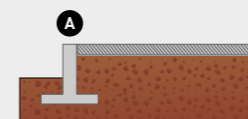
- 4 Éventuel TNT • Eventuell vlies



Pour obtenir un effet "tapis": placer un cordon en ciment pour délimiter la zone à daller.

Um eine „teppich“-optik zu erzielen: einen zementring installieren, um den zu verfließenden bereich abzugrenzen.

- A Cordon en ciment • Betonring

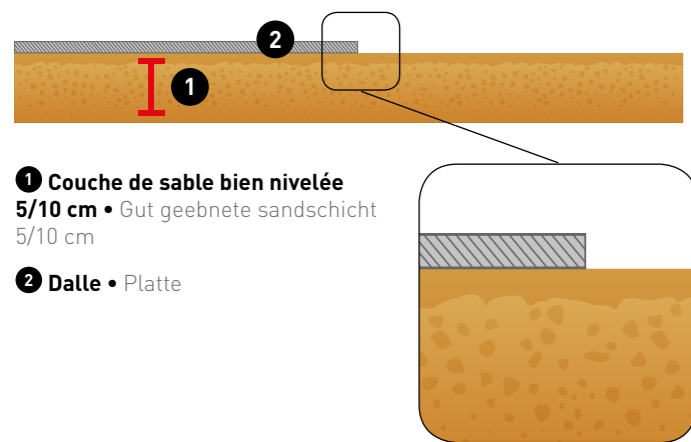


Distance entre les dalles: placer les dalles distancées les unes des autres en fonction de l'effet esthétique que l'on souhaite obtenir (chemins de dalles, allées, etc.) • Abstand zwischen den platten: Den Abstand zwischen den Platten je nach der ästhetischen Wirkung wählen, die man erzielen möchte (schrittweise Gehwegplatten, Gehwege etc.).

Ces indications représentent des conseils généraux non contraignants, basés sur l'expérience des professionnels du secteur. Diese Anweisungen stellen allgemeine Empfehlungen auf Grundlage des letzten Stands der Technik dar, die nicht bindend sind.



POSE SUR SABLE • VERLEGUNG AUF SAND

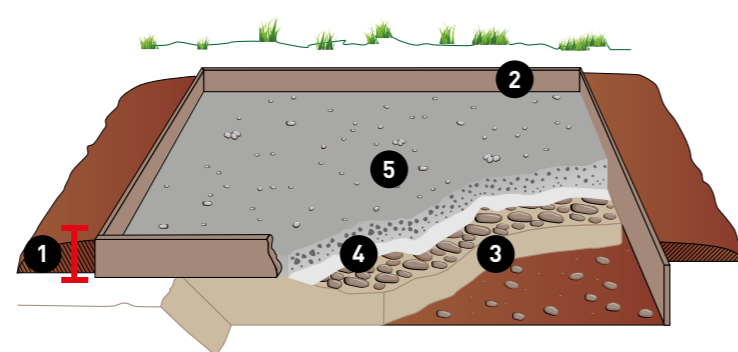


1 Couche de sable bien nivelée
5/10 cm • Gut geebnete Sandschicht
5/10 cm

2 Dalle • Platte

Inclinaison sous-couche 2%
Neigung des untergrunds 2%

POSE SUR GRAVIERS • VERLEGUNG AUF KIES



1 Retirer une couche de terrain de 10-20 cm de profondeur
Eine 10-20 cm tiefe Schicht Erde abtragen

2 Cordon en ciment ou planches en bois • Betonring oder Holzplatten

3 Pierraille compacte granulométrie mixte (16-35 mm) sur 10 cm de profondeur • Kompakter Schotter mit gemischter Korngröße (16-35 mm), 10 cm Tiefe

4 TNT • Vlies

5 Gravier bien nivelés granulométrie 4-8 mm sur 10 cm de profondeur
Gut geebnetes Kies mit Korngröße 4-8 mm, 10 cm Tiefe

Distance entre les dalles: placer les dalles distancées les unes des autres en fonction de l'effet esthétique que l'on souhaite obtenir (chemin de dalles, allées, etc.). Les joints peuvent être remplis de sable ou de graviers.

Abstand zwischen den Platten: Den Abstand zwischen den Platten je nach der ästhetischen Wirkung wählen, die man erzielen möchte ("schrittweise" Gehwegplatten, Gehwege etc.). Die Fugen können mit Sand oder Kies gefüllt werden.

Ces indications représentent des conseils généraux non contraignants, basés sur l'expérience des professionnels du secteur.
Diese Anweisungen stellen allgemeine Empfehlungen auf Grundlage des letzten Stands der Technik dar, die nicht bindend sind.



POSE SUR FOND AVEC COLLE • VERLEGUNG AUF ESTRICH MIT KLEBER



Pose sur sol extérieur non imperméabilisé (terrain)

Verlegung auf nicht wasserdichtem Fußboden im Freien (Erdreich)

1 Terrain • Erdreich


2 Couche de graviers compacte, éventuellement stabilisée à l'aide de béton
Kompakte KIESSCHICHT, die eventuell mit Beton stabilisiert werden kann

3 Couche de nivellement en béton présentant une épaisseur adaptée inclinaison 1,25-2,5% • Nivellierungsschicht aus Beton mit angemessener Stärke, Neigung 1,25-2,5%

4 Fond de 8-10 cm avec filet électrosoudé placé à mi-épaisseur de la couche • 8-10 cm hoher Estrich mit elektroverschweißtem Netz in der Mitte der Schichthöhe

5 Dalle • Platte

Pose des dalles avec un adhésif pour extérieurs en suivant toujours les indications spécifiques du fabricant de l'adhésif utilisé et en respectant la technique du double encollage • Verlegung der Platten mit einem Kleber für den Außenbereich unter Befolgung der spezifischen Anweisungen des Herstellers des verwendeten Klebers mit der Technik des doppelten Auftragens



Pose sur sol extérieur imperméabilisé

Verlegung auf wasserdichtem Fußboden im Freien

1 Structure portante (plancher)
Tragstruktur (Estrich)

2 Couche de nivellement/inclinaison
Nivellierungs-/neigungsschicht

3 Couche d'imperméabilisation
Abichtungsschicht


4 Couche de séparation thermo-isolante • Wärmedämmende Trennschicht

5 Couche drainante • Dränschicht

6 Fond de 8-10 cm avec filet électrosoudé placé à mi-épaisseur de la couche • 8-10 cm hoher Estrich mit elektroverschweißtem Netz in der Mitte der Schichthöhe.

7 Dalle • Platte

Pose des dalles avec un adhésif pour extérieurs en suivant toujours les indications spécifiques du fabricant de l'adhésif utilisé et en respectant la technique du double encollage • Verlegung der Platten mit einem Kleber für den Außenbereich unter Befolgung der spezifischen Anweisungen des Herstellers des verwendeten Klebers mit der Technik des doppelten Auftragens



Joints: le joint ouvert avec une amplitude variable de plus de 5 mm et l'utilisation de ciments-joints de classe 2 est obligatoire.

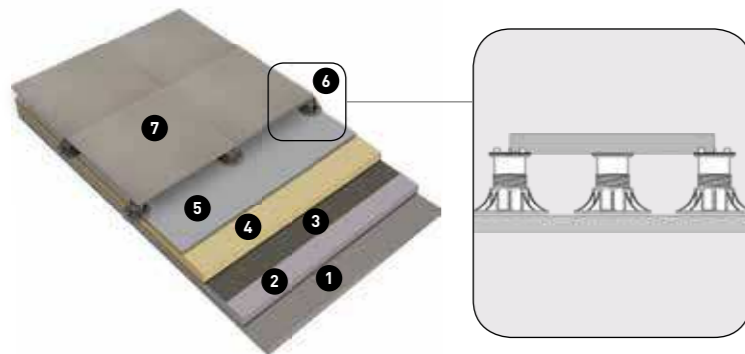
Les joints de dilatation sont obligatoires.

Fugen: Hohlfugen mit variabler Fugenbreite über 5 mm und die Verwendung von Zementfugenmassen der Klasse 2 sind verpflichtend. Außerdem sind Dehnungsfugen verpflichtend.

Ces indications représentent des conseils généraux non contraignants, basés sur l'expérience des professionnels du secteur.
Diese Anweisungen stellen allgemeine Empfehlungen auf Grundlage des letzten Stands der Technik dar, die nicht bindend sind.



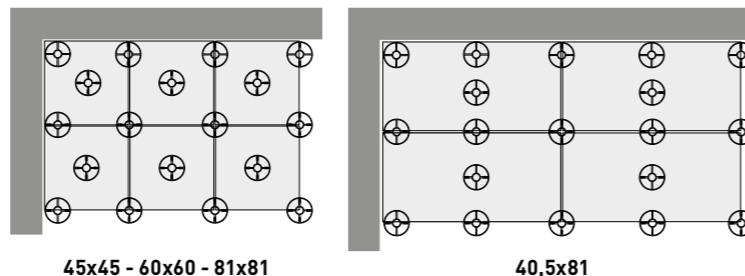
POSE SURÉLEVÉE • VERLEGUNG ALS DOPPELBODEN



Il n'existe pas aujourd'hui de norme spécifique pour les sols surélevés extérieurs. Par conséquent, s'adresser au concepteur professionnel pour une évaluation minutieuse des conditions du projet. Dado Ceramica S.r.l. préconise d'utiliser des plots supplémentaires à placer sous la dalle comme indiqué sur les images ci-dessous.

Bisher gibt es keine spezifischen Vorschriften für Doppelböden für den Außenbereich, der für die Planung zuständige Fachmann ist daher für eine sorgfältige Bewertung der Projektvoraussetzungen verantwortlich. Dado Ceramica S.r.l. empfiehlt die Benutzung von Stelzlager unter der Platte wie unten im entsprechenden Bild dargestellt.

- 1 **Terrain ou structure portante** • Erdreich oder tragstruktur
- 2 **Fond en pente** • Estrich bei neigung
- 3 **Couche d'imperméabilisation** • Abdichtungsschicht
- 4 **Couche de séparation thermo-isolante (feuille de polyéthylène)**
Wärmedämmende trennschicht (polyethylenfolie)
- 5 **Optionnel: panneau thermo-isolant de densité adaptée**
Optional: wärmedämmplatte mit geeigneter Dichte
- 6 **Support pour extérieur en polypropylène (fixe, réglable ou auto-nivelant)**
Träger für den aussenbereich aus polypropylen (fix, verstellbar oder selbstnivellierend)
- 7 **OUTDOOR épaisseur 17 • 20 • 30 mm**
OUTDOOR Staerke 17 • 20 • 30 mm




Pour améliorer la sécurité et la protection de l'utilisateur, Dado Ceramica S.r.l. de définir à 5 cm la hauteur maximale de surélévation.
Zur erhöhten Sicherheit und zum Schutz des Benutzers fordert Dado Ceramica S.r.l. eine maximale Erhöhung von 5 cm.

Ces indications représentent des conseils généraux non contraignants, basés sur l'expérience des professionnels du secteur.
Diese Anweisungen stellen allgemeine Empfehlungen auf Grundlage des letzten Stands der Technik dar, die nicht bindend sind.



SOLS CARROSSABLES FAHRBARE BOEDEN



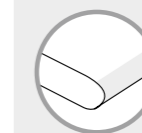
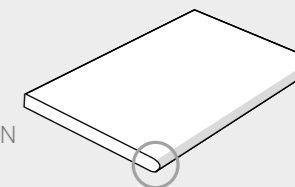
L'utilisation de dalles de 30 mm d'épaisseur permet de réaliser des sols carrossables sans utiliser d'adhésif pour la pose.

Die Verwendung von 30 mm Dicke Platten ermöglicht die Realisierung von fahrbare Boden ohne Kleber.

Ces indications représentent des conseils généraux non contraignants, basés sur l'expérience des professionnels du secteur.
Diese Anweisungen stellen allgemeine Empfehlungen auf Grundlage des letzten Stands der Technik dar, die nicht bindend sind.

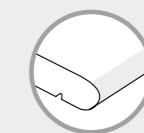
DISPONIBLES SUR ORDRE VERFUEGBAR AUF BESTELLUNG

NEZ DE MARCHE MONOLITIQUE MONOLITISCHE STUFENPLATTEN



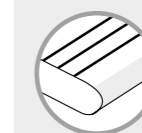
Nez de marche arrondi
Monolitische Stufenplatten

30x60 sp 20 mm/46	59
30x60 sp 30 mm/90	114
40,5x81 sp 17 mm/91	75



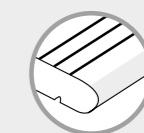
Nez de marche arrondi avec goutte d'eau
Monolitische Stufenplatten mit Abtropfen

30x60 sp 20 mm/62	99
30x60 sp 30 mm/120	105
40,5x81 sp 17 mm/121	141



Nez de marche arrondi avec rainures
Monolitische Stufenplatten mit Rillen

30x60 sp 20 mm/62	99
30x60 sp 30 mm/120	105
40,5x81 sp 17 mm/121	141



Nez de marche arrondi avec rainures et goutte d'eau • Monolitische Stufenplatten mit Abtropfen und Rillen

30x60 sp 20 mm/80	70
30x60 sp 30 mm/148	72
40,5x81 sp 17 mm/151	139

FORMATS ET EPAISSEURS • FORMATE UND STAERKE

30x60 disponible pour les articles en format 60x60 sp 20 mm et 30 mm

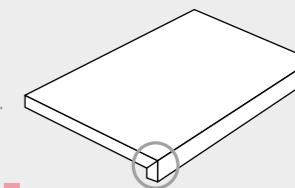
30x60 verfuegbar fuer die Formate 60x60 sp 20 mm und 30 mm

40,5x81 disponible pour les articles en format 81x81 et 40,5x81 sp 17 mm

40,5x81 verfuegbar fuer di Formate 81x81 und 40,5x81 sp 17 mm



NEZ DE MARCHE L
STUFENPLATTEN "L"



30x60 sp 20 mm/91

75

FORMATS ET EPAISSEURS • FORMATE UND STAERKE

Disponible pour les articles en format 60x60 sp 20 mm

Verfuegbar fuer die Formate 60x60 sp 20 mm



GRID
GITTER

14,5x60 sp 20 mm/56	93
19,5x60 sp 20 mm/61	95

FORMATS ET EPAISSEURS
FORMATE UND STAERKE

Disponible pour les articles en format 60x60 sp 20 mm

Verfuegbar fuer die Formate 60x60 sp 20 mm

PIÈCES SPÉCIALES SUPPLÉMENTAIRES POUR PISCINES SUR DEMANDE
WEITERE SPEZIELLE POOLTEILE AUF ANFRAGE

SASSONE

GRES PORCELLANATO
PORCELAIN STONEWARE
GRÈS CÉRAME
FEINSTEINZEUG



SASSONE 15,3x31

COLORI • COLORS
COULEURS • FARBEN



FORMATI • SIZES
FORMATS • FORMATE



15,3x31 6"x12"

SASSONE



50

SSN001/27

91

Sassone R11

15,3x31 6"x12"



SASSONE 15,3x31

PEZZI SPECIALI TRIMS



Battiscopa 7,5x31
SSN011/04 Sassone



Terminale a Elle Monolitico OUT R11 15x4x30
SSN021/16 Sassone

47



46



60



8



*** É OBBLIGATORIO posare il Terminale a Elle Monolitico SFALSATO essendo di dimensione diversa rispetto alle piastrelle**
It is MANDATORY to lay Terminale a Elle Monolitico STAGGERED [not following same joint] due to the difference in dimension between tiles and special pieces

PESI E MISURE / WEIGHT AND SIZES / POIDS ET MESURES / GEWICHTE UND VERPACKUNGEN

dimensioni sizes dimensions abmessungen	spessore thickness épaisseur stärke	pz/collo pcs/box pc/boite stk/ktn	mq/collo sqm/box m/boite qm/ktn	kg/collo kg/box kg/boite kg/ktn	colli/pallet box/europal boites/europal ktn/europal	mq/pallet sqm/pallet m/pallet qm/pallet	kg/europal kg/europal kg/europal kg/europal
Fondo 15,3x31	9 mm	17	0,806	15	85	68,51	1295

TAVELLONE

GRES PORCELLANATO
PORCELAIN STONEWARE
GRÈS CÉRAME
FEINSTEINZEUG

V3
R9
R11
HD



COLORI • COLORS
COULEURS • FARBEN



TAVELLONE VECCHIA FIRENZE

FORMATI • SIZES
FORMATS • FORMATE



15,3x31 6"x12"

TAVELLONE TERRE D'UMBRIA




TVN002/27 91 ■
Terre d'Umbria IN R9
15,3x31 6"x12"



TVN012/27 91 ■
Terre d'Umbria OUT R11
15,3x31 6"x12"



TAVELLONE TERRE D'UMBRIA 15,3x31

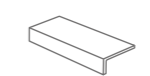


PEZZI SPECIALI
TRIMS



Battiscopa 7,5x31
TVN022/04 Terre d'Umbria

47 ■
46 ■



Terminale a Elle Monolitico OUT R11 15x4x30
801368/16 Terre d'Umbria

60 ■
8 ■

*** É OBBLIGATORIO** posare il Terminale a Elle Monolitico SFALSATO essendo di dimensione diversa rispetto alle piastrelle
It is MANDATORY to lay Terminale a Elle Monolitico STAGGERED (not following same joint) due to the difference in dimension between tiles and special pieces

TAVELLONE VECCHIA FIRENZE



160

TVN001/27 91 ■
Vecchia Firenze IN R9
15,3x31 6"x12"



160

TVN011/27 91 ■
Vecchia Firenze OUT R11
15,3x31 6"x12"

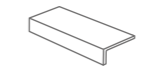


TAVELLONE VECCHIA FIRENZE 15,3x31

PEZZI SPECIALI TRIMS



Battiscopa 7,5x31 47 ■
801365/04 Vecchia Firenze 46 ■



Terminale a Elle Monolitico OUT R11 15x4x30 60 ■
801367/16 Vecchia Firenze 8 ■

*** É OBBLIGATORIO** posare il Terminale a Elle Monolitico SFALSATO essendo di dimensione diversa rispetto alle piastrelle
It is MANDATORY to lay Terminale a Elle Monolitico STAGGERED (not following same joint) due to the difference in dimension between tiles and special pieces

PESI E MISURE / WEIGHT AND SIZES / POIDS ET MESURES / GEWICHTE UND VERPACKUNGEN							
dimensioni sizes dimensions abmessungen	spessore thickness épaisseur stärke	pz/collo pcs/box pc/boite stk/ktn	mq/collo sqm/box m/boite qm/ktn	kg/collo kg/box kg/boite kg/ktn	colli/pallet box/europal boites/europal ktn/europal	mq/pallet sqm/pallet m/pallet qm/pallet	kg/europal kg/europal kg/europal kg/europal
Fondo IN 15,3x31	9 mm	17	0,806	14	85	68,51	1210
Fondo OUT 15,3x31	9 mm	17	0,806	15	85	68,51	1295

STONE MIX

GRES PORCELLANATO
PORCELAIN STONEWARE
GRÈS CÉRAMÉ
FEINSTEINZEUG



STONE MIX PIOMBO 31x62

COLORI • COLORS
COULEURS • FARBEN



FANGO



PIOMBO

FORMATI • SIZES
FORMATS • FORMATE



31x62 12"x24"

STONE MIX FANGO



16

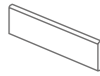
STM001/25 5

Stone Mix Fango **R11**

31x62 12"x24"

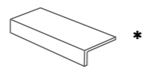
PEZZI SPECIALI

TRIMS



Battiscopa 7,2x62 22

STM011/07 Fango 20



Terminale a Elle Monolitico
OUT 15x4x30 60

STM021/16 Fango 8

*** É OBBLIGATORIO** posare il Terminale a Elle Monolitico SFALSATO essendo di dimensione diversa rispetto alle piastrelle
It is **MANDATORY** to lay Terminale a Elle Monolitico STAGGERED (not following same joint) due to the difference in dimension between tiles and special pieces



STONE MIX PIOMBO



16

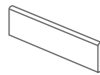
STM002/25 5

Stone Mix Piombo **R11**

31x62 12"x24"

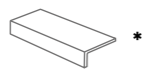
PEZZI SPECIALI

TRIMS



Battiscopa 7,2x62 22

STM012/07 Piombo 20




Terminale a Elle Monolitico
OUT 15x4x30 60

STM022/16 Piombo 8

*** É OBBLIGATORIO** posare il Terminale a Elle Monolitico SFALSATO essendo di dimensione diversa rispetto alle piastrelle
It is **MANDATORY** to lay Terminale a Elle Monolitico STAGGERED (not following same joint) due to the difference in dimension between tiles and special pieces



STONE MIX FANGO 31x62



PESI E MISURE / WEIGHT AND SIZES / POIDS ET MESURES / GEWICHTE UND VERPACKUNGEN							
dimensioni sizes dimensions abmessungen	spessore thickness épaisseur stärke	pz/collo pcs/box pc/boite stk/ktn	mq/collo sqm/box m/boite qm/ktn	kg/collo kg/box kg/boite kg/ktn	coll/pallet box/europal boites/europal ktn/europal	mq/pallet sqm/pallet m/pallet qm/pallet	kg/europal kg/europal kg/europal kg/europal
Fondo 31x62	9 mm	7	1,35	22,80	60	81,00	1390

ASPEN OUT

GRES PORCELLANATO
PORCELAIN STONEWARE
GRÈS CÉRAME
FEINSTEINZEUG

V3
R11
DCOF ≥ 0.42
HD



ASPEN OUT BEIGE 31x62

COLORI • COLORS
COULEURS • FARBEN



FORMATI • SIZES
FORMATS • FORMATE



31x62 12"x24"



31x31 12"x12"



15,3x31 6"x12"

ASPEN OUT BEIGE



8TB338/30 11 ■
Aspen Beige OUT R11
31x62 12"x24"



303677/22 42 ■
Aspen Beige OUT R11
31x31 12"x12"



303679/25 05 ■
Aspen Beige OUT R11
15,3x31 6"x12"



ASPEN OUT GRIGIO



8TB339/30 11 ■
Aspen Grigio OUT R11
31x62 12"x24"



303678/22 42 ■
Aspen Grigio OUT R11
31x31 12"x12"

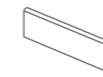


303680/25 05 ■
Aspen Grigio OUT R11
15,3x31 6"x12"

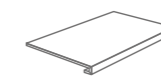


ASPEN OUT GRIGIO 31x62

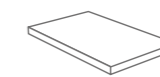
PEZZI SPECIALI TRIMS



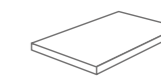
Battiscopa 7,2x62 22 ■
R03530/7 Beige 20 ■
R03533/7 Grigio 20 ■



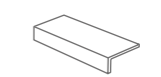
★ Gradino Frontale 31x62 134 ■
R03536/101 Beige 1 ■
R03535/101 Grigio 1 ■



★ Gradino Angolare DX 31x62 68 ■
R03541/157 Beige 1 ■
R03540/157 Grigio 1 ■



★ Gradino Angolare SX 31x62 68 ■
R04396/157 Beige 1 ■
R04394/157 Grigio 1 ■



★ Terminale a Elle Monolitico OUT R11 15x4x30 60 ■
R04347/16 Beige 8 ■
R04348/16 Grigio 8 ■

★ Disponibili solo su ordinazione
Available on demand

★ È OBBLIGATORIO posare il Terminale a Elle Monolitico SFALSATO essendo di dimensione diversa rispetto alle piastrelle.
It is MANDATORY to lay Terminale a Elle Monolitico STAGGERED (not following same joint) due to the difference in dimension between tiles and special pieces.

PESI E MISURE / WEIGHT AND SIZES / POIDS ET MESURES / GEWICHTE UND VERPACKUNGEN							
dimensioni sizes dimensions abmessungen	spessore thickness épaisseur stärke	pz/collo pcs/box pc/boite stk/ktn	mq/collo sqm/box m/boite qm/ktn	kg/collo kg/box kg/boite kg/ktn	colli/pallet box/europal boites/europal ktn/europal	mq/pallet sqm/pallet m/pallet qm/pallet	kg/europal kg/europal kg/europal kg/europal
Fondo 31x62	9 mm	7	1,35	22,60	60	81,00	1380
Fondo 31x31	8,5 mm	14	1,35	22,22	72	97,20	1620
Fondo 15,3x31	8,5 mm	17	0,806	13,17	85	68,51	1140

EMOTION OUT

GRES PORCELLANATO
PORCELAIN STONEWARE
GRÈS CÉRAME
FEINSTEINZEUG



COLORI • COLORS
COULEURS • FARBEN



TAUPE



GRIS

FORMATI • SIZES
FORMATS • FORMATE



31x31 12"x12"

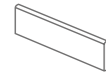
EMOTION OUT TAUPE



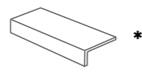
EMT033/22 42 ■
 Emotion Taupe OUT R11
 31x31 12"x12"

PEZZI SPECIALI

TRIMS




Battiscopa 7,2x60 22 ■
EMT103/7 Taupe 20 ■



Terminale a Elle Monolitico
 OUT R11 15x4x30 60 ■
R04260/16 Taupe 20 ■

* É OBLIGATORIO posare il Terminale a Elle Monolitico SFALSATO essendo di dimensione diversa rispetto alle piastrelle
 It is MANDATORY to lay Terminale a Elle Monolitico STAGGERED (not following same joint) due to the difference in dimension between tiles and special pieces



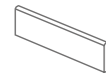
EMOTION OUT GRIS



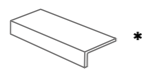
EMT023/22 42 ■
 Emotion Gris OUT R11
 31x31 12"x12"

PEZZI SPECIALI

TRIMS



Battiscopa 7,2x60 22 ■
EMT102/7 Gris 20 ■



Terminale a Elle Monolitico
 OUT R11 15x4x30 60 ■
R04259/16 Gris 20 ■

* É OBLIGATORIO posare il Terminale a Elle Monolitico SFALSATO essendo di dimensione diversa rispetto alle piastrelle
 It is MANDATORY to lay Terminale a Elle Monolitico STAGGERED (not following same joint) due to the difference in dimension between tiles and special pieces



EMOTION OUT GRIS 31x31



PESI E MISURE / WEIGHT AND SIZES / POIDS ET MESURES / GEWICHTE UND VERPACKUNGEN							
dimensioni sizes dimensions abmessungen	spessore thickness épaisseur stärke	pz/collo pcs/box pc/boite stk/ktn	mq/collo sqm/box m/boite qm/ktn	kg/collo kg/box kg/boite kg/ktn	colli/pallet box/europal boites/europal ktn/europal	mq/pallet sqm/pallet m/pallet qm/pallet	kg/europal kg/europal kg/europal kg/europal
Fondo 31x31	8,5 mm	14	1,35	22,22	72	97,20	1620

PIETRA DI VALS OUT

GRES PORCELLANATO
 PORCELAIN STONEWARE
 GRÈS CÉRAME
 FEINSTEINZEUG



COLORI • COLORS
 COULEURS • FARBEN



FORMATI • SIZES
 FORMATS • FORMATE



31x62 12"x24"



15,3x31,6"x12"

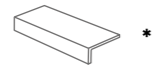
MURO DI SIENA VALS 31x62

PIETRA DI VALS MIX COLD



303516/27 91 ■
 Vals Mix Cold R11
 15,3x31 6"x12"

PEZZI SPECIALI TRIMS



Terminale a Elle Monolitico
 30x15x4 60 ■
801533/16 Vals Mix Cold 8 ■

* É OBLIGATORIO posare il Terminale a Elle Monolitico SFALSATO essendo di dimensione diversa rispetto alle piastrelle
 It is MANDATORY to lay Terminale a Elle Monolitico STAGGERED (not following same joint) due to the difference in dimension between tiles and special pieces



MURO DI SIENA VALS



R04405/30 11 ■
 Muro di Siena Vals R11
 31x62 12"x24"



VALS MIX COLD 15,3x31

Per una posa ottimale si raccomanda l'utilizzo di distanziatori autolivellanti.
 For an optimum installation we recommend the use of self-leveling spacers.

PESI E MISURE / WEIGHT AND SIZES / POIDS ET MESURES / GEWICHTE UND VERPACKUNGEN							
dimensioni sizes dimensions abmessungen	spessore thickness épaisseur stärke	pz/collo pcs/box pc/boite stk/ktn	mq/collo sqm/box m/boite qm/ktn	kg/collo kg/box kg/boite kg/ktn	colli/pallet box/europal boites/europal ktn/europal	mq/pallet sqm/pallet m/pallet qm/pallet	kg/europal kg/europal kg/europal kg/europal
Fondo 31x62	9 mm	7	1,35	23,30	60	81,00	1425
Fondo 15,3x31	9 mm	17	0,806	15,00	85	68,51	1295

SALE E PEPE • ROCCIA

GRES FINE PORCELLANATO A TUTTA MASSA
FULL BODY PORCELAIN STONEWARE
GRÈS CÉRAME FIN PLEINE MASSE
FEINSTEINZEUG



FORMATI • SIZES
FORMATS • FORMATE



30,5x30,5 12"x12"

COLORI • COLORS
COULEURS • FARBEN



COLORI • COLORS
COULEURS • FARBEN



SALE E PEPE BEIGE 30,5x30,5

SALE E PEPE

SPESSORE THICKNESS 7 mm 1/4"



301504/15 39 ■
Sale e Pepe Brown
30,5x30,5 12"x12"

R9



301503/14 38 ■
Sale e Pepe Beige
30,5x30,5 12"x12"



301505/14 38 ■
Sale e Pepe Silver
30,5x30,5 12"x12"



301502/15 39 ■
Sale e Pepe Graphite
30,5x30,5 12"x12"

SPESSORE THICKNESS 12 mm 1/2"



303422/26 65 ■
Sale e Pepe Beige
30,5x30,5 12"x12"

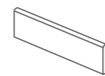


303423/27 91 ■
Sale e Pepe Silver
30,5x30,5 12"x12"



303424/30 12 ■
Sale e Pepe Graphite
30,5x30,5 12"x12"


R9

PEZZI SPECIALI
TRIMS

Battiscopa/4 47 ■
7,5x30,5 46 ■

PESI E MISURE / WEIGHT AND SIZES / POIDS ET MESURES / GEWICHTE UND VERPACKUNGEN

dimensioni sizes dimensions abmessungen	spessore thickness épaisseur stärke	pz/collo pcs/box pc/boite stk/ktn	mq/collo sqm/box m/boite qm/ktn	kg/collo kg/box kg/boite kg/ktn	colli/pallet box/europal boites/europal ktn/europal	mq/pallet sqm/pallet m/pallet qm/pallet	kg/europal kg/europal kg/europal kg/europal
Fondo 30,5x30,5	7 mm	15	1,39	20,52	48	66,72	1370
Fondo 30,5x30,5	12 mm	9	0,84	21,10	72	60,48	1545



ROCCIA SILVER 30,5x30,5

ROCCIA

SPESSORE THICKNESS 8,5 mm 3/8"



301762/17 52 ■
Roccia Beige
30,5x30,5 12"x12"



301742/17 52 ■
Roccia Silver
30,5x30,5 12"x12"



301763/18 41 ■
Roccia Graphite
30,5x30,5 12"x12"

R10

PESI E MISURE / WEIGHT AND SIZES / POIDS ET MESURES / GEWICHTE UND VERPACKUNGEN

dimensioni sizes dimensions abmessungen	spessore thickness épaisseur stärke	pz/collo pcs/box pc/boite stk/ktn	mq/collo sqm/box m/boite qm/ktn	kg/collo kg/box kg/boite kg/ktn	colli/pallet box/europal boites/europal ktn/europal	mq/pallet sqm/pallet m/pallet qm/pallet	kg/europal kg/europal kg/europal kg/europal
Fondo 30,5x30,5	8,5 mm	13	1,21	20,52	72	87,12	1500




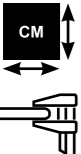








CARATTERISTICHE TECNICHE • TECHNICAL FEATURES

CARACTÉRISTIQUES TECHNIQUES • TECHNISCHE MERKMALE

La scheda tecnica dettagliata di ogni serie è disponibile sul sito www.dadoceramica.it
 Technical data sheet of each collection is available for download on www.dadoceramica.it

GRES PORCELLANATO • PORCELAIN STONEWARE • GRÈS CÉRAME • FEINSTEINZEUG















UNI EN 14411 BIA ALLEGATO G (ISO 13006)

Caratteristica tecnica Technical feature Caractéristique technique Technische Eigenschaft	Norma Norm Norme Norm	Valore richiesto dalle norme Required standards Valeur prescrite par les normes Normvorgabe	Pavimenti Floors Sols Böden		
 Assorbimento d'acqua Water absorption Absorption d'eau Wasseraufnahme	UNI EN ISO 10545-3	≤ 0,5%	≤ 0,5%		
 Resistenza alla flessione Bending strength Résistance à la flexion Biegefestigkeit	UNI EN ISO 10545-4	≥ 35 N/mm ²	Conforme Corresponding Conforme Entsprechend		
 Resistenza al gelo Resistance to frost Résistance aux gel Frostbeständigkeit	UNI EN ISO 10545-12	Nessuna alterazione No alteration Aucune alteration Keine Veränderung	Non gelivo Frost-proof Non gélifs Frostsicher		
 Caratteristiche di regolarità Regularity characteristics Caractéristiques de régularité Regelmäßigkeit	UNI EN ISO 10545-2	Lunghezza e larghezza / Lenght and width Longueur et largeur / Länge und breite	± 0,6% max		
		Spessore / Thickness Épaisseur / Stärke	± 5% max		
		Rettilineità spigoli / Straightness of sides Rectitude des arêtes / Kantengeradheit	± 0,5% max		
		Ortogonalità / Rectangularity Orthogonalité / Rechtwinkligkeit	± 0,6% max		
		Planarità / Lenght and width Planeite de surface / Ebenflächigkeit	± 0,5% max		
 Qualità della superficie Surface quality Qualités de la surface Oberflächenqualität	UNI EN ISO 10545-2	Il 95 % min. delle piastrelle di prova deve essere esente da difetti visibili Minimum 95% of the tested tiles must be free from visible defects 95% min. des carreaux de test ne doit pas contenir de défauts visibles Min. 95% der geprüften Fliesen dürfen keine sichtbaren Mängel aufweisen	Conforme Corresponding Conforme Entsprechend		
 Resistenza ai prodotti chimici Resistance to chemical products Résistance aux produits chimiques Widerstand gegen Chemikalien	UNI EN ISO 10545-13	Minimo GB Minimum GB Minimum GB Minimum GB	Conforme Corresponding Conforme Entsprechend		
 Resistenza all'abrasione (metodo PEI) Wear resistance (PEI test) Résistance à l'abrasion (méthode PEI) Widerstand gegen Abrieb (nach PEI)	UNI EN ISO 10545-7	Come dichiarato As stated Comme déclaré Wie angegeben	Da 2 a 5 in base al colore From 2 to 5, according to color De 2 à 5, selon couleur Von 2 zu 5, je nachdem farbfarber		
 Resistenza alle macchie Staining resistance Résistance aux taches Widerstand gegen Fleckenbildung	UNI EN ISO 10545-14	Min. 3	Conforme Corresponding Conforme Entsprechend		
 Stabilità dei colori Colours stability Stabilité des couleurs Farbbeständigkeit	DIN 51094	Stabile	Nessuna Variazione		
 Durezza Superficie Mohs Mohs surface hardness Dureté de la surface (échelle Mohs) Ritzhärte nach Mohs	UNI EN 101	Come dichiarato As stated Comme déclaré Wie angegeben	Naturale 6-8	Lappato 5	
 Resistenza agli sbalzi termici Thermal shock resistance Résistance aux écarts de température Temperaturwechselbeständigkeit	ISO 10545-9	Metodo di prova disponibile Test method available Méthode d'essai disponible Prüfverfahren verfügbar	Resiste Resistant		
 Resistenza allo scivolamento Slip resistance Résistance au glissement Rutschhemmende Eigenschaft	METODO B.C.R.A.	D.M.I. Giugno 1989 n. 236 (μ > 0,40)	> 0,4		
	DIN 51130	In funzione dell'ambiente o della zona di lavoro Basing on the environment or on the working area	R9	R10	R11

CARATTERISTICHE TECNICHE • TECHNICAL FEATURES

CARACTÉRISTIQUES TECHNIQUES • TECHNISCHE MERKMALE

La fiche technique complète de chaque produit est disponible sur www.dadoceramica.it
 Das detaillierte technische Datenblatt finden Sie auf www.dadoceramica.it

			OUTDOOR		
Caratteristica tecnica Technical feature Caractéristique technique Technische Eigenschaft	Norma Norm Norme Norm	Valore richiesto dalle norme Required standards Valeur prescrite par les normes Normvorgabe	 17MM ^{11/16"}	 20MM ^{3/4"}	 30MM ^{1 1/4"}
 Assorbimento d'acqua Water absorption Absorption d'eau Wasseraufnahme	UNI EN ISO 10545-3	≤ 0,5%	Conforme Corresponding Conforme Entsprechend	Conforme Corresponding Conforme Entsprechend	Conforme Corresponding Conforme Entsprechend
 Resistenza alla flessione Flexion Resistance Résistance à la flexion Biegefestigkeit	UNI EN ISO 10545-4	S ≥ 700 N (< 7,5 mm) S ≥ 1300 N (> 7,5 mm) R ≥ 35 N/mm ²	Conforme Corresponding Conforme Entsprechend	Conforme Corresponding Conforme Entsprechend	Conforme Corresponding Conforme Entsprechend
 Resistenza al gelo Resistance to frost Résistance aux gel Frostbeständigkeit	UNI EN ISO 10545-12	Test superato secondo UNI EN ISO 10545 - 1 Pass to according to UNI EN ISO 10545 - 1 Test passé conformément à la UNI EN ISO 10545 - 1 Test bestanden nach UNI EN ISO 10545-1	Nessun danno No damage Aucun dommage Keinen Schaden	Nessun danno No damage Aucun dommage Keinen Schaden	Nessun danno No damage Aucun dommage Keinen Schaden
 Caratteristiche dimensionali Dimensional features Caractéristiques dimensionnelles Abmessungen	UNI EN ISO 10545-2	Lunghezza e larghezza / Lenght and width Longueur et largeur / Länge und breite	± 0,6% max ± 2 mm		
		Spessore / Thickness Épaisseur / Stärke	± 5% max ± 0,5 mm		
		Rettilineità spigoli / Straightness of sides Rectitude des arêtes / Kantengeradheit	± 0,5% max ± 1,5 mm		
		Ortogonalità / Rectangularity Orthogonalité / Rechtwinkligkeit	± 0,5% max ± 2 mm		
		Planarità / Lenght and width Planeite de surface / Ebenflächigkeit	± 0,5% max ± 2 mm		
 Resistenza alle macchie Staining resistance Résistance aux taches Widerstand gegen Fleckenbildung	UNI EN ISO 10545-14	Min. 3	Conforme Corresponding Conforme Entsprechend	Conforme Corresponding Conforme Entsprechend	Conforme Corresponding Conforme Entsprechend
 Resistenza ai prodotti chimici Resistance to chemical products Résistance aux produits chimiques Widerstand gegen Chemikalien	UNI EN ISO 10545-13	Non devono presentare apprezzabili segni d'attacco chimico They must not show relevant signs of chemical attacks Ils ne doivent présenter aucun signe remarquable d'attaque chimique Sie dürfen keine nennenswerten Anzeichen chemischer Ätzung aufweisen	Conforme Corresponding Conforme Entsprechend	Conforme Corresponding Conforme Entsprechend	Conforme Corresponding Conforme Entsprechend
 Stabilità dei colori Colours stability Stabilité des couleurs Farbbeständigkeit	DIN 51094	Nessuna variazione No variation Pas de variation Keine Aenderungen	Conforme Corresponding Conforme Entsprechend	Conforme Corresponding Conforme Entsprechend	Conforme Corresponding Conforme Entsprechend
 Durezza Superficie Mohs Mohs surface hardness Dureté de la surface (échelle Mohs) Ritzhärte nach Mohs	UNI EN 101	≥ 5	Conforme Corresponding Conforme Entsprechend	Conforme Corresponding Conforme Entsprechend	Conforme Corresponding Conforme Entsprechend
 Resistenza agli sbalzi termici Thermal shock resistance Résistance aux écarts de température Temperaturwechselbeständigkeit	UNI EN ISO 10545-9	Test superato secondo UNI EN ISO 10545 - 1 Pass to according to UNI EN ISO 10545 - 1 Test passé conformément à la UNI EN ISO 10545 - 1 Test bestanden nach UNI EN ISO 10545-1	Conforme Corresponding Conforme Entsprechend	Conforme Corresponding Conforme Entsprechend	Conforme Corresponding Conforme Entsprechend
 Resistenza allo scivolamento Skid resistance Résistance au glissement Rutschhemmende Eigenschaft	METODO B.C.R.A.	DM. 236/89 BCRA	> 0,4	> 0,4	> 0,4
	DIN 51130	-	R11	R11	R11
	DIN 51097	-	A+B+C	A+B+C	A+B+C
	METODO ANSI A 137.1	WET DCOF ≥ 0,42	≥ 0,42	> 0,42	> 0,42
 Qualità della superficie Quality of the surface Qualité de surface Oberflaechequalität	UNI EN ISO 10545-2	Il 95% dei prodotti è esente da difetti visibili 95% of the products are free of visible defects 95% des produits sont exempts de défauts visibles 95% der Produkten sind ohne sichtbare Beschädigungen	Conforme Corresponding Conforme Entsprechend	Conforme Corresponding Conforme Entsprechend	Conforme Corresponding Conforme Entsprechend

CARATTERISTICHE TECNICHE • TECHNICAL FEATURES CARACTÉRISTIQUES TECHNIQUES • TECHNISCHE MERKMALE

BICOTTURA ATOMIZZATA • ATOMIZED DOUBLE-FIRED WALL TILE

REVÊTEMENT ATOMISÉ EN BICUISSON ATOMISIERTES • ZWEIBRANDVERFAHREN

UNI EN 14411 BIII ALLEGATO L (ISO 13006)

Caratteristica tecnica Technical feature Caractéristique technique Technische eigenschaft	Norma Norms Norme Norme	Valore richiesto dalle norme Required standards Valeur prescrite par les normes Normvorgabe	Rivestimenti Wall Revêtement mural Beschichtungen
Caratteristiche di regolarità Regularity characteristics Caractéristiques de régularité Regelmäßigkeit	UNI EN ISO 10545-2	Lunghezza e larghezza / Lenght and width Longuer et largeur / Länge und breite	± 0,5%
		Spessore / Thickness Epaisseur / Stärke	± 10%
		Ortogonalità / Rectangularity Orthogonalite / Rechtwinkligkeit	± 0,50%
		Planarità / Lenght and width Longuer et largeur / Ebenflächigkeit	- 0,30% + 0,50%
Assorbimento d'acqua Water absorption Absorption d'eau Wasseraufnahme	UNI EN ISO 10545-3	> 10	15%
Resistenza alla flessione Bending strength Résistance à la flexion Biegefestigkeit	UNI EN ISO 10545-4	≤ 7,5 mm > 7,5 mm	15 N/mm ² 12 N/mm ²
Coefficiente espansione termica lineare Thermal expansion coefficient Coefficient de dilatation linéaire Koeffizient der linearen thermischen Dehnung	UNI EN ISO 10545-8		Conforme Corresponding Conforme Entsprechend
Resistenza al cavillo Crazing resistance Résistance au tressillage Haarißbeständigkeit	UNI EN ISO 10545-11	Richiesta Requested Demandée Gefragt	Conforme Corresponding Conforme Entsprechend
Resistenza agli sbalzi termici Thermal shock resistance Resistance aux écarts de température Temperaturwechselbeständigkeit	UNI EN ISO 10545-9		Conforme Corresponding Conforme Entsprechend
Resistenza agli acidi Chemical resistance Résistance à l'attaque chimique Beständigkeit gegen Chemikalien	UNI EN ISO 10545-13		Conforme Corresponding Conforme Entsprechend
Resistenza alle macchie Staining resistance Resistance aux taches Widerstand gegen fleckenbildung	UNI EN ISO 10545-14	Classe 3 Class 3 Classe 3 Klasse 3	Conforme Corresponding Conforme Entsprechend

CONSIGLI DI POSA, PULIZIA E MANUTENZIONE • ADVICE FOR INSTALLATION AND CLEANING
CONSEILS DE POSE, DE NETTOYAGE ET D'ENTRETIEN • RATSCHLÄGE FÜR DIE VERLEGUNG, REINIGUNG
UND WARTUNG

Consigli di posa

ITA

Non si accettano reclami relativi a materiale già posato.

Per una posa eseguita a regola d'arte è richiesta, in generale, l'osservanza dei seguenti criteri:

1. Resistenze adeguate del sottofondo;
2. Rispetto dei tempi di maturazione del massetto;
3. Posa in ambienti di sole civili abitazioni.

Applicazioni diverse dovranno essere sottoposte a verifica di **Dado Ceramica S.r.l.**;

4. Rispetto degli eventuali giunti strutturali presenti;
5. Realizzazione di giunto elastico perimetrale, per ogni elemento in elevazione, con limitazione delle superfici continue a non oltre 50-60 m (25-30 m in presenza di grandi vetrate);
6. Utilizzo di opportuno adesivo di classe C2 (per interno) o C2E (per esterno) secondo EN 12004, utilizzando la tecnica della doppia spalmatura;
7. Utilizzo di idoneo stucco avendo cura di effettuare prove preventive di pulibilità in caso di stuccature a contrasto;
8. All'atto della posa prelevare piastrelle alternativamente da diverse scatole;
9. Controllare, prima della posa, tonalità, calibro e scelta.

Il prodotto rettificato consente anche di ottenere una superficie in cui la giunzione fra una lastra e l'altra è appena percettibile (minimo 2/3 mm).

Nell'utilizzo del prodotto naturale si consiglia una fuga di 4/5 mm tra una lastra e l'altra.

Conseils de pose

FRA

Aucune réclamation portant sur des matériaux déjà posés ne sera acceptée. Pour une pose dans les règles de l'art, il convient d'une manière générale de respecter les conditions suivantes:

1. Résistance adaptée de la sous-couche;
2. Respect des temps de maturation de la chape;
3. Pose uniquement dans des habitations civiles. Toute autre application sera soumise au contrôle de **Dado Ceramica S.r.l.**;
4. Respect des éventuels joints structurels présents;
5. Réalisation d'un joint élastique périphérique, pour chaque élément surélevé, avec limitation des surfaces continues à un maximum de 50-60 m (25-30 m en présence de grandes baies vitrées);
6. Utilisation d'une colle adaptée de classe C2 (pour intérieur) ou C2E (pour extérieur) conformément à la norme EN 12004, en utilisant la technique du double encollage;
7. Utilisation d'un ciment-joint adapté en prenant soin de vérifier préalablement qu'il peut être nettoyé en cas de joints en contraste;
8. Lors de la pose, prélever les carreaux en alternant entre différents paquets;
9. Avant de procéder à la pose, contrôler la teinte, le calibre et l'aspect du carreau.

Le produit rectifié permet également d'obtenir une surface où la jonction entre une dalle et l'autre est à peine perceptible (2/3 mm minimum).

Lors de l'utilisation du produit avec surface naturelle, il est conseillé de respecter un joint de 4/5 mm entre chaque dalle.

Advice for intallation

ENG

We cannot accept complaints made after the material has been installed. To achieve a state-of-the-art installation the following criteria must be observed:

1. Adequate sub-base resistance;
2. Respect of the slab setting times;
3. Installation in residential environments only. Any different applications must be examined by **Dado Ceramica S.r.l.**;
4. Respect of any existing structural joints;
5. Realization of expansion joint for the perimeter, for all raised elements, with limitation of continuous surfaces to no more than 50-60 sqm (25-30 sqm in areas containing large window/glass installations or when used externally);
6. The use of a suitable C2 (for interior use) or C2E (for external use) adhesive according to EN12004, applied with the double spread coating technique;
7. The use of a suitable grout, checked and tested first, in the case of contrasting grout, and tested in a small area to verify that it can be effectively cleaned away;
8. During laying, pick tiles alternately from different boxes;
9. Check that the calibre, shade and sorting grade are correct before installing.

Rectified products also enable to obtain surfaces where joints are hardly perceptible (minimum 2/3 mm).

For the natural finish, a joint of 4/5 mm is recommended between one slab and the next.

VERLEGEHINWEISE

DE

Es werden keine Reklamationen bezüglich von bereits verlegtem Material akzeptiert. Um nach allen Regeln der Kunst zu verlegen, müssen allgemein folgende Kriterien eingehalten werden:

1. Angemessene Widerstandsfähigkeit des Untergrunds;
2. Einhaltung der Reifungszeiten des Estrichs;
3. Verlegung in ausschließlich aus Zivilwohnungen bestehenden Umgebungen. Andere Anwendungsarten müssen von **Dado Ceramica S.r.l.** überprüft werden;
4. Einhaltung eventuell vorhandener Bauwerksfugen;
5. Errichtung einer Dehnungsrandfuge für jedes erhöhte Element mit Beschränkung der durchgehenden Flächen auf maximal 50-60 m (25-30 m, falls große Glasflächen vorhanden sind);
6. Verwendung eines geeigneten Klebers der Klasse C2 (für den Innenbereich) oder C2E (für den Außenbereich) nach EN 12004 unter Anwendung der Technik des zweifachen Kleberaufstrichs;
7. Verwendung eines geeigneten Fugenmittels, wobei man im Fall von kontrastierenden Fugen zuvor Reinigungstests durchführen sollte;
8. Bei der Verlegung die Fliesen abwechselnd aus verschiedenen Schachteln verwenden;
9. Vor dem Verlegen den Farbton, die Größenklasse und die Wahl kontrollieren.

Mit dem geschliffenen Produkt kann man auch eine Fläche mit einer kaum wahrnehmbaren Fuge zwischen den einzelnen Platten erzielen (mindestens 2-3 mm). Bei Verwendung des naturbelassenen Produkts wird empfohlen, eine 4-5 mm breite Fuge zwischen den einzelnen Platten einzuhalten.

CONSIGLI DI POSA, PULIZIA E MANUTENZIONE • ADVICE FOR INSTALLATION AND CLEANING
 CONSEILS DE POSE, DE NETTOYAGE ET D'ENTRETIEN • RATSCHLÄGE FÜR DIE VERLEGUNG, REINIGUNG UND WARTUNG

Lavaggio-protezione e manutenzione del gres porcellanato

ITA

1. Lavaggio dopo posa

Il lavaggio dopo posa è un una fase di fondamentale importanza per tutti gli interventi successivi e per la manutenzione.

Con il lavaggio acido dopo posa si eliminano i residui di posa e il normale sporco di cantiere come: malta, colla, pittura, sporco da cantiere di varia natura... È bene sapere che oltre il 90% delle contestazioni in cantiere è dovuto ad un cattivo, o addirittura inesistente, lavaggio con detergente acido dopo posa.

Per questa operazione **Fila** propone **Deterdek**, detergente disincrostante acido che non sviluppa fumi nocivi e non aggredisce le fughe. Rimuove lo sporco da cantiere - malta, stucco, incrostazioni di varia natura. **Fila Deterdek** unisce all'azione disincrostante anche una efficace azione pulente. La pulizia di fine cantiere si esegue a completa stagionatura dello stucco cementizio (almeno 36-48 ore), attenendosi scrupolosamente ai consigli di seguito riportati:

- Utilizzare Fila Deterdek diluito 1:5 (1 litro di Deterdek in 5 di acqua possibilmente calda)
- Spazzare bene il pavimento quindi distribuire uniformemente la soluzione di **Deterdek** diluito, utilizzando un normale spazzettone, mop-lavapavimenti (mocio) o uno straccio ruvido per ambienti residenziali oppure frizionando con monospazzola dotata di dischi con tampone di colore verde per grandi superfici;
- Lasciare agire per qualche minuto, in funzione dell'intensità dello sporco;
- Intervenire energicamente con spugna abrasiva tipo verde oppure con spazzolone con setole in nylon o nel caso di grandi superfici con monospazzola munita di disco verde e aspira liquidi.
- Raccogliere il residuo con stracci oppure con aspiraliquidi.

Resa: 1 litro/40 m² – diluizione 1:5.

Per rimuovere i residui di stucco epossidico consigliamo di utilizzare lo specifico detergente **Fila CR10**.

Prima di eseguire la pulizia con il Fila CR10 attendere i tempi di messa in esercizio del fugante utilizzato, attenendosi scrupolosamente ai consigli di seguito riportati:

- Stendere direttamente sulla superficie da pulire con una pennellessa, coprendo perfettamente tutti i residui di stucco;
- Lasciare agire per circa 30 minuti;
- Strofinare con spugna abrasiva o eventualmente spatola sui residui più consistenti. Per l'applicazione a pavimento è possibile intervenire con monospazzola utilizzando il disco più opportuno;
- Risciacquare con cura.
- Nel caso di residui più tenaci ripetere l'applicazione seguendo le stesse modalità e lasciando agire più a lungo il prodotto.

2. Protezione tipo levigato

Con la protezione si:

- Impermeabilizza la superficie, rendendola antimacchia
- Impermeabilizza le fughe, rendendole antimacchia
- Facilita la manutenzione ordinaria

La migliore protezione si realizza con **Fila MP/90**, un protettivo liquido antimacchia che penetra in profondità proteggendo il pavimento senza generare pellicole superficiali, per questo motivo **Fila MP/90** non altera il colore della superficie e la sua efficacia rimane inalterata per diversi anni.

- Stendere puro a pavimento asciutto e pulito (almeno 4 ore dopo il lavaggio), applicarlo con pennellessa, rullo o straccio avendo cura di distribuirlo in modo omogeneo su tutta la superficie comprese le fughe.
- A pavimento asciutto (dopo circa 4-8 ore) togliere la parte in eccesso che si è seccata ed è rimasta in superficie, con straccio di cotone pulito e asciutto, lucidatrice o monospazzola con disco beige. I residui tenaci si possono rimuovere utilizzando un panno pulito imbevuto di **Fila MP/90**.

Resa: 1 litro/30 m² circa.

3. Protezione tipo lappato

Con la protezione si:

- Impermeabilizza la superficie, rendendola antispurco
- Ridona lucentezza superficiale
- Facilita la manutenzione ordinaria

La migliore protezione si realizza con **Fila PD15**, un protettivo liquido antispurco che penetra in profondità proteggendo il pavimento senza generare pellicole superficiali, per questo motivo **Fila PD15** non altera il colore della superficie e la sua efficacia rimane inalterata nel tempo e resiste agli agenti chimici.

- Stendere il prodotto puro a pavimento perfettamente asciutto e pulito (almeno 4-8 ore dopo il lavaggio), applicarlo con pennellessa o straccio avendo cura di distribuirlo in modo omogeneo su tutta la superficie comprese le fughe.
- Massaggiare accuratamente il prodotto in fase di stesura in modo da farlo penetrare bene e di eliminare completamente i residui di prodotto dalla superficie.
- Entro 10 minuti dall'applicazione di **Fila PD15** bisogna togliere la parte in eccesso che si eventualmente è rimasta in superficie, con straccio di cotone pulito e asciutto o della semplice carta tipo scottex.

Resa: 1 litro/70 m² circa.

4. Protezione tipo naturale-strutturato

Nel caso di superfici rustiche lo sporco si deposita negli interstizi del materiale, rendendo difficile la manutenzione.

In questo caso, per pavimentazioni interne ed esterne si consiglia di utilizzare **Fila STOP DIRT** che protegge il pavimento dallo sporco rendendo più facile la manutenzione ordinaria. Il protettivo **Fila STOP DIRT** protegge il pavimento senza creare pellicole superficiali, non altera il colore della superficie e non modifica l'originale grado di scivolosità (prove eseguite secondo i metodi B.C.R.A. e ASTM C 1028-2007).

- Stendere il prodotto puro a pavimento perfettamente asciutto e pulito (almeno 4-8 ore dopo il lavaggio), applicarlo con pennellessa o straccio avendo cura di distribuirlo in modo omogeneo su tutta la superficie comprese le fughe.
- Massaggiare accuratamente il prodotto in fase di stesura in modo da farlo penetrare bene e di eliminare completamente i residui di prodotto dalla superficie.
- Entro 10 minuti dall'applicazione di **Fila STOP DIRT** bisogna togliere la parte in eccesso che si eventualmente è rimasta in superficie, con straccio di cotone pulito e asciutto o della semplice carta tipo scottex.

5. Manutenzione per tutte le superfici

Per la pulizia di tutti i giorni

FilaCleaner detergente neutro a basso residuo.

Si diluisce a seconda dello sporco. Ad elevate diluizioni non necessita di risciacquo. Non lascia, sulla superficie lavata, residui cerosi o silicici in quanto ne è privo.

Si può usare anche con macchine lavasciuga.

Resa: 2.000 m² con 1 litro - diluizione 1:200.

Per sporchi più intensi e per togliere le macchie

Fila PS/87 detergente sgrassante e smacchiatore.

Un prodotto, tante funzioni: detergente, sgrassante, decerante e smacchiatore.

Basta scegliere la diluizione giusta per ottenere l'effetto desiderato.

- Diluito 1:10 in acqua, per rimuovere sporchi intensi
- Puro, lasciandolo agire per circa 20-40 minuti per rimuovere le macchie e residui di stucco epossidico.

FILA Industria Chimica Spa
 Via Garibaldi, 58 35018 San Martino di Lupatari Padova ITALY
 T +39 049 94 67 300 F +39 049 94 60 753
 www.filasolutions.com info@filasolutions.com



CONSIGLI DI POSA, PULIZIA E MANUTENZIONE • ADVICE FOR INSTALLATION AND CLEANING
 CONSEILS DE POSE, DE NETTOYAGE ET D'ENTRETIEN • RATSCHLÄGE FÜR DIE VERLEGUNG, REINIGUNG UND WARTUNG

Washing-protection and maintenance of porcelain tiles

ENG

1. Washing after laying

Washing after laying is a fundamentally important stage for any subsequent treatment and for maintenance.

Acid washing after laying removes laying residues and normal building site dirt, such as: grout, glue, paint, different kinds of building site dirt. It is a good thing to know that over 90% of site complaints are due to poor, or even inexistent, washing with acid detergent after laying. For this operation, Fila suggests **Deterdek**, the acid-based descaling detergent that does not emit harmful fumes and does not harm the grouting. It removes building-site dirt - grout, plaster, different kinds of encrusted dirt.

Fila Deterdek combines descaling with effective cleaning.

The site must be cleaned on completion, when the concrete grouting is completely dry (at least 36-48 hours), closely following the instructions given below:

- Use **Fila Deterdek** diluted 1:5 (1 litre of Deterdek in 5 of water, preferably hot)
- Brush the floor thoroughly, then evenly apply the solution of diluted **Deterdek** using a normal flat brush, floor mop or a rough household floor cloth or rubbing with a single-brush machine, fitted with discs with green buffer for large surfaces;
- Leave for a few minutes, depending on how dirty the surface is;
- Rub hard with a green abrasive sponge or flat brush with nylon bristles or, for large areas, a single-brush machine fitted with green disc and liquid vacuum cleaner;
- Remove residues with cloths or a liquid vacuum cleaner.

Coverage: 1 litre/40 m² – dilution 1:5

To remove residues of epoxy grouting we recommend using the specific **Fila CR10** detergent.

Before cleaning with **Fila CR10** wait until the grouting product applied is ready for use, closely following the instructions given below:

- Apply directly to the surface to be cleaned using a large flat paintbrush, perfectly covering all residues of plaster.
- Leave for about 30 minutes
- Rub with an abrasive sponge or even a spatula to remove larger residues. A single-brush machine fitted with the most appropriate disc can be used for floors
- Rinse thoroughly
- For more stubborn residues, repeat the same procedure, leaving the product to work for longer.

2. Polished protection

Protection:

- Waterproofs the surface, making it stain proof
- Waterproofs grouting, making it stain proof
- Makes ordinary maintenance easier

The best protection is offered by **Fila MP/90**, a stain-proofing liquid protector that penetrates deep down. **Fila MP/90** protects the floor without forming a surface film and therefore does not alter the surface colour and its effectiveness remains unaltered for several years.

- On a clean dry floor and at least 4 hours after washing, apply undiluted with a flat paintbrush, roller or cloth, taking care to spread evenly over the entire surface, including the grouting.
- When dry (after about 4-8 hours), remove any dried excess from the surface with a clean dry cotton cloth, machine polisher or single-brush machine with beige disc. Stubborn residues can be removed with a clean cloth soaked in **Fila MP/90**.

Coverage: 1 litre/30 m² approx.

3. Lappato protection

Protection:

- Waterproofs the surface, making it dirt proof
- Restores surface sheen
- Makes ordinary maintenance easier

The best protection is offered by **Fila PD15**, a dirt-proofing liquid protector that penetrates deep down. **Fila PD15** protects the floor without forming a surface film and therefore does not alter the surface colour and its effectiveness remains unaltered over time and resists chemical agents.

- On a perfectly clean dry floor and at least 4-8 hours after washing, apply undiluted with a flat paintbrush or cloth, taking care to spread evenly over the entire surface, including the grouting.
- Rub thoroughly when applying to make the product penetrate well and completely remove product residues from the surface.
- 10 minutes after applying, any excess residues of **Fila PD15** must be removed from the surface, with a clean dry cotton cloth or simple kitchen roll.

Coverage: 1 litre/70 m² approx.

4. Natural-textured protection

Dirt gets stuck in the uneven surface of rough-finish floors, making maintenance difficult.

In this case, we recommend using **Fila STOP DIRT** for indoor and outdoor floors and paving. It protects the surface from dirt and makes everyday cleaning easier.

Fila STOP DIRT protects the floor or paving without forming a surface film and does not alter the surface colour or the original skid resistance of the material (tests carried out using B.C.R.A. and ASTM C 1028-2007 methods).

- On a perfectly clean dry floor and at least 4-8 hours after washing, apply undiluted with a flat paintbrush or cloth, taking care to spread evenly over the entire surface, including the grouting.
- Rub thoroughly when applying to make the product penetrate well and completely remove product residues from the surface.
- 10 minutes after applying, any excess residues of **Fila STOP DIRT** must be removed from the surface, with a clean dry cotton cloth or simple kitchen roll.

5. Maintenance for all surfaces

For everyday cleaning

FilaCleaner low-residue neutral detergent.

Dilute depending on the dirt. When highly diluted it does not need rinsing.

It does not leave waxy or silicon residues on the washed surface as it does not contain them.

It can also be used with washing and drying machines.

Coverage: 2,000 m² with 1 litre – dilution 1:200

For more intense dirt and for removing stains

Fila PS/87 degreasing detergent and stain remover.

One product, lots of uses: detergent, degreaser, wax remover and stain remover.

Just choose the right dilution to give the desired effect.

- Diluted 1:10 in water to remove intense dirt
- Undiluted, left to work for around 20-40 minutes to remove stains and residues of epoxy grouting.

FILA Industria Chimica Spa
 Via Garibaldi, 58 35018 San Martino di Lupatari Padova ITALY
 T +39 049 94 67 300 F +39 049 94 60 753
 www.filasolutions.com info@filasolutions.com



CONSIGLI DI POSA, PULIZIA E MANUTENZIONE • ADVICE FOR INSTALLATION AND CLEANING
CONSEILS DE POSE, DE NETTOYAGE ET D’ENTRETIEN • RATSCHLÄGE FÜR DIE VERLEGUNG, REINIGUNG UND WARTUNG

CONSIGLI PER LA PULIZIA DOPO POSA E MANUTENZIONE

dei pavimenti in gres porcellanato **naturali** e **lappati** Dado Ceramica srl

All’attenzione del posatore: prima pulizia

La cura con la quale si esegue la pulizia dopo posa influenzerà la pulibilità del pavimento per tutta la sua durata.

Importantissimo è pulire bene a fine posa, a pavimento nuovo. È necessario infatti, dopo aver applicato il fugante, togliere tutti i residui di cemento lasciati in fase di posa e stuccatura dai posatori con l’utilizzo di acido tamponato (tipo Keranet o similari). Lasciare agire per circa 40 minuti e poi risciacquare bene con appositi strumenti aspira liquidi fino a vedere l’acqua utilizzata limpida. A seguire effettuare un lavaggio con un prodotto sgrassante leggermente alcalino (tipo sgrassatore per cappe da cucina o tipo Chante Clair) ed un buon risciacquo. Dopo queste operazioni la messa in servizio del pavimento è terminata a regola d’arte.

ATTENZIONE: Si consiglia di utilizzare fuganti non addittivati con polimeri. In caso di utilizzo di questa tipologia si prega di pulire immediatamente con un detergente alcalino.

Se queste operazioni non vengono effettuate correttamente il pavimento conserverà un invisibile strato di calcare che col tempo si potrà macchiare o impedire una pulizia profonda.

Fatto questo e avuta la certezza che le piastrelle siano ben pulite, il pavimento non presenterà problemi. Se però la pulizia iniziale non è stata eseguita correttamente ed il pavimento presenta aloni, macchie o piastrelle con superficie opacizzata è possibile rimediare ripartendo dalla prima pulizia, cioè utilizzando un detergente a base acida e risciacquando ripetutamente con acqua pulita, in quanto non esistono detergenti in grado di pulire all’istante e al solo passaggio un pavimento così sporco.

Manutenzione e pulizia ordinaria

Si consiglia l’utilizzo di acqua e aceto una volta al mese per asportare il calcare che inevitabilmente si deposita sul pavimento durante le normali operazioni di pulizia.

Per la pulizia quotidiana è sufficiente utilizzare, con moderazione, un detergente neutro a basso residuo, prodotti acquistabili nei supermercati. È importante sciacquare spesso il panno utilizzato nella pulizia e non eccedere nella quantità di detergente, infatti l’uso di acqua sporca, prodotti auto lucidanti o eccesso di detergenti può formare, col tempo, una patina invisibile causa di aloni e macchie.

Di norma, i produttori consigliano di provare i loro detergenti su una piccola porzione nascosta del pavimento o del rivestimento prima di utilizzarli su tutta la superficie da trattare.

Nel caso di uso accidentale o volontario di prodotti chimici (detergenti, acidi o solventi), seguire attentamente le istruzioni d’uso previste per ogni prodotto, in particolare si suggerisce di effettuare una prova su una piccola porzione nascosta della superfice da trattare e comunque deve sempre seguire un abbondante risciacquo e accurata asciugatura.

ATTENZIONE: di fondamentale importanza è non utilizzare mai smacchiatori tipo antiruggine o di tipo spray perché contengono acido fluoridrico, il danno che provocherà sarà irreversibile ed irreparabile in quanto non esiste pavimento resistente a tale acido.

ADVICE FOR CLEANING AFTER INSTALLATION AND FOR MAINTENANCE

of Dado Ceramica srl **natural** and **lapped** porcelain stoneware floor tiles

For installers: initial cleaning

Careful, scrupulous cleaning of new floors after installation will make them easier to clean for the rest of the time thereafter, so it is extremely important.

After the grout has been applied, all the cement residue left behind at the installation and grouting stage must be removed using buffered acid (such as Keranet or similar).

Leave the acid to work for about 40 minutes, then rinse thoroughly using suitable wet vacuum devices until the water runs clear.

After this, wash using a slightly alkaline degreasing product (such as the type used for kitchen hoods, Chante Clair or similar) and rinse carefully. The flooring is now perfectly ready for use.

N.B.: We recommend using grout without polymer additives. If this type of grout is used, cleaning must be carried out immediately using an alkaline detergent.

If these operations are not carried out correctly, the floor will retain an invisible layer of limescale which in time may become soiled or prevent proper cleaning.

Once this has been done and you are sure the tiles have been properly cleaned, there will be no problems with the floor. If, however, this initial cleaning has not been carried out properly and there are shades or stains on the floor, or tiles with a dull surface, the problem can be solved by starting out from the initial cleaning process, i.e. using an acid-based detergent and rinsing repeatedly with clean water, because no detergent is able to clean such a dirty floor in just one go.

Ordinary cleaning and maintenance

Water and vinegar should be used once a month to remove the limescale that inevitably settles on the floor during normal cleaning operations.

For everyday cleaning, it is sufficient to use a moderate amount of neutral, low-residue detergent, which can be purchased in supermarkets.

It is important to rinse the cloth used for cleaning frequently, and not to use too much detergent; in time, dirty water, self-polishing products or too much detergent can leave an invisible patina to form that causes shades and stains. Manufacturers generally recommend testing their detergents on a small section of floor or wall hidden from view before using it on the whole surface to be treated. If chemicals (detergents, acids or solvents) are used either accidentally or voluntarily, carefully follow the instructions provided for the product in question.

We suggest trying products out on a small section hidden from view of the surface to be treated, and in all cases the surface must be thoroughly rinsed and dried.

N.B.: spray stain removers or rust removers must never be used, because they contain hydrofluoric acid, which causes irreversible, irreparable damage to all kinds of flooring.

CONSIGLI DI POSA, PULIZIA E MANUTENZIONE • ADVICE FOR INSTALLATION AND CLEANING
CONSEILS DE POSE, DE NETTOYAGE ET D’ENTRETIEN • RATSCHLÄGE FÜR DIE VERLEGUNG, REINIGUNG UND WARTUNG

CONSEILS DE NETTOYAGE APRÈS LA POSE ET D’ENTRETIEN

des revêtements de sol en grès cérame **naturels** et **polis** Dado Ceramica srl

À l’attention de la personne en charge de la pose: premier nettoyage

Le soin apporté au nettoyage une fois la pose achevée a une incidence sur la nettooyabilité du revêtement de sol pendant toute sa durée d’utilisation. Il est fondamental de procéder à un nettoyage correct du nouveau revêtement de sol une fois la pose achevée. Après le remplissage des joints, éliminer tous les résidus de ciment laissés lors de la pose et du remplissage des joints par les personnes en charge de la pose en utilisant de l’acide tamponné (type Keranet ou produit similaire). Laisser agir pendant environ 40 minutes puis rincer avec soin à l’aide d’outils adaptés d’aspiration de liquide, jusqu’à ce que l’eau utilisée soit limpide. Procéder ensuite à un nettoyage avec un produit dégraissant légèrement alcalin (comme un dégraissant pour hottes de cuisine ou un produit de type Chante Clair) et rincer convenablement. Une fois ces opérations réalisées, la mise en service du revêtement de sol est considérée comme achevée dans les règles de l’art.

ATTENTION: il est recommandé d’utiliser des produits de jointoiment sans additifs polymères. En cas d’utilisation de ce type de produits, nettoyer immédiatement avec un produit de nettoyage alcalin.

Si ces opérations ne sont pas réalisées correctement, une couche de calcaire invisible demeurera sur le revêtement de sol qui, avec le temps, pourrait se tacher ou empêcher un nettoyage en profondeur. Une fois ces opérations réalisées et lorsque l’on a la certitude que les carreaux sont bien propres, le revêtement de sol ne présente plus aucun problème. Cependant, si le nettoyage initial n’a pas été réalisé correctement et si le revêtement de sol présente des auréoles, des taches ou des carreaux dont la surface est opaque, il est possible d’y remédier en recommençant un nettoyage initial. Utiliser alors un produit de nettoyage à base acide puis rincer de manière répétée à l’eau propre, dans la mesure où il n’existe pas de produits capables de nettoyer instantanément et en un seul passage un revêtement de sol présentant un tel degré de saleté.

Entretien et nettoyage ordinaire

Il est conseillé d’utiliser de l’eau et du vinaigre une fois par mois pour éliminer le calcaire qui se dépose inévitablement sur le revêtement de sol lors des opérations de nettoyage normales. Pour le nettoyage quotidien, il suffit d’utiliser, avec modération, un produit de nettoyage neutre à faible résidu, vendu couramment dans le commerce. Il est important de rincer régulièrement le linge utilisé pour le nettoyage et de ne pas utiliser une quantité excessive de produit de nettoyage. L’utilisation d’eau sale, de produits autolustrants ou d’une quantité excessive de produit nettoyant peut avec le temps entraîner la formation d’une patine invisible et l’apparition d’auréoles et de taches.

Généralement, les fabricants recommandent d’essayer leurs produits de nettoyage sur une petite portion cachée du revêtement avant de les utiliser sur l’ensemble de la surface à nettoyer. En cas d’utilisation accidentelle ou volontaire de produits chimiques (produits de nettoyage, acides ou solvants), suivre attentivement les instructions d’utilisation de chaque produit, en particulier s’il est recommandé d’effectuer un essai sur une petite portion cachée de la surface à traiter, et toujours procéder à un rinçage abondant et à un séchage méticuleux.

ATTENTION: il est fondamental de ne jamais utiliser de détachants antirouille ou en spray, qui contiennent de l’acide fluorhydrique. Les dégâts causés seraient irréversibles et irréparables dans la mesure où il n’existe aucun revêtement de sol résistant à cet acide.

RATSCHLÄGE FÜR DIE REINIGUNG NACH DEM VERLEGEN UND DIE WARTUNG von **naturbelassenen** und **geläpten** Feinsteinzeugböden von Dado Ceramica srl

Für den Verleger: erste Reinigung

Die Sorgfalt, mit der man die Reinigung nach dem Verlegen durchführt, wird die Reinigungsfähigkeit des Fußbodens während seiner gesamten Lebensdauer beeinflussen. Es ist sehr wichtig, den neuen Bodenbelag nach der Verlegung gut zu reinigen. So ist es notwendig, nach dem Auftragen der Fugenmasse alle beim Verlegen und Verfugen hinterlassenen Zementrückstände mit einer gepufferten Säure [der Art Keranet oder ähnlichem) zu entfernen.

Ungefähr 40 Minuten lang einwirken lassen und dann gut mit geeigneter Ausrüstung zur Ansaugung von Flüssigkeiten spülen, bis das verwendete Wasser klar bleibt. Danach eine Reinigung mit einem leicht alkalischen Entfetter (der Art der Entfetter für Abzughauben oder z.B. Chante Clair) ausführen und gut spülen.

Nach diesen Vorgängen ist der Fußboden nach allen Regeln der Kunst für eine Inbetriebnahme bereit.

ACHTUNG: Es wird empfohlen, Fugenmittel ohne Polymerzusätze zu verwenden. Bei Verwendung dieser Typologie wird empfohlen, sofort mit einem alkalischen Reinigungsmittel nachzureinigen.

Falls diese Vorgänge nicht korrekt durchgeführt werden, wird eine unsichtbare Kalkschicht auf dem Fußboden verbleiben, die mit der Zeit Flecken erzeugen oder eine tiefgehende Reinigung verhindern könnte. Nach diesen Maßnahmen und nachdem man sich vergewissert hat, dass die Fliesen gut gereinigt sind, wird der Fußboden keine Probleme aufweisen. Falls die Erstreinigung dagegen nicht korrekt ausgeführt wird und der Fußboden Schlieren, Flecken und Fliesen mit matter Oberfläche aufweist, kann man Abhilfe schaffen, indem man die Erstreinigung unter Verwendung eines Reinigungsmittels auf Säurebasis wiederholt und mehrmals mit sauberem Wasser nachspült, da es keine Reiniger mit sofortiger Wirkung gibt, die einen auf diese Weise verunreinigten Fußboden in einem Durchgang reinigen.

Normale Wartung und Reinigungs

Es wird empfohlen, einmal im Monat Wasser mit Essig zu verwenden, um den Kalk zu entfernen, der sich unvermeidlich bei der normalen Reinigung auf dem Fußboden abgelagert. Für die tägliche Reinigung ist es ausreichend, mit Maßen einen in Supermärkten erhältlichen Neutralreiniger mit geringem Rückstand zu verwenden. Es ist wichtig, das bei der Reinigung verwendete Tuch häufig auszuspülen und nicht mit der Reinigermenge zu übertreiben, da die Verwendung von schmutzigem Wasser, Reinigern mit Selbstglanzeffekt oder zu viel Reinigungsmittel mit der Zeit eine unsichtbare Patina bilden kann, die Schlieren und Flecken erzeugt. Normalerweise empfehlen die Hersteller, die Reiniger auf einer kleinen, verborgenen Stelle des Fußbodens oder der Verkleidung zu testen, bevor man sie auf der gesamten zu behandelnden Fläche einsetzt. Im Fall einer unabsichtlichen oder gewollten Verwendung von chemischen Produkten (Reiniger, Säuren oder Lösungsmittel), die Gebrauchsanweisungen für das jeweilige Produkt aufmerksam befolgen, insbesondere wird empfohlen, einen Test auf einer kleinen verborgenen Stelle der zu behandelnden Fläche auszuführen und in jedem Fall reichlich abzuspülen und sorgfältig zu trocknen.

ACHTUNG: Es ist von grundlegender Bedeutung, niemals Fleckenentferner der Art Rostschutzmittel oder Sprays zu verwenden, da sie Fluorwasserstoffsäure enthalten, die irreversible Schäden verursachen, da es keinen Fußboden gibt, der dieser Säure widersteht.



La Soluzione per una Posa Perfetta

Gentile cliente/posatore, le aziende ceramiche hanno immesso sul mercato pavimenti e rivestimenti di grandi formati rettificati che necessitano di una posa più specifica e accurata.


Il **distanziatore livellante S.A.P.** è nato per migliorare la messa in opera delle piastrelle e semplificare il lavoro del posatore ottenendo così un prodotto finito esteticamente perfetto.

Per questo motivo, **DADO CERAMICA** consiglia di posare con il **distanziatore livellante S.A.P.** per prevenire gli inconvenienti che possono presentarsi durante la posa.


In particolare, il **distanziatore livellante S.A.P.:**

- Allinea piastrelle di diverso spessore
- Elimina il dislivello tra le piastrelle
- Assicura una fuga minima di 1 mm
- Non necessita di alcuno strumento aggiuntivo
- Diminuisce le contestazioni
- Risultati professionali

Per maggiori informazioni, visita il sito www.andalsystem.it oppure contatta i nostri tecnici **0962 431436 - info@andalsystem.it**




1
Posizionare due o più tiranti al di sotto della piastrella a circa 10 cm dagli angoli. Posizionare la piastrella successiva.



2
Far scivolare il cono all'interno del tirante, spingendo con forza fino all'allineamento delle piastrelle.



3
Una volta indurito il collante sarà sufficiente un calcio in linea di fuga sul tirante per eliminarlo.



FOR THE ATTENTION OF THE INSTALLER

S.A.P. LEVELING SPACERS: THE BEST SOLUTION FOR A PERFECT TILE INSTALLATION

Dear customer/installer, large-format rectified porcelain produced by ceramic factories needs a more precise and accurate tile installation.

The **SAP leveling spacer** is designed to improve tile installation and oversimplify the work of the installer and achieve an excellent result. For all these reasons, **DADO CERAMICA** recommends to install tiles with the **SAP leveling spacer** in order to prevent inconveniences which may occur during tile installation.

In particular, the **SAP leveling spacer:**

- Aligns tiles of different thicknesses,
- Virtually eliminates lippage,
- Allows a minimum joint of 1 mm
- No special tools are required
- Decreases call-backs due to poor installation
- Professional results

For further information, please visit our website www.andalsystem.it or contact our specialists **0039 (0)962 431436 - info@andalsystem.it**

FÜR FLIESENLEGER

SYSTEM S.A.P. ZUM NIVELLIEREN VON FLIESEN BEI DER VERLEGUNG

DADO CERAMICA empfiehlt Andalsystem:

Mit diesem **SAP System** ist es möglich Fliesen absolut Plan zu verlegen. Überzähne werden zuverlässig vermieden. Die Anwendung ist einfach und schnell. Man spart Zeit und erhält einen perfekt verlegten Boden, bei geringem Kostenaufwand.

Besonders vorteilhaft erweist sich bei großformatigen und kalibrierten Fliesen. Die Zuglaschen (Weiß) werden bei der Verlegung in die Fugen (1 mm) eingesetzt.

Nach Einlegen der benachbarten Fliese drückt man den Keil (Gelb) mit der Spezialzange durch die Lasche, bis die Oberfläche beider Fliesen auf gleicher Ebene ist. Nach dem Erhärten des Klebers wird die Lasche an der Sollbruchstelle einfach abgebrochen. Der Keile kann wiederverwendet werden. Das System ist nach dem Ausfügen nicht mehr erkennbar.

Info unten www.andalsystem.it oder **0049 (0) 151 11 15 77 57 - info@andalsystem.it**

A LA ATENCIÓN DEL ALICATADOR

SEPARADORES DE NIVELACIÓN S.A.P. : LA MEJOR SOLUCIÓN PARA UNA PERFECTA COLOCACIÓN

Estimado cliente/alicatador, las empresas de cerámicos han introducido en el mercado pavimentos y revestimientos de gran formato rectificado que necesitan una colocación más precisa.

El **separador de nivelación S.A.P.** es un producto diseñado para mejorar la colocación de las baldosas y simplificar el trabajo del alicatador, así que logre un resultado excelente. Por este motivo, **DADO CERAMICA** recomienda colocar con el **separador de nivelación S.A.P.** para prevenir los inconvenientes que pueden verificarse durante la colocación.

En particular, el **separador de nivelación S.A.P.:**

- Nivelado baldosas de diferente espesor;
- Elimina el desnivel entre las baldosas;
- Permite una junta mínima de 1 mm;
- No necesita alguna herramienta adicional;
- Disminuye las contestaciones debidas a una incorrecta colocación;
- Resultados profesionales.

Para mayor informaciones, por favor visite nuestro sitio web www.andalsystem.it o contacte nuestros especialistas al número **0039 (0)962 431436 - info@andalsystem.it**

À L'ATTENTION DE L'INSTALLATEUR

CROISILLONS AUTONIVELANTS S.A.P. : LA MEILLEURE SOLUTION POUR POSER VOTRE CARRELAGE

Cher client/installateur, Les sociétés de carreaux ont réalisé carreaux de grand format rectifié que exigent de une pose plus précise.

Le **croisillon autonivelant S.A.P.** est développé pour améliorer la pose des carreaux et simplifier le travail de l'installateur, obtenant un résultat excellent.

Pour toutes ces raisons, **DADO CERAMICA** préconise le **croisillon autonivelant S.A.P.** afin de prévenir problèmes que peuvent se produire pendant la pose des carreaux.

En particulier, le **croisillon autonivelant S.A.P.:**

- Est idéal pour une utilisation avec des carreaux de différentes épaisseurs;
- Permet d'éliminer tout décalage de niveau entre les carreaux;
- Permet un largeur minimale du joint de 1 mm entre les carreaux;
- Ne nécessite aucun outil particulier;
- Diminue rappels dus à une mauvaise installation;
- Résultats professionnels.

Pour obtenir d'autres renseignements, veuillez consulter notre site web à l'adresse www.andalsystem.it ou prendre contact avec nos collaborateurs au **0039 (0)962 431436 - info@andalsystem.it**



ITA

OGGETTO DELLA FORNITURA - La fornitura comprende esclusivamente quanto indicato nella conferma d'ordine. Eventuali caratteristiche e dati risultanti da cataloghi o illustrazioni sono sempre approssimativi ed è quindi facoltà della Venditrice apportare quelle variazioni che si ritenessero opportune senza obbligo di preavviso.

ORDINI - Sono sempre impegnativi per il Compratore: la Venditrice sarà vincolata solo dopo la conferma scritta. S'intende comunque che ogni ordine viene fatto con la completa accettazione da parte del Compratore di tutte le condizioni generali stabilite dalla Venditrice. Nell'ordinazione dovranno essere contemplati soltanto articoli di produzione corrente: non saranno comunque oggetto di conferma quei materiali per i quali la Venditrice in dipendenza di esigenze interne o di mercato, ha ritenuto opportuno sospendere la produzione. Ogni ordine deve essere inoltrato per iscritto, anche se, per ragioni di urgenza dovesse essere preceduto da comunicazione telefonica.

TRATTATIVE - Quanto contemplato nella conferma della Venditrice annulla eventuali accordi o trattative che non siano riportati nella conferma stessa.

TERMINE DI CONSEGNA - Decorre dalla data della conferma d'ordine e deve intendersi come approssimativo: esso non costituisce comunque condizione essenziale e può essere prorogato del diritto dalla Venditrice per cause indipendenti dalla propria volontà.

SPEDIZIONE - La spedizione si intende effettuata al momento in cui la fornitura viene messa a disposizione dell'acquirente o all'atto della consegna al vettore. Sono ammesse spedizioni anche parziali senza che ciò debba costituire per il Cliente causa di ritardo.

TRASPORTO - La merce, salvo specifico patto contrario scritto, è sempre venduta franco Stabilimento **Dado Ceramica S.r.l.** e viaggia a rischio e pericolo del Compratore anche se la Venditrice si fosse assunta l'onere della consegna a domicilio. Il Compratore è tenuto a precisare al momento dell'ordine dettagliate modalità di trasporto: la Venditrice spedisce la merce col mezzo ritenuto più opportuno qualora mancassero preventive indicazioni al riguardo, senza che ciò costituisca per il Compratore motivo di reclamo.

ASSICURAZIONE - Se richiesta è sempre a carico dell'acquirente. **IMBALLO** - Salvo accordi diversi, preventivamente accettati dalla Venditrice, l'imballo sarà sempre in cartoni: avvenuta la consegna all'acquirente o al vettore senza reclami o riserve, cessa ogni responsabilità della venditrice.

Gli europallet saranno addebitati al costo di Euro 9,00/pz. Ci riserviamo la possibilità di variare l'importo in caso di significative variazioni del costo delle materie prime.

RECLAMI - I reclami relativi ad eventuali ammanchi o rotture dovranno essere fatti esclusivamente al vettore: qualunque altro reclamo relativo alla natura e caratteristiche del materiale dovrà essere tempestivamente inoltrato alla Venditrice a mezzo lettera raccomandata, non oltre in ogni caso 10 gg. dal ricevimento della merce. TRASCORSO TALE TERMINE SI INTENDE CHE LA MERCE È STATA VISTA ED ACCETTATA nello stato in cui si trova.

CARATTERISTICHE MATERIALI - Le tonalità dei colori campionati hanno carattere puramente indicativo, così come la possibilità di ripetere tonalità precedentemente fornite, non rappresenta impegno per la fornitrice e motivo di reclamo per l'acquirente.

GARANZIA - La Venditrice garantisce la qualità di quanto fornito conformemente alla scelte richieste dal Compratore: si impegna a sostituire in pari quantità quei materiali che, a suo insindacabile giudizio, dovessero presentare difetti tali da non essere considerati conformi all'ordine, senza peraltro essere tenuta a risarcimento di danni diretti o indiretti di qualsiasi ragione. La garanzia non è trasferibile ed è valida soltanto nei confronti dell'acquirente cui è intestata la fattura di vendita.

CONTESTAZIONI - Nel modo più assoluto non saranno presi in esame i reclami riferentisi a materiali già in opera. In ogni caso, anche qualora il Compratore ritenesse di poter vantare reclami o diritti, non sono ammissibili ritardi o sospensioni di pagamento in corso.

INADEMPIENZE E INSOLVENZE - In caso di mancato o ritardato pagamento totale o parziale, sarà facoltà della Venditrice risolvere in tutto o in parte qualsiasi contratto in atto, facendo valere ogni suo diritto.

PREZZI - Si intendono sempre riferiti al listino in vigore al momento della conferma della Venditrice. Sono sempre relativi a merce franco stabilimento e non comprendono quindi altri oneri come I.V.A. bolli o tasse di qualsiasi natura, che saranno sempre a carico del Compratore.

PAGAMENTI - I pagamenti dovranno essere effettuati come indicati nella conferma d'ordine: a tutti gli effetti il luogo del pagamento resta fissato nella sede della **Dado Ceramica S.r.l.** anche se effettuati a mezzo di personale autorizzato, rimessa diretta, tratte autorizzate o effetti. La Venditrice ha facoltà di porre in circolazione i titoli ricevuti in pagamento, i quali si intendono sempre accettati prosolvendo e salvo buon fine.

L'inosservanza dei termini di pagamento dà diritto alla Venditrice:

- di esigere gli interessi di mora al tasso commerciale corrente più le spese;
- di emettere tratte ritenendole autorizzate in luogo dei pagamenti pattuiti per rimessa diretta;
- di sospendere ogni evasione di ordini in corso;
- in caso di protesti di esigere a vista l'importo totale dovutole.

SPESE TRATTE - Gli oneri relativi al bollo delle tratte emesse dalla Venditrice sono a carico dell'acquirente e saranno conteggiate in fattura e comprese nella tratta stessa.

FORO - Qualsiasi controversia dipendente o conseguente da contratti con **Dado Ceramica S.r.l.**, anche se riferibili ad affari trattati da propri dipendenti o incaricati fuori dalla propria Sede, unico Foro competente è quello di Reggio Emilia.

RISERVA DI PROPRIETÀ - La merce resta di proprietà della **Dado Ceramica S.r.l.** fino a suo completo pagamento.

ENG

SUBJECT OF THE SUPPLY - The supply only includes that indicated in the order confirmation. Features and information given in catalogues or illustrations are always approximate and it is therefore the seller's right to make any variations considered necessary without advance warning.

ORDERS - These are always binding for the purchaser: the seller shall only be committed after written confirmation. It is, however, understood that each order is placed with the purchaser's full acceptance of all general conditions established by the seller.

Only articles of current production shall be contemplated in the order: those materials the production of which the seller has considered it advisable to suspend owing to internal or market requirements shall not therefore be subject to confirmation. Every order shall be made in writing although this can be preceded by a telephone call in the event of urgent need.

NEGOTIATIONS - Everything indicated in the seller's confirmation voids an agreement or negotiation which may not be included in the confirmation itself.

DELIVERY TERM - This runs from the date of the order confirmation and shall be considered as approximate; it shall not, in any case, be considered an essential condition and may be extended by the seller in the event of unforeseen circumstances.

DISPATCH - Dispatch is understood to have been made the moment in which the goods are placed at the purchaser's disposal on deliver to the carrier. Partial dispatches are also permitted without this being considered by the customer as cause of delay.

TRANSPORT - Excepting specific agreement in writing to the contrary, the goods are always understood as having been sold ex works **Dado Ceramica S.r.l.** and travel at the purchaser's risk even when the seller has assumed the charge of delivery at the purchaser's. The purchaser undertakes to live details about the means of transport when placing the order: failing this, the seller shall dispatch the goods via the means considered most opportune without this entitling the purchaser to make claims.

INSURANCE - If requested and always at the purchaser's charge.

PACKING - Excepting different agreements accepted by the seller packing shall always be in cartons: all responsibilities of the seller shall cease once delivery has been made to the purchaser or carrier without claims or reserves. **Europallets will be charged Euro 9,00/each. We reserve the possibility to change this amount in case of significant increases in the cost of raw material.**

CLAIMS - Claims pertaining to missing goods or breakages shall only be made to the carrier. Any other claim concerning the nature or features of the material shall be immediately forwarders to the seller by means of registered letter no later than 10 days following receipt of the goods themselves. Once this terms has elapsed the goods shall be understood to have been examined and accepted as they are.

FEATURES OF THE MATERIALS - The shades of the sample colours are purely indicative while the possibility of repeating previously supplied colour tones shall not be binding for the seller and shall not entitle the purchaser to make claims.

GUARANTEE - The seller guarantees the quality of the supplied materials according to the grades requested by the purchaser: the seller undertakes to replace in equal quantities those materials which, according to his final judgement, present defects as

to be considered not in compliance with the order, without, moreover, being obliged to reimbursement of direct or indirect damages for any reason whatsoever. The guarantee cannot be transferred and shall only be valid for the purchaser to whom the sales invoice is made out.

DISPUTES - In no case shall claims pertaining to already laid materials be considered. Moreover, in no case shall delays or suspensions of payments in progress be permitted even if the purchaser considers himself entitled to make claims.

UNFULFILLMENTS AND INSOLVENCIES - In the case of total or partial unfulfilled or delayed payment the seller shall have the right to completely or partly withdraw from a contract in progress and to demand all his rights.

PRICES - These are always understood to refer to the price list in force at the moment of the seller's confirmation. They always pertain to goods delivered ex works and do not, therefore, include other charges such as VAT, stamps or taxes of any nature which

shall be at the purchaser's charge.

PAYMENTS - Payments shall always be fulfilled as indicated on the order confirmation: in any case, the place of payment shall always be the registered offices of **Dado Ceramica S.r.l.** even if made through authorized personnel direct remittance, authorized drafts or bills. The seller has the rights to circulate the instruments received in payment which shall always be understood to have been accepted pro solvendo and subject to collection.

Failure to comply with the terms of payment entitles the seller to:

- exact the arrears interests at the current commercial rate, plus expenses;
- issue drafts, considering them authorized in place of the agreed payments by direct remittance;
- suspend fulfilment of orders in progress;
- in the event of protests, to exact the total due sum on sight.

DRAFT EXPENSES - Charges pertaining to the stamps on the drafts issued by the seller shall be at the Purchaser's charge, shall be calculated in future and included in the draft itself.

COMPETENT COURT - The only competent court shall be that of Reggio Emilia for all disputes resulting from or following contracts with **Dado Ceramica S.r.l.** even when they concern business negotiated by employees of the company or authorized persons outside the registered offices.

RESERVE OF PROPERTY - All goods shall remain the property of **Dado Ceramica S.r.l.** until payment is made in full.

CONDITIONS GÉNÉRALES DE VENTE • VERKAUFSBEDINGUNGEN

FRA

OBJET DE LA FORNITURE - La fourniture comprend exclusivement ce qui est indiqué dans la confirmation de commande. Les caractéristiques et données indiquées sur les catalogues ou les illustrations sont toujours indicatives; le vendeur a donc la faculté d'apporter les variations qu'il retiendrait opportunes sans obligation de préavis.

COMMANDES - Elles engagent toujours l'acheteur; le vendeur sera retenu engagé uniquement après la confirmation écrite. Il est entendu dans tous les cas que chaque commande est faite sous acceptation totale et entière de l'acheteur des conditions générales fixées par le vendeur. La commande devra reporter uniquement les articles de production courante; en aucun cas les matériaux pour lesquels le vendeur, dépendamment des exigences internes ou de marché a retenu opportun d'arrêter la production, ne feront pas l'objet d'une confirmation. Toute commande doit être adressée par écrit, même si pour des raisons d'urgence elle devait être précédée d'une communication téléphonique.

NEGOCIATIONS - Ce qui est prévu dans la confirmation du vendeur invalide tous accords éventuels ou négociations qui n'auraient pas été reportées dans la dite confirmation.

DELAIS DE LIVRAISON - Les délais courent à compter de la date de la confirmation de commande et son donnés à titre indicatif; ils ne constituent en aucun cas une condition essentielle et peuvent être prorogés de droit par le vendeur pour des causes indépendantes de sa volonté.

EXPÉDITION - L'expédition s'entend effectuée au moment où la fourniture est mise à disposition de l'acheteur lors de livraison au transporteur les envois, même partiels sont admis sans que cela constitue une cause de retard pour le client.

TRANSPORT - La marchandise, sauf accord écrit contraire, est toujours vendue franco établissement **Dado Ceramica S.r.l.** et voyage aux risques et périls de l'acheteur même si le vendeur aurait pris à sa charge la livraison à domicile. L'acheteur est tenu de préciser, lors de la commande, les modalités détaillées de transport; le vendeur expédiera la marchandise avec le moyen qu'il retiendra plus opportun dans le cas où des indications précises ne lui seraient pas fournies à ce sujet, sans que cela constitue un motif de réclamation de la part de l'acheteur.

ASSURANCE - Quand elle est requise, elle est toujours à la charge de l'acheteur. **EMBALLAGE** - Sauf accords contraires, acceptés préalablement par le vendeur, l'emballage sera toujours en cartons: une fois que la livraison a été effectuée à l'acheteur ou au transporteur sans réclamations ou réserves, toute responsabilité du vendeur cesse. **Les europalletes seront débitées Euro 9,00/pièce. Nous nous réservons la possibilité de changer le montant au cas d'importantes variations du cout des matières premières.**

RECLAMATIONS - Les réclamations relatives à d'éventuels manques ou cassures devront être présentées exclusivement au transporteur; toute autre réclamation concernant la nature et les caractéristiques du matériel devra être adressée immédiatement au vendeur par lettre recommandée dans les dix jours qui suivent la réception de la marchandise. Passé de cela, la marchandise sera considérée comme acceptée dans l'état dans lequel elle se trouve.

CARACTÉRISTIQUES DES MATERIAUX - Les tonalités des couleurs échantillonnées ont un caractère purement indicatif, ainsi que la possibilité de repérer des tonalités fournies précédemment, ne représente pas un engagement pour le fournisseur ou un motif de réclamation pour l'acheteur.

GARANTIE - Le vendeur garantit la qualité du produit fourni conformément aux choix requis par l'acheteur; il s'engage à remplacer dans les mêmes quantités les matériaux qui, d'après son jugement sans appel, présenteraient des défauts tels à ne pas être considérés conformes à la commande, sans pour cela être tenue au remboursement de dégâts directs ou indirects de quelconque nature. La garantie n'est pas aliénable et elle est valable uniquement à l'égard de l'acheteur auquel est instituée la facture de vente.

CONTESTATIONS - Les réclamations concernant des matériaux déjà en oeuvre ne seront absolument pas prises en compte. Dans tous les cas, même si l'acheteur estimerait pouvoir avancer des réclamations ou prétendre des droits, aucun retard ou cessation des paiements en cours ne sera admissible.

INEXECUTION ET INSOLVIBILITE - Dans le cas de non paiement ou paiement retardé total ou partiel, le vendeur aura faculté de résilier tout ou partie du contrat en cours, en faisant valoir tous ses droits.

PRIX - Les prix se réfèrent toujours au tarif en vigueur au moment de la confirmation du vendeur pour la marchandise franco établissement et ne comprennent donc pas tout autre frais tels que TVA, timbres fiscaux ou taxes de quelconque nature, qui seront toujours à la charge de l'acheteur.

PAIEMENTS - Les paiements doivent être effectués comme indiqué dans la confirmation de commande; à tous les effets le lieu de paiement est fixé auprès du siège de **Dado Ceramica S.r.l.** même s'ils sont effectués par l'intermédiaire de personnel autorisé, par paiement direct, traites acceptés ou effets bancaires. Le vendeur a la faculté de mettre en circulation les effets reçus pour paiement, que s'entendent toujours acceptés par cession en vue de paiement et sauf bonne fin. La non observation des délais de paiement donnera droit au vendeur:

- d'exiger les intérêts de retard au taux commercial courant en plus des frais;
- d'émettre des traites en les considérant autorisées à la place des paiements convenus comme paiement direct;
- de suspendre toute exécution de commande en cours;
- d'exiger le paiement à vue, en cas de protêts, du montant total qui lui est du.

FRAIS D'EMISSION DE TRAITES - Les frais relatifs au timbre fiscal des traites émises par le vendeur sont à la charge de l'acheteur et seront reportés sur facture et comprises dans la traite.

TRIBUNAL - Seul le tribunal de grande instance de Reggio Emilia sera compétent pour tout différent dépendant ou conséquent de contrats avec **Dado Ceramica S.r.l.** même si pouvant se référer à des affaires négociées par ses propres employés ou mandatés hors de son Siège.

RISERVE DE PROPRIÉTÉ - La marchandise reste de notre propriété jusqu'au payement total.

DE

VERKAUFSGEGENSTAND - Die Lieferung wird ausschließlich entsprechend der Auftragsbestaetigung aussgefuehrt. Alle Angaben und Daten aus Katalogen und Abbildungen sind als richtungsweisend anzusehen, und daher ist der Verkaeufer befugt, erforderliche Aباenderungen ohne vorherige Benachrichtigung durchzufuehren.

AUFTRAEGE - Diese sind fuer den Kaeufer immer verbindlich. Der Verkaeufer ist erst nach einer schriftlichen Bestaetigung daran gebunden. Bei jedem Auftrag muß der Kaeufer den allgemeinen Verkaufsbedingungen zustimmen, die vom Verkaeufer festgelegt wurden. Am Auftrag duerfen nur Artikel der laufenden Produktion angefertur werden. Jede Waren, die der Verkaeufer aus innenbetrieblichen oder marktbedingten Gruenden aus der Produktion genommen hat, werden nicht bestaetigt. Jeder Auftrag muß per Einschreiben uebermittelt werden, auch wenn aufgrund von Dringlichkeit eine vorherige telefonische Mitteilung erfolgt ist.

VERHANDLUNGEN - Alle Vereinbarungen oder Verhandlungen, die nicht auf der Auftragsbestaetigung aufscheinen, sind ungueltig.

LIEFERFRIST - Sie beginnt ab dem Datum der Auftragsbestaetigung und ist als annaehernđ anzusehen. Diese ist nicht als Grundbedingung anzusehen und kann seitens des Verkaeufers verlaengert wird, wenn hoehere Gewalt vorliegt.

AUSLIEFERUNG - Als Auslieferung ist der Zeitpunkt anzusehen, an dem die Ware dem Kaeufer durch Uebergabe an den Transportunternehmer zur Verfuegung steht. Es sind auch Teillieferungen erlaubt, ohne daß dies fuer den Kunden als Verzoegerung gilt.

TRANSPORT - Die Ware wird, sofern nicht ausdruecklich schriftlich etwas Anderslautendes festgelegt wird, immer ab Werk **Dado Ceramica S.r.l.** oder ab Dado Lager bei Frascari Adriano, Via Radici in Piano, 116, Castellarano (RE) - Tel. 0536-824747 - Fax. 0536-823535, geliefert, und der Kaeufer traegt die Verantwortung fuer den Transport, auch wenn der Verkaeufer sich fuer eine Lieferung frei Haus verpflichtet hat. Der Kaeufer muß bei Auftragserteilung die genauen Transportmodalitaeten angeben. Wenn diese nicht genau angefuehrt sind, kann der Verkaeufer ueber die Transportart entscheiden, ohne daß der Kaeufer nachtraeglich Beschwerde einlegen kann.

VERSICHERUNG - Auf Wunsch und immer zu Lasten des Kaeufers.

VERPACKUNG - Wenn nicht anders vereinbart und vom Verkaeufer im voraus genehmigt wurde, erfolgt die Verpackung in Kartons. Nach Uebergabe der Ware an den Kaeufer oder den Transportunternehmer, ohne daß Reklamationen oder Vorbehalte erhoben wurden, erlischt die Verantwortung des Verkaeufers. Europal. werden Euro 9,00 / Stück berechnet. Wir behalten uns vor, den Betrag bei signifikanten Veränderungen der Rohstoffkosten zu ändern.

REKLAMATIONEN - Reklamationen ueber Fehlbestand oder Bruch muessen ausschließlich an den Transportunternehmer, gestellt werden. Alle uebrigen Reklamationen betreffend Material muessen fristgemaefi per Einschreiben innerhalb 10 Tage nach Erhalt der Ware an den Verkaeufer gerichtet werden. Nach Ablauf dieser Frist wird die Ware als besichtigt und angenommen betrachtet, so wie sie ist.

MATERIALIEN - Die Farbtoenungen der Muster sind nur richtungsweisend. Ebenso ist der Verkaeufer nicht verpflichtet, die Farbtoenuung vorangegangener Lieferungen zu wiederholen, und der Kaeufer kann deswegen nicht reklamieren.

GARANTIE - Der Verkaeufer garantiert da die Qualitaet der gelieferten Waren der gewuenschten Auswahl des Kaeufers entspricht. Weiters verpflichtet sich der Verkaeufer jene die Defekte aufweisen und daher nicht dem Auftrag entsprechen, nach eigenem unanfechtbarem Urteil durch qualitaetsmaeßig gleichwertige Materialien zu ersetzen, ohne jedoch fuer direkte oder inderekte Schaeden jeglicher Art zu haften. Die Garantie ist nicht uebertragbar und nur dem Kaeufer gegennueber gueltig, auf dessen Name die Rechnung ausgestellt wurde.

BEANSTANDUNGEN - Auf keinem Fall koennen bereits verarbeite Waren reklamiert werden. Sollten jedoch seitens des Kaeufers Reklamationen oder Rechte beansprucht werden, so duerfen faellige Zahlungen weder verzoegert noch eingestellt werden.

NICHTEINHALTUNG UND ZAHLUNGSUNFAEHIGKEIT - Bei Nichtbezahlung oder teilweisem oder totem Zahlungsrueckstand behalt sich der Verkaeufer das Recht vor, alle laufenden Vertraege teilweise oder im ganzen aufzuloesen und alle seine Rechte geltend zu machen.

PREISE - Es gilt die bei Auftragsertilung gueltige Preisliste. Die Preise sind ab Werk und enthalten weder die mehrwertsteuer, Stempelmarkengebuehren oder Steuern jedlicher Art, die immer zu Lasten des Kaeufer gehen.

ZAHLUNG - Die Zahlung erfolgt entsprechend den Anfuehrungen auf der Auftragsbestaetigung. Der Zahlungsort bleibt in jeder Hinsicht der Firmensitz der **Dado Ceramica S.r.l.** auch wenn die Zahlung durch Bevollmaechtigte, durch Barzahlung, gezogen Wechsel oder Effekten erfolgt. Der Verkaeufer hat das Recht, die erhaltenen Wertpapiere im Umlauf zu setzen, die immer zahlungshalber und unter ueblichem Vorbehalt angenommen werden. Bei Nichteinhaltung der Zahlungsziele der Verkaeufer:

- Verzugszinsen zum ueblichen Zinssatz zuzueglich Spesen verlagen;
- Wechsel ziehen anstelle der vereinbarten Barzahlung;
- alle laufender Auftraege stoppen;
- bei Protesterhebung die Gesamtschuld eintreiben.

WECHSELSPESEN - Alle anfallenden Wechselspesen gehen zu Lasten des Kaeufers. Sie werden auf der Rechnung gesondert angefertur und sind im Wechselbetrag beruecksichtigt.

GERICHTSSTAND - Bologna ist alleiniger Gerichtsstand fuer alle Streitfaelle, die sich aus den Vertragen der **Dado Ceramica S.r.l.** ergeben und damit verbunden sind, sowie aus Geschaeftsverhandlungen seitens Arbeitnehmer oder bevollmaechtigten Personen außerhalb des Werks.

EIGENTUMSVORBEHALT - Die Ware bleibt bis zur vollstaendigen Bezahlung unser Eigentum.

Dado Ceramica Catalogo Generale #38

coordinamento marketing Dado Ceramica

progetto G&CO grafica e colore

stampa Grafiche Pioppi

www.dadoceramica.it

www.dadoceramica.com

Si ringrazia per la concessione delle locations:

Arcom srl • p. 43, 234, 237, 254, 257

Armony spa - gruppo Santarossa • p. 83, 125

Bertani spa • p. 69, 75

BMT srl • p. 253

Disegno Bagno • p. 238, 249

Disegno Ceramica srl • p. 269

GALASSIA spa • p. 132, 266

GB Group srl • p. 31

Gessi spa • p. 143

HIDRA Ceramica srl • p. 81, 105, 137, 262, 270, 273

md house • p. 109, 159

Morassutti Arredamenti - Play srl • p. 51, 150 (basso)

Puntotre Arredobagno • p. 150 (alto)

Q'IN Vetreria Gobbini srl • p. 250

RAB Arredobagno srl • p. 23

Santarossa spa • p. 45, 189

Stefano Cosatto srl • p. 117, 213 (basso)

www.dadoceramica.it

www.dadoceramica.com

www.dadoceramica.com

www.dadoceramica.com

www.dadoceramica.com

www.dadoceramica.com

www.dadoceramica.com

www.dadoceramica.com

www.dadoceramica.com

www.dadoceramica.com

www.dadoceramica.com

www.dadoceramica.com

www.dadoceramica.com

www.dadoceramica.com

www.dadoceramica.com

www.dadoceramica.com

www.dadoceramica.com

www.dadoceramica.com

www.dadoceramica.com

www.dadoceramica.com

www.dadoceramica.com

www.dadoceramica.com

www.dadoceramica.com

www.dadoceramica.com

www.dadoceramica.com

www.dadoceramica.com

www.dadoceramica.com

www.dadoceramica.com

www.dadoceramica.com

www.dadoceramica.com

www.dadoceramica.com

www.dadoceramica.com