

WALL TILES  
GENERAL CATALOGUE

aparici

SINCE 1961

INDEX   ÍNDICE	003
FORMAT INDEX   ÍNDICE DE FORMATOS	006
CONCEPTUAL INDEX   ÍNDICE DE CONCEPTOS	003
PVD COLLECTIONS   COLECCIONES PVD	314
MOSAICS & BATH SET   MOSAICOS Y EQUIPAMIENTO DE BAÑO	319
TECHNICAL INFORMATION   INFORMACIÓN TÉCNICA	326

# INDEX | ÍNDICE

<b>A</b>		<b>E</b>		<b>M</b>			
ABSOLUT	008	ELARA	080	MAGMA	158	SILKEN	243
ACOUSTIC - CERLER	010	ELEGY	084	MARBOX	164	SKYLINE	244
AGED	014	ELIANA	086	MARKHAM	170	SMASH	246
ALHAMBRA	016	ENIGMA	065	METALLIC	176	SOLID	245
ALLEGRO	020			METRO	182	STEEL	250
ANGEL	011	<b>F</b>		MIXING	184	STRIPES	252
APUANE	022	FABRIQUE	088	MONACO	186	STROKE	254
ARCHITRAVE	024	FEMME	090	MONTBLANC	190	STUDIO	258
ARCTIC	026			MOVING	196	SWAN	253
AREA	028	<b>G</b>				SYLAN	262
ART	030	GATSBY	092	<b>N</b>		<b>T</b>	
ASTORIA	032	GLACIAR	104	NEUTRAL	200	TANGO	264
ATTILA	036	GLASS	098	NORDIC	206	TAWRIQ	268
AVENUE	042	GLIMPSE	108	NORWAY	210	TERRE	272
AZUR	043	GRAVITE	112			TEX	276
		GRUNGE	116	<b>O</b>		THOR	280
<b>B</b>				OPAL	212	TOLSTOI	282
BAFFIN	044	<b>H</b>		OUTRE	213	TREND	284
BELOUR	046	HARDEN	122			TRIBAL	288
BEYOND	048			<b>P</b>		<b>U</b>	
BRAVE	052	<b>I</b>		PALAZZO	214	UPTOWN	290
BRICKWORK	054	IDOLE	124	PHUKET	215	URBAN	296
BROOKLYN	058	IMARBLE	126	POLAR	216		
BUILD	062	INDO	130	POP	220	<b>V</b>	
BULDER	064	INSTANT	132	PRESSURE	222	VALMONT	298
		ISEN	134			VANGUARD	300
<b>C</b>		<b>J</b>		<b>Q</b>		VICTORIAN	306
CAMPER	066	JACQUARD	136	QUANTUM	223	VILARO	304
CARPET	068	JOLIET	142			<b>W</b>	
CAYENNE	070	JUNGLE	150	RANGE	224	WHITES	310
CLINKER	072			RECOVER	226	WIND	305
COCONUT	073	<b>K</b>		RONDA	230		
COOL	074	KILIM	151			<b>Z</b>	
CORTEN	073			<b>S</b>		ZENITH	312
CRAYON	076	<b>L</b>		SAHARA	234	ZERO - ACCES	313
<b>D</b>		LEVEL	150	SÃO LUIS	236		
DELICE	078	LUXOR	152	SHAGREEN	240		
DIXON	071			SHINE	242		
DRESS	079						

# CONCEPTUAL INDEX | ÍNDICE DE CONCEPTOS

TEXTILE   TEXTIL		CONCRETE   CEMENTO		STONE   PIEDRA		COLORS   COLORES	
ABSOLUT	008	AGED	014	ATTILA	036	ACOUSTIC - CERLER	010
ASTORIA	032	AVENUE	042	AZUR	043	ALHAMBRA	016
CARPET	068	BAFFIN	044	BRAVE	052	ANGEL	011
DELICE	078	BELOUR	046	BRICKWORK	054	ARCHITRAVE	024
DRESS	079	BROOKLYN	058	CAYENNE	070	ARCTIC	026
ELARA	080	BUILD	062	DIXON	071	AREA	028
ELEGY	084	CLINKER	072	ELIANA	086	ART	030
FEMME	090	HARDEN	122	FABRIQUE	088	COOL	074
KILIM	151	IDOLE	124	GRAVITE	112	CRAYON	076
OUTRE	213	ISEN	134	MIXING	184	GLACIAR	104
SHAGREEN	240	JACQUARD	136	PALAZZO	214	GLASS	098
TEX	276	RECOVER	226	PRESSURE	222	GLIMPSE	108
		SMASH	246	QUANTUM	223	JOLIET	142
		STROKE	254	RANGE	224	LEVEL	150
		STUDIO	258	RONDA	230	MARKHAM	170
		TANGO	264	SAHARA	234	METRO	182
		THOR	280	TERRE	272	MONTBLANC	190
				TRIBAL	288	NEUTRAL	200
				WIND	305	NORDIC	206
				ZENITH	312	OPAL	212
						POLAR	216
						POP	220
						SHINE	242
						SILKEN	243
						SKYLINE	244
						SOLID	245
						STRIPES	252
						SWAN	253
						TREND	284
						UPTOWN	290
						URBAN	296
						ZERO - ACCES	313

MARBLE   MÁRMOL		WOOD   MADERA		METAL	
ALLEGRO	020	CAMPER	066	CORTEN	073
APUANE	022	COCONUT	073	GATSBY	092
BEYOND	048	JUNGLE	150	GRUNGE	116
BULDER	064	NORWAY	210	JOLIET	142
ENIGMA	065	SYLAN	262	METALLIC	176
IMARBLE	126	VALMONT	298	STEEL	250
INDO	130			UPTOWN	290
INSTANT	132			VICTORIAN	306
LUXOR	152				
MAGMA	158				
MARBOX	164				
MONACO	186				
PHUKET	215				
TOLSTOI	282				
VILARO	304				

ENCAUSTIC   HIDRÁULICO	
MOVING	196
SÃO LUIS	236
TAWRIQ	268
VANGUARD	302

## MOSAICS | MOSAICS

STONE   PIEDRA		GLASS   CRISTAL		METAL		CERAMIC   CERÁMICA	
ASTRO	323	CENTER	320	EIFFEL	322	ROYAL	320
CASSINI	323	DAILY	320	NITRO	322		
CONTEXT	323	DOCE	320	REM	322		
FAUN	323	ELIPTIC	321	TRAM	322		
OVER	323	OZONO	321				
POLE	323	SKIN	320				
ROLL	323						

# FINISHES INDEX | ÍNDICE DE ACABADOS

MATT   MATE				SHINY   BRILLO		METAL	
ABSOLUT	008	MIXING WALL	184	ALLEGRO	020	CORTEN	073
ACOUSTIC - CERLER	010	MOVING	196	APUANE	022	GATSBY	092
AGED	014	NEUTRAL	200	ARCTIC	026	GLASS	098
ALHAMBRA	016	NORWAY	210	ART	030	JOLIET	142
ANGEL	011	OPAL	212	BEYOND	048	METALLIC	176
ARCHITRAVE	024	OUTRE	213	BULDER	064	TREND	284
AREA	028	PALAZZO	214	COOL	074	UPTOWN	290
ASTORIA	032	POLAR	216	CRAYON	076	VICTORIAN	306
ATTILA	036	PRESSURE	222	DELICE	078		
AVENUE	042	QUANTUM	223	ELARA	080	PVD	
AZUR	043	RANGE	224	GLACIAR	104	ACCES	313
BAFFIN	044	RECOVER	226	GLASS	098	ACOUSTIC	010
BRAVE	052	RONDA	230	IMARBLE	126	AGED	014
BRICKWORK	054	SAHARA	234	INDO	130	ARCHITRAVE   ARTIC	314
BROOKLYN	058	SHAGREEN	240	INSTANT	132	AREA	028
BUILD WALL	062	SILKEN	243	JOLIET	142	ART	030
CAMPER	066	SILKEN	246	LUXOR	152	BULDER	064
CARPET	068	SOLID	245	MAGMA	158	ELEGY	084
CAYENNE	070	STROKE	254	MARBOX	164	ENIGMA	065
CLINKER	072	STUDIO	258	METRO	182	FEMME	090
COCONUT	073	SWAN	253	MONACO	186	GLACIAR	104
CORTEN	073	SYLAN	262	MONTBLANC	190	GLIMPSE   GLACIAR	317
DIXON	071	TANGO	264	NORDIC	206	INDO	130
DRESS	079	TAWRIQ	268	POP	220	ISEN	134
ELEGY	084	TERRE	272	PUCKET	215	MARKHAM   MONTBLANC	318
ELIANA	086	TEX	276	SÃO LUIS	236	METRO	182
ENIGMA	065	THOR	280	SHINE	242	NEUTRAL   NORDIC	316
FABRIQUE	088	TRIBAL	288	SKYLINE	244	NORDIC	208
FEMME	090	UPTOWN	290	STEEL	250	OPAL	212
GATSBY	092	URBAN	296	STRIPES	252	POLAR	216
GLIMPSE	108	VALMONT	298	TERRE	272	POLAR   PYRUS	315
GRAVITE	112	VANGUARD	302	TOLSTOI	282	POP	220
GRUNGELL	116	VICTORIAN	306	TREND	284	RANGE	224
HARDEN	122	WIND	305	VILARO	304	SHINE	242
IDOLE	124	ZENITH	312	ZERO - ACCES	313	SILKEN   SHINE	314
ISEN	134					SOLID	314
JACQUARD	136					SWAN	253
JUNGLE	150					TERRE	272
KILIM	151					TOLSTOI	282
LEVEL	150					TREND	284
MARKHAM	170						
METALLIC	176						

# FORMAT INDEX | ÍNDICE DE FORMATOS

## 45 X 120 CM

BROOKLYN	058
GRAVITE	112
GRUNGE	116
JACQUARD	136
LUXOR	152
MAGMA	158
MARBOX	164
MARKHAM	170
MONACO	186
MONTBLANC	190

## 30 X 100 CM

ALHAMBRA	016
ASTORIA	032
ATTILA	036
CAMPER	066
FABRIQUE	088
GLACIAR	104
GLIMPSE	108
METALLIC	176
RONDA	230
STROKE	254
STUDIO	258
TANGO	264
TAWRIQ	268
TEX	276

## 31 X 95 CM

ELIANA	086
FEMME	090
ISEN	134
SHINE	242
SILKEN	243

## 30 X 90 CM

ALLEGRO	020
AVENUE	042
BAFFIN	044
BEYOND	048
BUILD	062
CAYENNE	070
HARDEN	122
IMARBE WALL	126

INDO	130
JUNGLE	150
MIXING	184
NEUTRAL	200
NORDIC	206
PUCKET	215
SWAN	253
SYLAN	262
TRIVAL	288

## 31 X 75 CM

ABSOLUT	008
---------	-----

## 30 X 60 CM

ACOUSTIC - CERLER	010
ANGEL	011
APUANE	022
ARCHITRAVE	024
ARCTIC	026
AREA	028
BAFFIN	052
CLINKER	072
ELEGY	084
IDOLE	124
KILIM	151
OUTRE	213
RANGE	224
SHAGREEN	240
SILKEN	246
VALMONT	298
WIND	305

## 25 X 75 CM

AZUR	043
BULDER	064
CARPET	068
DIXON	071
COCONUT	073
DRESS	079
ELARA	080
INSTAN	132
LEVEL	150
NORWAY	210
PALAZZO	214

POLAR	216
PRESSURE	223
RECOVER	226
SAHARA	234
SKYLINE	244
SOLID	245
STEEL	250
THOR	280
TOLSTOI	282
VILARO	304
ZENITH	312
ZERO - ACCES	313

## 20 X 60 CM

BAFFIN	046
BRICKWORK	054
CORTEN	073
CRAYON	076
DELICE	078
ENIGMA	065
METRO	182
PRESSURE	222
SÃO LUIS	236
STRIPES	252

## 20 X 20 CM

AGED	014
ART	030
COOL	074
GATSBY	092
GLASS	098
MOVING	196
OPAL	212
POP	220
TERRE	272
TREND	284
VANGUARD	302

## 7,5 X 30 CM

ELARA	080
JOLIET	142
UPTOWN	290
URBAN	296



# ABSOLUT

Slight Variation

Double Firing

Digital

Ligera Variación

Bicocción

Digital

MATCHING FLOOR TILES IN FLOOR TILE CATALOGUE  
PAVIMENTO COORDINADO EN EL CATÁLOGO FLOOR TILES



**Absolut Ivory**  
31,6x75,6 cm  
12,4"x17,5"  
G-574



**Absolut Gold**  
31,6x75,6 cm  
12,4"x17,5"  
G-580



**Absolut Gold Ornato**  
31,6x75,6 cm  
12,4"x17,5"  
G-590



**Absolut Gold Decor**  
31,6x75,6 cm  
12,4"x17,5"  
G-350



**Memory Oro**  
31,6x75,6 cm  
12,4"x17,5"  
G-357



**Absolut Gold Lista**  
2x31,6 cm  
G-230



**Incanto Moldura**  
3x31,6 cm  
G-266



**Incanto Ángulo Moldura**  
3x2 cm  
G-310



**Incanto Oro Moldura**  
3x31,6 cm  
G-290



**Incanto Oro Ang. Moldura**  
3x2 cm  
G-310



**Absolut Gold Ang. Lista**  
2x2 cm  
G-310



**Incanto Cenefa**  
10x31,6 cm  
G-320



**Incanto Ángulo Cenefa**  
3x10 cm  
G-310



**Incanto Oro Cenefa**  
10x31,6 cm  
G-350



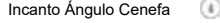
**Incanto Oro Ang. Cenefa**  
3x10 cm  
G-310



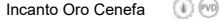
**Absolut Gold Bordura**  
5x31,6 cm  
G-240



**Incanto Zócalo**  
18x31,6 cm  
G-350



**Incanto Ángulo Zócalo**  
3x18 cm  
G-310



**Incanto Oro Zócalo**  
18x31,6 cm  
G-356



**Incanto Oro Ang. Zócalo**  
3x18 cm  
G-310



**Absolut Gold Ang. Bordura**  
3x5 cm  
G-310



**Incanto Zócalo**  
18x31,6 cm  
G-350



**Incanto Ángulo Zócalo**  
3x18 cm  
G-310



**Incanto Oro Zócalo**  
18x31,6 cm  
G-356



**Incanto Oro Ang. Zócalo**  
3x18 cm  
G-310



**Absolut Gold Zócalo**  
12x31,6 cm  
G-250

**Special Product:** Due to hand-manufactured process the caliber and tonality of these borders could vary from one to other. Clean only using neutral PH products. Do not mix pieces from different lots.  
**Producto Especial:** Este material se fabrica artesanalmente, por lo que pueden existir variaciones en el calibre o en el tono. Usar para su limpieza únicamente productos con PH neutro. No mezclar piezas de diferentes lotes.

Series	Format&Thickness	Unit	Boxes/Pallet	m <sup>2</sup> /Pallet	m <sup>2</sup> /Box	Pieces/Box	Kg/Pallet	Kg/Box
Absolut	31,6x75,6x1,05 cm	m <sup>2</sup>	36	51,48	1,43	6	997	27,48
Absolut Ornato	31,6x75,6x1,05 cm	m <sup>2</sup>	36	51,48	1,43	6	997	27,30
Absolut Decor	31,6x75,6x1,05 cm	pz	36	51,48	1,43	6	1003,24	27,48
Memory	31,6x75,6x1,05 cm	pz	18	25,74	1,43	6	482,02	26,00
Absolut Ang-List	2x2 cm	pz	240	2,40	0,01	25	136,88	0,51
Absolut Lista	2x31,6 cm	pz	39	12,56	0,32	51	287,96	7,02
Absolut Ang-Bord	5x3 cm	pz	240	6,48	0,03	18	256,16	1,01
Absolut Bord	5x31,6 cm	pz	39	18,49	0,47	30	307	7,75
Absolut Zócalo	5x31,6 cm	pz	48	29,14	0,61	16	590,24	12,01
Incanto Ang-Mold	3x2 cm	pz	240	7,20	0,03	50	83	0,287
Incanto Moldura	3x31,6 cm	pz	39	11,08	0,28	30	306,11	7,49
Incanto Ang-Cenefa	3x10 cm	pz	240	18,72	0,08	26	204,8	0,79
Incanto Cenefa	10x31,6 cm	pz	39	12,32	0,32	10	349,60	8,61
Incanto Ang-Zócalo	3x18 cm	pz	240	20,64	0,08	16	134	0,49
Incanto Zócalo	18x31,6 cm	pz	70	19,88	0,28	5	539	7,50



## Matching floor tiles / Pavimento coordinado



Absolut Ivory / Gold Gres

49,1x49,1 cm

Absolut Gres Rossone / Gres Greca

49,1x49,1 cm

Absolut Gres Taco / Gres Cenefa

24,55x24,55 cm

24,55x49,1 cm

G-900 / G-910

G-780

G-780



Wall: Absolut Ivory\_Gold\_Gold Decor\_Gold Oranto 31,6x75,6 cm-Incanto Oro Cenefa 10x31,6 cm-Incanto Oro Zócalo 18x31,6 cm  
Floor: Ivory Gres Gold\_Gres Greca\_Gres Rossone 49,1x49,1 cm

# ACOUSTIC - CERLER

Uniform Appearance


Double Firing

Digital

Aspecto Uniforme

Bicocción

Digital




Cerler Blanco  
31,6x59,2 cm - 12,4"x23,3"

G-540




Cerler Negro  
31,6x59,2 cm - 12,4"x23,3"

G-550



Cerler Gris  
31,6x59,2 cm - 12,4"x23,3"

G-550




Acoustic Blanco  
31,6x59,2 cm - 12,4"x23,3"

G-550



Acoustic Negro  
31,6x59,2 cm - 12,4"x23,3"

G-550



Cerler Vison  
31,6x59,2 cm - 12,4"x23,3"

G-550



Acoustic Acero  
31,6x59,2 cm - 12,4"x23,3"

G-357



Acoustic Gold  
31,6x59,2 cm - 12,4"x23,3"

G-357

Acier Lista  
1x59,2 cm  
G-130

Niebla Rojo Lista  
1,5x59,2 cm  
G-290

Niebla Negro Lista  
1,5x59,2 cm  
G-290

Niebla Maiz Lista  
1,5x59,2 cm  
G-290



Kitchen Decor A, B  
31,6x59,2 cm


G-343



Drop Decor A, B  
31,6x59,2 cm

G-343

## Matching floor tiles | Pavimento coordinado



Vallter Blanco  
31,6x59,2 cm

PEI-IV  
G-890



Sensation Rojo  
31,6x59,2 cm

G-917




Sensation Maiz  
31,6x59,2 cm

G-910



Sensation Gris  
31,6x59,2 cm

G-900



Sensation Negro  
31,6x59,2 cm

G-890

Series	Format&Thickness	Unit	Boxes/Pallet	m <sup>2</sup> /Pallet	m <sup>2</sup> /Box	Pieces/Box	Kg/Pallet	Kg/Box
Cerler	31,6x59,2x1 cm	m <sup>2</sup>	48	45,12	0,94	5	866	17,75
Acoustic	31,6x59,2x1 cm	m <sup>2</sup>	48	45,12	0,94	5	800	16,37
Acoustic Gold/ Acero	31,6x59,2x1 cm	pz	40	44,8	1,12	6	815	20,02
Kitchen / Drop Decor A,B	31,6x59,2x1 cm	pz	48	45,12	0,94	5	865	17,73
Niebla Lista	1,5x59,2 cm	pz	96	8,54	0,08	10	235	2,3
Acier Lista	1,5x59,2 cm	pz	96	39,74	0,41	70	398	4

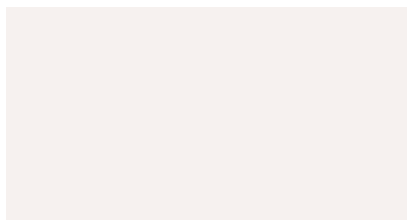
# ANGEL

Slight Variation

Double Firing


Ligera Variación

Bicocción



Angel Blanco  
31,6x59,2 cm - 12,4"x23,3"

G-540




Angel Crema  
31,6x59,2 cm - 12,4"x23,3"

G-540




Angel Cielo  
31,6x59,2 cm - 12,4"x23,3"

G-540



Angel Blanco Ornato  
31,6x59,2 cm - 12,4"x23,3"

G-550



Angel Crema Ornato  
31,6x59,2 cm - 12,4"x23,3"

G-550



Angel Blanco Trace  
31,6x59,2 cm - 12,4"x23,3"

G-550

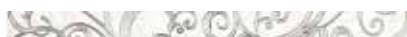
Demeter Lista  
1x59,2 cm

G-130



Angel Oro Cenefa  
4,3x59,2 cm


G-260



Angel Plata Cenefa  
4,3x59,2 cm

G-260

## Matching floor tiles | Pavimento coordinado



Vallter Blanco  
31,6x59,2 cm

PEI-IV

G-890



Sensation Beige  
31,6x59,2 cm

PEI-IV

G-900



Sensation Cielo  
31,6x59,2 cm

PEI-IV


G-915



Wall: Angel Blanco Ornato 31,6x59,2 cm-Angel Plata Cenefa 4,3x59,2 cm

Series	Format&Thickness	Unit	Boxes/Pallet	m <sup>2</sup> /Pallet	m <sup>2</sup> /Box	Pieces/Box	Kg/Pallet	Kg/Box
Angel / Angel Trace / Angel Ornato	31,6x59,2x1 cm	m <sup>2</sup>	48	45,12	0,94	5	866	17,75
Angel Cenefa	4,3x59,2 cm	pz	48	21,98	0,46	18	455	9,13
Demeter Lista	1x59,2 cm	pz	96	39,74	0,41	70	400	4,02

# AGED





Wall: Aged White\_White Ornato\_Dark Ornato 20x20 cm Floor: Terre Ice Natural 24,9x100 cm

# AGED

Slight Variation White

High Variation Dark

Double Firing

Digital

Ligera Variación

Contraste de Tonalidad

Bicocción

Digital



Aged White  
20x20 cm - 7,91"x7,91"



Aged White Ornato  
20x20 cm - 7,91"x7,91"



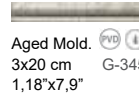
Aged Dark Ornato  
20x20 cm - 7,91"x7,91"



Aged Decor\*  
20x20 cm  
7,91"x7,91"



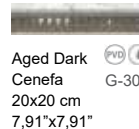
Aged Silver Ornato\*  
20x20 cm  
7,91"x7,91"



Aged Mold.  
3x20 cm  
1,18"x7,9"



Aged Copper Ornato\*  
20x20 cm  
7,91"x7,91"



Aged Dark Cenefa  
20x20 cm  
7,91"x7,91"



Aged Cenefa  
7x20 cm  
2,75"x7,9"



Aged Bath Decor\*\*  
20x20 cm - 7,91"x7,91"



Aged Kitchen Decor\*\*  
20x20 cm - 7,91"x7,91"



\* Aged Decor is available in 3 different aleatory patterns.  
Aged Decor está disponible en 3 relieves diferentes aleatorios.

\*\* Aged Bath Decor & Aged Kitchen Decor are available in 13 different aleatory patterns.  
Aged Bath Decor y Aged Kitchen Decor están disponibles en 13 diseños diferentes aleatorios.

Special Product:  
Due to hand-manufactured process the caliber and tonality of these borders could vary from one to other. Clean only using neutral PH products. Do not mix pieces from different lots.

Producto Especial: Este material se fabrica artesanalmente, por lo que pueden existir variaciones en el calibre o en el tono. Usar para su limpieza únicamente productos con PH neutro. No mezclar piezas de diferentes lotes.

Series	Format&Thickness	Unit	Boxes/Pallet	m <sup>2</sup> /Pallet	m <sup>2</sup> /Box	Pieces/Box	Kg/Pallet	Kg/Box
Aged	20x20x0,85 cm	m <sup>2</sup>	100	100	1	25	1251	12,37
Aged Ornato	20x20x0,85 cm	m <sup>2</sup>	100	84,00	0,84	21	1078	10,64
Aged Bath/Kitchen Decor	20x20x0,85 cm	pz	100	100,00	1	25	1279	12,65
Aged Cenefa	7x20 cm	pz	64	18,82	0,294	21	360	5,4
Aged Cornisa	5x20 cm	pz	48	13,44	0,28	28	418	8,41
Aged Silver/Copper Ornato	20x20 cm	pz	50	36,00	0,72	18	464	9,01
Aged Mold	3x20 cm	pz	64	15,36	0,24	40	359	5,39



Wall: Aged White\_Dark Ornato 20x20 cm

# ALHAMBRA







Wall: Alhambra Blue Mexuar\_Blue Rauda\_White Mexuar 29,75x99,55 cm Floor: Alhambra Blue Natural 59,2x59,2 cm

# ALHAMBRA

White Body

Slight Variation

Double Firing

Thickness 0,74 cm


Pasta Blanca

Ligera variación

Bicocción

Espesor 0,74 cm

MATCHING FLOOR TILES IN FLOOR TILE CATALOGUE  
PAVIMENTO COORDINADO EN EL CATÁLOGO FLOOR TILES



**Glimpse White**  
29,75x99,55 cm - G-571  
11,71"x39,19"



**Alhambra White Mexuar**  
29,75x99,55 cm - G-581  
11,71"x39,19"



**Alhambra Blue Mexuar**  
29,75x99,55 cm - G-581  
11,71"x39,19"



**Alhambra Blue Rauda**  
29,75x99,55 cm - G-601  
11,71"x39,19"



**Alhambra Green Mexuar**  
29,75x99,55 cm - G-581  
11,71"x39,19"



**Alhambra Green Rauda**  
29,75x99,55 cm - G-601  
11,71"x39,19"



\*Side View Corner 30  
Perfil Corner 30

**Glimpse White Corner 30**  
1,5x29,75 cm - G-330  
0,59"x11,71"



**Tawriq Gold Moldura**  
3,5x29,75 cm - G-291  
1,38"x11,71"



**Alhambra Silver Moldura**  
3,5x29,75 cm - G-291  
1,38"x11,71"



**Tawriq Gold Cenefa**  
9x29,75 cm - G-321  
3,54"x11,71"



**Alhambra Silver Cenefa**  
9x29,75 cm - G-321  
3,54"x11,71"



**Tawriq Gold Zocalo**  
11x29,75 cm - G-352  
4,33"x11,71"




**Alhambra Silver Zocalo**  
11x29,75 cm - G-352  
4,33"x11,71"




**Geneva Gold - Silver - Copper Lista**  
1x99,55 cm - 0,39"x39,19" - G-291

## Matching floor tiles | Pavimento coordinado



**Alhambra Blue\_Green Natural**  
59,2x59,2 cm - G-3154

## Matching PVD tiles | PVD coordinado



**Glimpse Gold / Silver Mexuar**  
29,75x99,55 cm - 11,71"x39,19" - G-349

Series	Format&Thickness	Unit	Boxes/Pallet	m <sup>2</sup> /Pallet	m <sup>2</sup> /Box	Pieces/Box	Kg/Pallet	Kg/Box
Alhambra	29,75x99,5x0,74 cm	m2	44	65,12	1,48	5	956	21,21
Tawriq / Alhambra Moldura	3,5x29,75 cm	pz	34	12,04	0,354	34	310	8,40
Tawriq / Alhambra Cenefa	9x29,75 cm	pz	39	20,90	0,536	20	400	9,70
Tawriq / Alhambra Zocalo	11x29,75 cm	pz	39	24,26	0,622	19	421	10,21
Geneva Lista	1x99,55 cm	pz	15	4,49	0,299	30	70	3,10



Wall: Alhambra White Mexuar\_Green Mexuar\_Green Rauda 29,75x99,55 cm Floor: Alhambra Green Natural 59,2x59,2 cm

# ALLEGRO

White Body

Rectified

Slight Variation

Double Firing

Thickness 0,74 cm

Pasta Blanca

Rectificado

Ligera variación

Bicoccción

Espesor 0,74 cm

MATCHING FLOOR TILES IN FLOOR TILE CATALOGUE  
PAVIMENTO COORDINADO EN EL CATÁLOGO FLOOR TILES



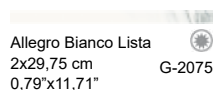
Allegro Bianco  
29,75x89,46 cm  
11,71"x35,22"



Allegro Bianco  
Mosaico 5x5  
29,75x29,75 cm  
11,71"x11,71"



Alice Decor A, B \*\*  
29,75x89,46 cm - 11,71"x35,22"



Allegro Bianco Lista  
2x29,75 cm  
0,79"x11,71"



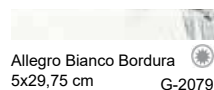
Allegro Bianco  
Ángulo Lista  
2x2 cm - 0,79"x0,79"



\*Side View Lista  
Perfil Lista



Allegro Bianco  
Ángulo Bordura  
5x3 cm - 1,97"x1,81"



Allegro Bianco Bordura  
5x29,75 cm  
1,97"x11,71"



Allegro Bianco Zócalo  
12x29,75 cm  
4,74"x11,71"



\*Side View Bordura  
Perfil Bordura



\*Side View Zócalo  
Perfil Zócalo

Product of natural marble, so the tonality and caliber of these pieces could vary from one to other. Clean only using neutral PH products. Do not mix pieces from different lots.

Producto de mármol natural, por lo que pueden existir variaciones de calibre y de tono. Usar para la limpieza únicamente productos con PH neutro. No mezclar piezas de diferentes lotes.

## Matching floor tiles | Pavimento coordinado




Allegro Bianco / Bianco Mos. 5x5 Natural  
29,75x29,75 cm  
G-3258/G-3666

Series	Format&Thickness	Unit	Boxes/Pallet	m <sup>2</sup> /Pallet	m <sup>2</sup> /Box	Pieces/Box	Kg/Pallet	Kg/Box
Allegro	29,75x89,46x0,74	m2	40	63,880	1,597	6	948	23,13
Alice Decor	29,75x89,46x0,74	pz	18	23940	1,330	5	383	20
Allegro Mosaico 5x5	29,75x29,75x0,74	m2	36	28,69	0,797	9	383	9,99
Allegro Bianco Lista	2x29,75	pz	150	21,45	0,143	24	462,5	2,99
Allegro Bianco Bordura	5x29,75	pz	36	18	0,285	19	211,7	5,49
Allegro Bianco Áng. Lista	2x2	pz	240	2,4	0,010	25	136,8	0,512
Allegro Bianco Áng. Bordura	5x3	pz	240	2,88	0,012	8	182,2	0,701
Allegro Bianco Zócalo	12x29,75	pz	36	18	0,5	14	129	2,935

CONTENT OF RECYCLED MATERIAL  
CONTENIDO DE MATERIAL RECICLADO

60%



Wall: Allegro Bianco 29,75x89,46 cm-Allegro Bianco Lista 2x29,75-Allegro Bianco Bordura 5x29,75 cm-Alice Decor A,B 29,75x89,46 cm  
Floor: Allegro Bianco Natural 29,75x29,75 cm

# APUANE

White Body

Rectified

Slight Variation

Double Firing

Thickness 0,74 cm

Pasta Blanca

Rectificado

Ligera variación

Bicoccción


Espesor 0,74 cm

MATCHING FLOOR TILES IN FLOOR TILE CATALOGUE  
PAVIMENTO COORDINADO EN EL CATÁLOGO FLOOR TILES



Apuane White  
29,75x59,55 cm - 17,57"x23,45"

G-3140




Apuane Decor Geo  
29,75x59,55 cm - 17,57"x23,45"

G-2235



Apuane White Geo  
29,75x59,55 cm - 17,57"x23,45"

G-3154



Silver Geo Decor  
29,75x59,55 cm - 17,57"x23,45"

G-2375




Alpi Decor  
29,75x59,55 cm - 17,57"x23,45"

G-2291



Apuane White  
Corner  
1,5x29,75 cm - 0,59"x17,57"

G-2085



Apuane White  
Mos. 2,5x2,5  
29,75x29,75 cm - 11,71"x11,71"

G-3756



Apuane White  
Mos. Hexagonal  
26,3x27,4 cm - 10,35"x10,79"

G-2281

Apuane White Mos. Hexagonal:  
Approx. 14 piezas/sqm  
Apuane White Mos. Hexagonal:  
Aprox. 14 piezas/m<sup>2</sup>

Power Black Lista  
1x59,55 cm - 0,39x23,45"

G-2089

Custom Mate Lista  
1,5x59,55 cm - 0,59x23,45"

G-2065



Wall: Apuane White\_White Geo 29,75x59,55 cm  
Geo Silver Decor 29,75x59,55 cm

## Matching floor tiles / Pavimento coordinado



Apuane White Pulido  
44,63x89,46 cm - G-3298  
17,57"x35,22"  
59,55x59,55 cm -  
23,45"x23,45"

CONTENT OF RECYCLED MATERIAL  
CONTENIDO DE MATERIAL RECICLADO

60%

Series	Format&Thickness	Unit	Boxes/Pallet	m <sup>2</sup> /Pallet	m <sup>2</sup> /Box	Pieces/Box	Kg/Pallet	Kg/Box
Apuane	29,75x59,55	m <sup>2</sup>	40	49,60	1,240	7	730	17,67
Geo	29,75x59,55	m <sup>2</sup>	48	49,60	1,240	7	680	16,43
Alpi Decor	29,75x59,55	pz	24	21,24	0,885	5	327	7,2
Apuane Decor Geo/Silver	29,75x59,55	pz	48	51,02	1,063	6	714	14,40
Apuane Mos. 2,5x2,5	29,75x29,75	m <sup>2</sup>	36	31,86	0,885	10	401	10,51
Apuane Mos. Hexagonal	29,75x29,75	pz	36	25,96	0,721	10	369	9,61
Apuane Corner-30	1,5x29,75	pz	36	6,03	0,108	24	86	3,43
Custom Lista	1,5x59,55	pz	24	36,00	1,500	250	7,2	0,30
Power Lista	1x59,55	pz	96	5,76	0,060	10	110	0,91



Wall: Apuane White Geo 29,75x59,55 cm Floor: Apuane White Pulido 89,46x89,46 cm

# ARCHITRAVE

White Body

Rectified

Double Firing


Thickness 0,74 cm

Pasta Blanca

Rectificado


Bicocción

Espesor 0,74 cm



Architrave White  
29,75x59,55 cm - 17,57"x23,45"

G-3140



Cross White Mos.  
29,75x29,75 cm  
11,71"x11,71"

G-2235



Architrave White  
Corner-30  
1,5x29,75 cm  
0,59"x11,71"

G-2085




Architrave White Geo  
29,75x59,55 cm - 17,57"x23,45"

G-3154




Power Aqua - Red - Black Lista  
1x59,55 cm - 0,39x23,45"

G-2089



Architrave White Micro  
29,75x59,55 cm - 17,57"x23,45"

G-3154




Geo Silver Decor  
29,75x59,55 cm - 17,57"x23,45"

G-3275


Cross White Mos.: Approx. 11,3 pieces/sqm  
Cross White Mos.: Aprox. 11,3 piezas/m<sup>2</sup>

## Matching Floor Tiles | Pavimento Coordinado



Neutral Blanco Nat.  
29,75x29,75 cm  
11,71"x11,71"

G-3286



Neutral Blanco Nat.  
59,55x59,55 cm  
23,45"x23,45"

G-3330

CONTENT OF RECYCLED MATERIAL  
CONTENIDO DE MATERIAL RECICLADO

64%

Series	Format&Thickness	Unit	Boxes/Pallet	m <sup>2</sup> /Pallet	m <sup>2</sup> /Box	Pieces/Box	Kg/Pallet	Kg/Box
Architrave/Micro/Geo 30x60	29,75x59,55x0,74	m <sup>2</sup>	40	49,60	1,240	7	730	10,04
Architrave Gold/Silver/ Copper Geo/Micro	29,75x59,55x0,74	pz	24	25,51	1,063	6	359	14,30
Cross White Mos.	29,75x29,75	m <sup>2</sup>	36	28,69	0,797	9	383	10
Power Lista	1x59,55	pz	96	5,76	0,060	10	110	0,91





Wall: Architrave White Geo 29,75x59,55 cm Floor: Neutral Blanco Natural 59,55x59,55 cm

# ARCTIC

White Body

Rectified

Double Firing


Thickness 0,74 cm

Pasta Blanca

Rectificado

Bicoccción

Espesor 0,74 cm



Arctic White  
29,75x59,55 cm - 17,57"x23,45"




Arctic Aqua Micro  
29,75x59,55 cm - 17,57"x23,45"



Arctic Red Micro  
29,75x59,55 cm - 17,57"x23,45"




Arctic White Geo  
29,75x59,55 cm - 17,57"x23,45"



Cross White Mos.  
29,75x29,75 cm - 11,71"x11,71"



Arctic White  
Corner-30  
1,5x29,75 cm - 0,59"x11,71"



Arctic White Micro  
29,75x59,55 cm - 17,57"x23,45"




Aiko Aqua Cuadro\*\*  
20x23,5 cm - 7,87"x9,25"



Aiko Red Cuadro\*\*  
20x23,5 cm - 7,87"x9,25"



\*\* Aiko Cuadro consists of 2 different aleatory reliefs. Price per piece  
Aiko Cuadro consiste en 2 relieves diferentes aleatorios. Precio por pieza




Geo Silver Decor  
29,75x59,55 cm - 17,57"x23,45"




Power Aqua - Red - Black Lista  
1x59,55 cm - 0,39x23,45"



## Matching Floor Tiles | Pavimento Coordinado



Neutral Blanco Nat.  
29,75x29,75 cm - 11,71"x11,71"



Neutral Blanco Nat.  
59,55x59,55 cm - 23,45"x23,45"



CONTENT OF RECYCLED MATERIAL  
CONTENIDO DE MATERIAL RECICLADO

60%

Series	Format&Thickness	Unit	Boxes/Pallet	m <sup>2</sup> /Pallet	m <sup>2</sup> /Box	Pieces/Box	Kg/Pallet	Kg/Box
Arctic/Micro/Geo 30x60	29,75x59,55x0,74	m <sup>2</sup>	40	49,60	1,240	7	730	10,04
Cross White Mos.	29,75x29,75	m <sup>2</sup>	36	28,69	0,797	9	383	10
Aiko Cuadro	20x23,5	pz	64	8,46	0,282	6	407	16,68
Power Lista	1x59,55	pz	96	5,76	0,060	10	110	0,91



Wall: Arctic White\_White Micro 29,75x59,55 cm-Custom Lista Mate-60


# AREA

Uniform Appearance

Double Firing


Aspecto Uniforme

Bicocción



Cerler Blanco  
31,6x59,2 cm - 12,4"x23,3"

G-540



Cerler Negro  
31,6x59,2 cm - 12,4"x23,3"

G-550



Tear Gold  
31,6x59,2 cm - 12,4"x23,3"

G-357



Area Blanco Ornato  
31,6x59,2 cm - 12,4"x23,3"

G-580



Area Negro Ornato  
31,6x59,2 cm - 12,4"x23,3"

G-580



Bridge Gold  
31,6x59,2 cm - 12,4"x23,3"

G-357



Area Blanco Tear  
31,6x59,2 cm - 12,4"x23,3"

G-550



Area Negro Tear  
31,6x59,2 cm - 12,4"x23,3"

G-550



Sound Gold  
31,6x59,2 cm - 12,4"x23,3"

G-357



Area Blanco Bridge  
31,6x59,2 cm - 12,4"x23,3"

G-550



Area Negro Bridge  
31,6x59,2 cm - 12,4"x23,3"

G-550



Tear Silver  
31,6x59,2 cm - 12,4"x23,3"

G-357



Area Blanco Sound  
31,6x59,2 cm - 12,4"x23,3"

G-550



Area Negro Decor  
31,6x59,2 cm - 12,4"x23,3"

G-356



Bridge Silver  
31,6x59,2 cm - 12,4"x23,3"

G-357



Area Blanco Decor  
31,6x59,2 cm - 12,4"x23,3"

G-356



Niebla Blanco Lista  
1,5x59,2 cm

G-290



Niebla Crema Lista  
1,5x59,2 cm

G-290



Niebla Moka Lista  
1,5x59,2 cm

G-290



Wind Moldura  
3x59,2 cm

G-266



Sound Silver  
31,6x59,2 cm - 12,4"x23,3"

G-357

## Matching floor tiles / Pavimento coordinado



Primary White / Black / Grey / Beige / Vison Natural  
29,75x29,75 cm - 11,71"x11,71"

G-3142

\* Matching floor tiles. We recommend to lay this product with a 2 mm grout.  
Pavimento de igualación. Se recomienda colocar este producto con una junta de separación de 2 mm.



Wall: Area Blanco Tear 31,6x59,2 cm

Series	Format&Thickness	Unit	Boxes/Pallet	m <sup>2</sup> /Pallet	m <sup>2</sup> /Box	Pieces/Box	Kg/Pallet	Kg/Box
Area Bridge	31,6x59,2x1cm	m <sup>2</sup>	48	45,120	0,94	5	900	17,730
Area Sound / Tear	31,6x59,2x1cm	m <sup>2</sup>	48	45,120	0,94	5	900	17,730
Area Ornato	31,6x59,2x1 cm	m <sup>2</sup>	48	45,120	0,94	5	865,040	17,730
Tear Gold / Silver	31,6x59,2 cm	pz	40	44,880	1,12	6	674,720	16,518
Bridge Decor	31,6x59,2 cm	pz	40	37,400	0,93	5	454,040	11,001
Bridge Gold / Silver	31,6x59,2 cm	pz	40	44,880	1,12	6	674,720	16,518
Sound Gold / Silver	31,6x59,2 cm	pz	40	44,880	1,12	6	674,720	16,518
Niebla Lista	1,5x59,2 cm	pz	96	8,54	0,08	10	235	2,3

# ART

## Uniform Appearance


## Double Firing

## Digital

### Aspecto Uniforme

### Bicocción


### Digital



Art White  
20x20 cm  
7,9"x7,9"



Art White  
Corner  
2x20 cm



Art Ice  
20x20 cm  
7,9"x7,9"



Art Pearl  
20x20 cm  
7,9"x7,9"



Art Grey  
20x20 cm  
7,9"x7,9"



Art Ivory  
20x20 cm  
7,9"x7,9"



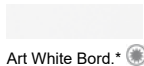
Poeme Marfil  
20x20 cm  
7,9"x7,9"



Art White Lista\*  
2x20 cm




Art White  
Áng. Lista  
2x2 cm



Art White Bord.\*  
5x20 cm



Art White  
Áng. Bord.  
5x3 cm



Art Cream  
20x20 cm  
7,9"x7,9"



Art Beige  
20x20 cm  
7,9"x7,9"



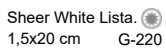
Art Bone  
20x20 cm  
7,9"x7,9"



Art Vison  
20x20 cm  
7,9"x7,9"



Art Orange  
20x20 cm  
7,9"x7,9"



Sheer White Lista.  
1,5x20 cm



Art Blue  
20x20 cm  
7,9"x7,9"



Art Purple  
20x20 cm  
7,9"x7,9"



Art Lime  
20x20 cm  
7,9"x7,9"




Art Red  
20x20 cm  
7,9"x7,9"



Art Black  
20x20 cm  
7,9"x7,9"

\* available in all colours of collection.  
disponibles en todos los colores de la  
colección.



Art Silver  
20x20 cm  
7,9"x7,9"



Art Silver  
Corner  
2x20



Art Gold  
20x20 cm  
7,9"x7,9"



Art Gold  
Corner  
2x20



Rebel Decor  
20x20 cm



Glam Decor  
20x20 cm

Rebel Decor is available in 36  
different aleatory patterns.  
Rebel Decor está disponible  
en 36 decoraciones aleatorias  
diferentes.

Glam Decor is available in 35  
different aleatory patterns.  
Glam Decor está disponible  
en 35 decoraciones aleatorias  
diferentes.

## Matching floor tiles / Pavimento coordinado



Primary White / Blue / Lime / Black / Grey / Beige / Vison Natural

29,75x29,75 cm - 11,71"x11,71"

Primary Red Natural

29,75x29,75 cm - 11,71"x11,71"

G-3142

G-3170

Series	Format&Thickness	Unit	Boxes/Pallet	m <sup>2</sup> /Pallet	m <sup>2</sup> /Box	Pieces/Box	Kg/Pallet	Kg/Box
Art	20x20x0,65 cm	m <sup>2</sup>	100	100	1,00	25	1278,5	12,65
Art bordura	5x20 cm	pz	48	15,36	0,32	32	326,77	6,516
Art ángulo bordura	5x3 cm	pz	240	6,48	0,027	18	256,16	1,009
Art ángulo lista	2x2 cm	pz	240	2,40	0,010	25	136,88	0,512
Art corner	2x20 cm	pz	64	15,36	0,24	60	251	3,71
Sheer lista	1,5x20 cm	pz	64	8,64	0,135	45	20,912	0,108
Rebel / Glam Decor	20x20 cm	pz	50	30	0,60	25	564	10,995
Art Gold / Silver	20x20 cm	pz	50	42	0,84	21	574	11,20



# ASTORIA







Wall: Fabrique Ivory 29,75x99,55 cm-Astoria Ochre Fleur\_Maroon Paisley 29,75x99,55 cm-Tawriq Gold Moldura-Cenefa-Zócalo  
Floor: Fabrique Ivory Natural 59,55x59,55 cm-Astoria Maroon Paisley Natural 59,55x59,55 cm

# ASTORIA

White Body

Slight Variation

Double Firing

Digital

Thickness 0,74 cm

Pasta Blanca


Ligera Variación

Bicocción

Digital

Espesor 0,74 cm

MATCHING FLOOR TILES IN FLOOR TILE CATALOGUE  
PAVIMENTO COORDINADO EN EL CATÁLOGO FLOOR TILES



**Fabrique Ivory**  
29,75x99,55 cm -  
11,71"x39,19" G-571



**Astoria Ochre Paisley**  
29,75x99,55 cm -  
11,71"x39,19" G-581



**Astoria Maroon Paisley**  
29,75x99,55 cm -  
11,71"x39,19" G-581



**Astoria Brown Fleur**  
29,75x99,55 cm -  
11,71"x39,19" G-581



**Astoria Blue Fleur**  
29,75x99,55 cm -  
11,71"x39,19" G-581



\*Side View Corner 30  
Perfil Corner 30



**Tawriq Gold Moldura**  
3,5x29,75 cm -  
1,38"x11,71" G-291



**Alhambra Silver Moldura**  
3,5x29,75 cm -  
1,38"x11,71" G-291



**Tawriq Gold Cenefa**  
9x29,75 cm -  
3,54"x11,71" G-321




**Alhambra Silver Cenefa**  
9x29,75 cm -  
3,54"x11,71" G-321

**Fabrique Ivory Corner 30**  
1,5x29,75 cm -  
0,59"x11,71" G-330




**Tawriq Gold Zocalo**  
11x29,75 cm -  
4,33"x11,71" G-352



**Alhambra Silver Zocalo**  
11x29,75 cm -  
4,33"x11,71" G-352

**Geneva Gold - Silver - Copper Lista**  
1x99,55 cm - 0,39"x39,19" G-291

## Matching floor tiles | Pavimento coordinado



**Fabrique Ivory Natural**  
59,2x59,2 cm G-3146



**Astoria Ochre\_Maroon Paisley Natural**  
59,2x59,2 cm G-3162



**Astoria Brown\_Blue Fleur Natural**  
59,2x59,2 cm G-3162

Series	Format&Thickness	Unit	Boxes/Pallet	m <sup>2</sup> /Pallet	m <sup>2</sup> /Box	Pieces/Box	Kg/Pallet	Kg/Box
Fabrique / Astoria	29,75x99,55x0,74 cm	m2	44	78,32	1,780	6	1100	24,61
Tawriq / Alhambra Moldura	3,5x29,75 cm	pz	34	12,04	0,354	34	310	8,40
Tawriq / Alhambra Cenefa	9x29,75 cm	pz	39	20,90	0,536	20	400	9,70
Tawriq / Alhambra Zocalo	11x29,75 cm	pz	39	24,26	0,622	19	421	10,21
Geneva Lista	1x99,55 cm	pz	15	4,49	0,299	30	70	3,10



Wall: Fabrique Ivory 29,75x99,55 cm-Astoria Blue Fleur\_Ochre Paisley 29,75x99,55 cm-Alhambra Silver Moldura-Cenefa-Zócalo  
Floor: Fabique Ivory Natural 59,55x59,55 cm-Astoria Blue Fleur Natural 59,55x59,55 cm

# ATTILA





Wall: Attila Grey\_Grey Move\_Ornato 29,75x99,55 cm-Geneva Gold Lista

Floor: Attila Grey Natural 59,55x59,55 cm

# ATTILA





Counter: Attila Mix. Mos. Cube

Wall: Attila Grey 29,75x99,55 cm

Floor: Attila Grey Natural 59,55x59,55 cm

# ATTILA

White Body

Rectified

Double Firing

Moderate Variation

Digital

0,75 cm Thickness

Pasta Blanca

Rectificado

Bicocción

Moderada Variación

Digital

0,75 cm Espesor

MATCHING FLOOR TILES IN FLOOR TILE CATALOGUE  
PAVIMENTO COORDINADO EN EL CATÁLOGO FLOOR TILES



Attila Ivory  
29,75x99,55 cm - 11,71"x39,19"

G-592



Attila Grey  
29,75x99,55 cm - 11,71"x39,19"

G-592



Attila Ivory Move  
29,75x99,55 cm - 11,71"x39,19"

G-599



Attila Grey Move  
29,75x99,55 cm - 11,71"x39,19"

G-599




Attila Ornato  
29,75x99,55 cm - 11,71"x39,19"

G-611



Metallic White  
Mosaico 2,5x2,5  
29,75x29,75 cm  
11,71"x11,71"

G-618



Metallic Grey  
Mosaico 2,5x2,5  
29,75x29,75 cm  
11,71"x11,71"

G-618



Cosmos Decor  
29,75x99,55 cm - 11,71"x39,19"

G-349



Attila Corner 30  
1,5x29,75 cm -  
0,59"x11,71"

G-330



\*Side View Corner 30  
Perfil Corner 30

\*Attila Ornato consists of 19 different aleatory patterns |  
\*Attila Ornato se compone de 19 decoraciones diferentes aleatorias

Attila Corner is available in all  
colours of collection |  
Attila Corner está disponibles  
en todos los colores de la colección



Geneva Gold - Silver - Copper Lista  
1x99,55 cm - 0,39"x39,19"

G-291



Reid Plata Mate Lista  
1x99,55 cm - 0,39"x39,19"

G-261

Series	Format&Thickness	Unit	Boxes/Pallet	m <sup>2</sup> /Pallet	m <sup>2</sup> /Box	Pieces/Box	Kg/Pallet	Kg/Box
Attila / Ornato	29,75x99,5x0,74 cm	m2	44	78,32	1,780	6	1100	24,61
Attila Move	29,75x99,5x0,74 cm	m2	44	65,12	1,480	5	950	21,21
Glimpse Gold - Silver Move	29,75x99,5x0,74 cm	pz	21	18,67	0,889	3	300	13,5
Cosmos Decor	29,75x99,5x0,74 cm	pz	44	65,12	1,480	5	950	21,21
Attila Corner	1,5x29,75 cm	pz	36	3,85	0,107	24	100	2,40
Geneva Lista	1x99,55 cm	pz	15	4,49	0,299	30	70	3,10
Reid Lista	1x99,55 cm	pz	15	15,52	1,035	104	166	10,13
Attila Mos. 2,5x2,5	29,75x29,75 cm	pz	36	28,69	0,797	9	361	9,40



**Matching floor tiles | Pavimento coordinado**




Attila Ivory / Grey / Anthracite Natural

99,55x99,55 cm  
49,75x99,55 cm  
59,55x59,55 cm



G-3268  
G-3162  
G-3146

**Matching PVD tiles | PVD coordinado**



Glimpse Gold / Silver Move

29,75x99,55 cm - 11,71"x39,19"



G-349



Wall: Cosmos Decor 29,75x99,55 cm

Floor: Metallic Green Natural 99,55x99,55 cm

# AVENUE

White Body

Rectified

Slight Variation

Double Firing

Digital

Thickness 0,74 cm

Pasta Blanca

Rectificado

Ligera Variación

Bicocción


Digital

Espesor 0,74 cm



Avenue Ivory  
29,75x89,46 cm - 11,71"x35,22"

G-3230



Avenue Grey  
29,75x89,46 cm - 11,71"x35,22"

G-3230



Avenue Ivory Five  
29,75x89,46 cm - 11,71"x35,22"

G-3298



Avenue Grey Five  
29,75x89,46 cm - 11,71"x35,22"

G-3298

Vita Mate Lista  
1,5x89,46 cm - 0,59"x 35,22"

G-2091

Vita Esmerilado Lista  
1,5x89,46 cm - 0,59"x 35,22"

G-2091

Avenue Corner 90\*  
2x89,46 cm - 0,79"x 35,22"

G-2281

\*available in all colours of collection / disponible en todos los colores de la colección



Avenue Grey Decor  
29,75x89,46 cm - 11,71"x35,22"

G-2281



Wall: Avenue Grey\_Grey Five 29,75x89,46 cm Floor: Avenue Ivory Natural 59,55x59,55 cm

Series	Format&Thickness	Unit	Boxes/Pallet	m <sup>2</sup> /Pallet	m <sup>2</sup> /Box	Pieces/Box	Kg/Pallet	Kg/Box
Avenue 30x90	29,75x89,46x0,74	m2	40	63,880	1,597	6	900	22,07
Avenue Decor	29,75x89,46x0,74	m2	20	31,940	1,597	6	485,62	23,13
Avenue Five	29,75x89,46x0,74	m2	36	57,492	1,597	6	830	22,58
Avenue Corner 90	2x89,46	pz	36	3,852	0,107	6	86,00	2,00
Vita Lista	1,5x89,46	pz	36	48,312	1,342	100	380,55	10,18

CONTENT OF RECYCLED MATERIAL  
CONTENIDO DE MATERIAL RECICLADO

64%

# AZUR

Moderate Variation

Double Firing

Digital

Moderada Variación

Bicocción

Digital

MATCHING FLOOR TILES IN FLOOR TILE CATALOGUE PAGE XX  
PAVIMENTO COORDINADO EN EL CATÁLOGO FLOOR TILES PÁG. XX



**Azur Ivory**  
25,1x75,6 cm - 9,9"x29,76"

G-550



**Azur Grey**  
25,1x75,6 cm - 9,9"x29,76"

G-560



**Azur Ivory Blast**  
25,1x75,6 cm - 9,9"x29,76"

G-574



**Azur Grey Blast**  
25,1x75,6 cm - 9,9"x29,76"

G-574



**Azur Antracita**  
25,1x75,6 cm - 9,9"x29,76"

G-560



**Azur Decor \***  
25,1x75,6 cm - 9,9"x29,76"

G-280

\* Azur Decor is available in 8 different aleatory patterns.  
\* Azur Decor está disponible en 8 decoraciones diferentes aleatorias.



**Azur Antracita Blast**  
25,1x75,6 cm - 9,9"x29,76"

G-574

**Halo Ivory Lista**  
1,5x75,6 cm

G-300

**Halo Grey Lista**  
1,5x75,6 cm

G-300

**Halo Antracita Lista**  
1,5x75,6 cm

G-300

## Matching floor tiles / Pavimento coordinado



**Azur Ivory / Grey / Antracita Natural**  
59,2x59,2 cm - 23,31"x23,31"

G-3132

**Azur Ivory / Grey / Antracita Stamp**  
59,2x59,2 cm - 23,31"x23,31"

G-3158

\* Azur Stamp is available in 22 different aleatory patterns.  
\* Azur Stamp está disponible en 22 decoraciones diferentes aleatorias.

Series	Format&Thickness	Unit	Boxes/Pallet	m <sup>2</sup> /Pallet	m <sup>2</sup> /Box	Pieces/Box	Kg/Pallet	Kg/Box
Azur	25,1x75,6x1 cm	m <sup>2</sup>	45	59,85	1,33	7	1100	25,112
Azur Blast	25,1x75,6x1 cm	m <sup>2</sup>	45	59,85	1,33	7	1019,16	22,34
Azur Decor	25,1x75,6x1 cm	pz	30	39,40	1,33	7	767	25,112
Halo Lista	1,5x75,6 cm	pz	40	6,36	0,159	14	142,08	3,202

# BAFFIN

White Body

Rectified

Double Firing

Thickness 0,74 cm

Pasta Blanca

Rectificado

Bicocción

Espesor 0,74 cm

MATCHING FLOOR TILES IN FLOOR TILE CATALOGUE  
PAVIMENTO COORDINADO EN EL CATÁLOGO FLOOR TILES



Baffin Ivory  
29,75x89,46 cm - 11,71"x35,22"

G-3230



Baffin Beige  
29,75x89,46 cm - 11,71"x35,22"

G-3230



Baffin Ivory Mud\*  
29,75x89,46 cm - 11,71"x35,22"

G-3258



Baffin Beige Mud\*  
29,75x89,46 cm - 11,71"x35,22"

G-3258



Baffin Grey  
29,75x89,46 cm - 11,71"x35,22"

G-3230



Baffin Ivory Mud  
Mos. 5x5  
29,75x29,75 cm  
11,71"x11,71"

G-3700

Baffin Grey Mud  
Mos. 5x5  
29,75x29,75 cm  
11,71"x11,71"

G-3700

Baffin Beige Mud  
Mos. 5x5  
29,75x29,75 cm  
11,71"x11,71"

G-3700



Baffin Grey Mud\*  
29,75x89,46 cm - 11,71"x35,22"

G-3258



Baffin Corner  
1,5x29,75 cm  
0,59"x11,71"

G-2085

\*Side View Corner 30  
Perfil Corner 30

\*Baffin Mud consists of 3 different aleatory reliefs  
Baffin Mud consiste en 3 relieves diferentes aleatorios



Pottery Decor A-B \*\*  
29,75x89,46 cm - 11,71"x35,22"

G-2401



Main Silver - Grey - Gold - Walnut Lista  
1,5x89,46 cm - 0,59"x35,22"

G-2131



Vita Mate Lista  
1,5x89,46 cm - 0,59"x35,22"

G-2091


\*\* Price per piece  
\*\* Precio por pieza

CONTENT OF RECYCLED MATERIAL  
CONTENIDO DE MATERIAL RECICLADO

64%

Series	Format&Thickness	Unit	Boxes/Pallet	m <sup>2</sup> /Pallet	m <sup>2</sup> /Box	Pieces/Box	Kg/Pallet	Kg/Box
Baffin 30x90	29,75x89,46x0,74	m <sup>2</sup>	40	63,88	1,597	6	906	22,08
Baffin Mud 30x90	29,75x89,46x0,74	m <sup>2</sup>	36	57,49	1,597	6	800	23,13
Baffin Mud Mos. 5x5	29,75x29,75	pz	36	28,69	0,797	9	405	10,60
Pottery Decor	29,75x89,46x0,74	pz	18	23,96	1,331	5	412	21,60
Baffin Corner-30	1,5x29,75	pz	45	6,03	0,134	30	177	3,43
Main Lista	1,5x89,46	pz	36	8,712	0,242	18	185	12,93
Vita Lista	1,5x89,46	pz	36	48,31	1,34	100	381	10,18

**Matching floor tiles /  
Pavimento coordinado**



Baffin Ivory / Beige / Grey Natural  
59,55x119,3cm - 23,45"x46,97"  
59,55x59,55cm - 23,45"x46,97"



G-3372

G-3220

**Matching PVD tiles /  
PVD coordinado**



Neutral Gold / Silver / Copper Mud  
29,75x89,46 - 11,71"x35,22"



G-2465



Wall: Baffin Ivory 29,75x89,46 cm-Baffin Ivory Mud 29,75x89,46 cm Floor: Baffin Ivory Natural 59,55x59,55 cm

# BELOUR

White Body

Slight Variation

Double Firing

Digital

Pasta Blanca

Ligera Variación

Bicocción

Digital



**Belour White**  
20,2x59,5 cm - 7,95"x23,44"



**Belour Ivory**  
20,2x59,5 cm - 7,95"x23,44"



**Belour Grey**  
20,2x59,5 cm - 7,95"x23,44"



**Belour White Fold**  
20,2x59,5 cm - 7,95"x23,44"



**Belour Ivory Fold**  
20,2x59,5 cm - 7,95"x23,44"



**Belour Grey Fold**  
20,2x59,5 cm - 7,95"x23,44"



**Belour Titanium Fold\*\*\***  
20,2x59,5 cm - 7,95"x23,44"



**Belour Silver Fold\*\*\***  
20,2x59,5 cm - 7,95"x23,44"



**Belour Sinfín \***  
20,2x25 cm - 7,95"x9,84"



\* Belour Sinfín consists of 2 different aleatory reliefs.  
Price per piece  
\* Belour Sinfín se compone de 2 relieves diferentes aleatorios.  
Precio por pieza



**Belour Trace**  
20,2x59,5 cm - 7,95"x23,44"



**Belour Decor A-B \*\***  
20,2x59,5 cm - 7,95"x23,44"



**Tersa Lista**  
1x59,5 cm - 0,39"x23,44"



**Moon Gold - Silver - Copper Lista**  
1x59,5 cm - 0,39"x23,44"



**Gaeta Aqua - Grey - Black Lista**  
1x59,5 cm - 0,39"x23,44"



## Matching floor tiles / Pavimento coordinado



**Bondi Grey / Dune / Connect / Blocks Natural**  
59,2x59,2cm - 23,45"x23,45"



\*\*\*Belour Fold consists of 9 different aleatory patterns  
\*\*\*Belour Fold se compone de 9 decoraciones diferentes aleatorias

Belour Trace consists of 11 different aleatory patterns  
Belour Trace se compone de 11 decoraciones diferentes aleatorias

\*\* Price per piece  
\*\* Precio por pieza

Series	Format&Thickness	Unit	Boxes/Pallet	m <sup>2</sup> /Pallet	m <sup>2</sup> /Box	Pieces/Box	Kg/Pallet	Kg/Box
Belour	20,2x59,5x0,95 cm	m <sup>2</sup>	64	68,48	1,08	9	1149	17,73
Belour Fold	20,2x59,5x0,95 cm	m <sup>2</sup>	64	68,48	1,08	9	1149	17,73
Belour Trace	20,2x59,5x0,95 cm	m <sup>2</sup>	64	68,48	1,08	9	1149	17,73
Belour Decor A-B	20,2x59,5x0,95 cm	pz	48	28,85	0,601	5	495	10
Belour Sinfín	20,2x25 cm	pz	64	25,86	0,404	8	373	5,60
Tersa Lista	1x59,5 cm	pz	96	39,74	0,417	70	400	4,02
Moon Lista	1x59,5 cm	pz	96	6,91	0,072	12	106	0,96
Gaeta Lista	1x59,5 cm	pz	96	6,91	0,072	12	139	1,30



Wall: Belour Grey\_Titanium Fold 20,2x59,5 cm-Moon Gold Lista Floor: Bondi Connect Natural 59,2x59,2 cm

# BEYOND







Wall: Beyond Ivory\_Ivory Middle\_Ivory Decor 29,75x89,46 cm-Milo Ivory Cenefa-Moldura-Zócalo Floor: Beyond Beige Pulido 44,63x44,63 cm

# BEYOND

White Body

Rectified

High Variation

Double Firing

Thickness 0,74 cm

Pasta Blanca

Rectificado

Contraste de Tonalidad

Bicocción

Espesor 0,74 cm

MATCHING FLOOR TILES IN FLOOR TILE CATALOGUE  
PAVIMENTO COORDINADO EN EL CATÁLOGO FLOOR TILES



Beyond Ivory  
29,75x89,46 cm  
11,71"x35,22"  
G-3230



Beyond Ivory Middle  
29,75x89,46 cm  
11,71"x35,22"  
G-3258



Beyond Ivory Decor  
29,75x89,46 cm  
11,71"x35,22"  
G-2281



Beyond Beige  
29,75x89,46 cm  
11,71"x35,22"  
G-3230



Beyond Beige Middle  
29,75x89,46 cm  
11,71"x35,22"  
G-3258



\*Side View Corner 30  
Perfil Corner 30

Beyond Corner  
2x29,75 cm  
0,79"x11,71"  
G-2085



Milo Ivory Moldura  
3,5x29,75 cm  
1,38"x11,71"  
G-2089




Milo Ivory Cenefa  
8,8x29,75 cm  
3,46"x11,71"  
G-2147




Milo Ivory Zócalo  
12,5x29,75 cm  
4,92"x11,71"  
G-2173



Beyond Ivory Mosaico 2,5x2,5  
29,75x 29,75 cm  
11,71"x11,71"  
G-3756



Beyond Ivory Decor Mosaico 2,5x2,5  
29,75x 29,75 cm  
11,71"x11,71"  
G-3828



detalle mosaico



Milo Beige Moldura  
3,5x29,75 cm  
1,38"x11,71"  
G-2089



Milo Beige Cenefa  
8,8x29,75 cm  
3,46"x11,71"  
G-2147



Milo Beige Zócalo  
12,5x29,75 cm  
4,92"x11,71"  
G-2173



Beyond Beige Mosaico 2,5x2,5  
29,75x 29,75 cm  
11,71"x11,71"  
G-3756

CONTENT OF RECYCLED MATERIAL  
CONTENIDO DE MATERIAL RECICLADO

60%

Series	Format&Thickness	Unit	Boxes/Pallet	m <sup>2</sup> /Pallet	m <sup>2</sup> /Box	Pieces/Box	Kg/Pallet	Kg/Box
Beyond 30X90	29,75x89,46x0,74	m2	40	63,880	1,597	6	910	22,18
Beyond Middle 30X90	29,75x89,46x0,74	m2	36	57,492	1,597	6	830	22,417
Beyond Corner-30	2x29,75	pz	144	15,422	0,107	18	230,4	1,512
Beyond Decor	29,75x89,46x0,74	pz	20	31,94	1,59	6	480	23,13
Beyond Mos. 2,5X2,5	29,75x29,75	m2	36	31,860	0,885	10	401	10,51
Milo Cf.	8,8x29,75	pz	36	16,956	0,41	16	397	10,40
Milo Mold.	3,5x29,75	pz	99	6,237	0,063	6	220	2
Milo Zocalo	12,5x29,75	pz	36	10,728	0,298	8	316	8,40
Main Lista	1,5x89,46	pz	36	8,712	0,242	18	479	12,93



Beyond Beige Decor  
29,75x89,46 cm - G-2281  
11,71"x35,22"



Beyond Turquesa  
29,75x89,46 cm - G-3230  
11,71"x35,22"



Beyond Turquesa Middle  
29,75x89,46 cm - G-3258  
11,71"x35,22"



Beyond Turquesa Decor  
29,75x89,46 cm - G-2281  
11,71"x35,22"



Main Gold - Silver Lista  
1,5x89,46 cm - G-2131  
0,59"x35,22"



Milo Turquesa Moldura  
3,5x29,75 cm - G-2089  
1,38"x11,71"



Milo Turquesa Cenefa  
8,8x29,75 cm - G-2147  
3,46"x11,71"




Milo Turquesa Zócalo  
12,5x29,75 cm - G-2173  
4,92"x11,71"

Special product: Due to hand-manufactured process the caliber and tonality of these borders could vary from one to other. Clean only using neutral PH products. Do not mix pieces from different lots.

Producto especial: Este material se fabrica artesanalmente, por lo que pueden existir pequeñas variaciones en el calibre o en el tono. Usar para la limpieza únicamente productos con PH neutro. No mezclar piezas de diferentes lotes.




Beyond Beige Decor Mosaico 2,5x2,5  
29,75x 29,75 cm - G-3828  
11,71"x11,71"



detalle mosaico



Beyond Turquesa Mosaico 2,5x2,5  
29,75x 29,75 cm - G-3756  
11,71"x11,71"



Beyond Turquesa Decor Mosaico 2,5x2,5  
29,75x 29,75 cm - G-3828  
11,71"x11,71"



detalle mosaico

### Matching floor tiles | Pavimento coordinado



Beyond Ivory\_Beige\_Turquesa Pulido  
59,55x119,3 cm - 23,45"x46,97" - G-3506  
44,63x44,63 cm - 17,57"x17,57" - G-3330

# BRAVE

White Body

Slight Variation

Double Firing

Pasta Blanca

Ligera Variación

Bicocción

MATCHING FLOOR TILES IN FLOOR TILE CATALOGUE  
PAVIMENTO COORDINADO EN EL CATÁLOGO FLOOR TILES



Brave Ivory  
31,7x59,5 cm - 12,48"x23,43"

G-541



Brave Grey  
31,7x59,5 cm - 12,48"x23,43"

G-541



Brave Vison  
31,7x59,5 cm - 12,48"x23,43"

G-541



Brave Ivory Parallel  
31,7x59,5 cm - 12,48"x23,43"

G-551




Brave Grey Parallel  
31,7x59,5 cm - 12,48"x23,43"

G-551



Brave Vison Parallel  
31,7x59,5 cm - 12,48"x23,43"

G-551



Brave Mix Bridge  
31,7x59,5 cm - 12,48"x23,43"

G-571



Brave Ornato\*  
31,7x59,5 cm - 12,48"x23,43"

G-613

\*Brave Ornato consists of 6 different aleatory patterns |  
\*Brave Ornato se compone de 6 decoraciones diferentes aleatorias



Tersa Lista  
1x59,5 cm

G-201



Gaeta Aqua - Grey - Black Lista  
1x59,5 cm

G-251



Moon Gold - Silver - Copper Lista  
1x59,5 cm

G-261

## Matching floor tiles / Pavimento coordinado



Brave Ivory / Grey / Vison Natural  
59,55x59,55 cm - 23,45"x23,45"

G-3146

## Matching PVD tiles / PVD coordinado



Brixton Gold / Silver Parell  
31,7x59,5 cm - 12,48"x23,43"

G-351

Series	Format&Thickness	Unit	Boxes/Pallet	m <sup>2</sup> /Pallet	m <sup>2</sup> /Box	Pieces/Box	Kg/Pallet	Kg/Box
Brave	31,7x59,5x0,95 cm	m <sup>2</sup>	48	45,12	0,94	5	780	15,96
Brave Parallel	31,7x59,5x0,95 cm	m <sup>2</sup>	48	45,12	0,94	5	780	15,96
Brave Ornato	31,7x59,5x0,95 cm	m <sup>2</sup>	48	45,12	0,94	5	780	15,96
Brixton Parallel	31,7x59,5x0,95 cm	pz	48	45,12	0,94	5	865	17,73
Tersa Lista	1x59,5 cm	pz	96	39,74	0,41	70	400	4,02
Gaeta Lista	1x59,5 cm	pz	96	6,91	0,072	12	139	0,96
Moon Lista	1x59,5 cm	pz	96	6,91	0,072	12	106	0,96



Wall: Brave Grey\_Grey Parallel\_Brixton Silver Parallel 31,7x59,5 cm-Moon Silver Lista Floor: Brave Grey Natural 59,55x59,55 cm

# BRICKWORK

Moderate Variation

Double Firing

Digital

Moderada Variación

Bicocción

Digital

MATCHING FLOOR TILES IN FLOOR TILE CATALOGUE  
PAVIMENTO COORDINADO EN EL CATÁLOGO FLOOR TILES



Brickwork Ivory  
20x59,2 cm - 7,9"x23,3"



Brickwork Mix  
20x59,2 cm - 7,9"x23,3"



Brickwork Grey  
20x59,2 cm - 7,9"x23,3"



Brickwork Moka  
20x59,2 cm - 7,9"x23,3"



Brickwork Label Ornato\*  
20x59,2 cm - 7,9"x23,3"



Brickwork Triangle Ornato\*  
20x59,2 cm - 7,9"x23,3"



Brickwork Moka Ornato\*  
20x59,2 cm - 7,9"x23,3"



Demeter Lista  
1x59,2 cm



Niebla Lista  
1,5x59,2 cm



\* Brickwork Moka Ornato is available in 34 different aleatory patterns.  
Brickwork Moka Ornato está disponible en 34 decoraciones diferentes aleatorias.

\* Brickwork Label Ornato is available in 25 different aleatory patterns.  
Brickwork Label Ornato está disponible en 25 decoraciones diferentes aleatorias.

\* Brickwork Triangle Ornato is available in 21 different aleatory patterns.  
Brickwork Triangle Ornato está disponible en 21 decoraciones diferentes aleatorias.

## Matching floor tiles | Pavimento coordinado



Brickwork Grey\_Mix\_Moka Natural  
24,9x100 cm - 9,80"x39,37"



Brickwork Titanium Natural  
24,9x100 cm - 9,80"x39,37"



Wall: Brickwork Grey\_Moka\_Moka Ornato 20x59,2 cm  
Floor: Brickwork Grey Nat. 24,9x100 cm

Series	Format&Thickness	Unit	Boxes/Pallet	m <sup>2</sup> /Pallet	m <sup>2</sup> /Box	Pieces/Box	Kg/Pallet	Kg/Box
Brickwork	20x59,2x1 cm	m <sup>2</sup>	64	68,48	1,07	9	1200	19,61
Demeter Lista	1x59,2 cm	pz	96	39,74	0,41	70	400	4,02
Demeter Lista	1x59,2x0,9 cm	pz	96	39,74	0,41	70	400	4,02
Niebla Lista	1x59,2x0,9 cm	pz	96	39,74	0,41	70	400	4,02



Wall: Brickwork Triangle Omato 20x59,2 cm Floor: Brickwork Grey Natural 24,9x100 cm

# BROOKLYN







Wall: Brooklyn Grey\_Grey Shade 44,63x119,3 cm Floor: Brooklyn Grey Natural 59,55x59,55 cm-Brooklyn Grey Nat. Mosaico 5x5

# BROOKLYN





Wall: Brooklyn Ivory\_Vison\_Ivory Shade\_Vison Shade 44,63x119,3 cm-Altair Gold Lista-Brooklyn Ivory Mos. 2,5x2,5  
Floor: Brooklyn Ivory\_Vison Natural 59,55x59,55 cm-Brooklyn Vison Nat. Mos. 5x5

# BROOKLYN

White Body

Rectified

Moderate Variation

Double Firing

Thickness 0,76 cm

Pasta Blanca

Rectificado

Moderada Variación

Bicocción


Espesor 0,76 cm

MATCHING FLOOR TILES IN FLOOR TILE CATALOGUE  
PAVIMENTO COORDINADO EN EL CATÁLOGO FLOOR TILES



Brooklyn Ivory  
44,63x119,3 cm - 17,57"x46,97"

G-3234



Brooklyn Ivory  
Mosaico 2,5x2,5  
29,75x29,75 cm -  
11,71"x11,71"

G-3756



Brooklyn Ivory Shade  
44,63x119,3 cm - 17,57"x46,97"


G-3264



Brooklyn Decor\*  
44,63x119,3 cm - 17,57"x46,97"

G-2375

\*Brooklyn Decor consists of 12 different aleatory patterns |  
\*Brooklyn Decor se compone de 12 decoraciones diferentes aleatorias



Brooklyn Corner 45  
1,5x44,63 cm -  
0,59"x17,57"

G-2115

Brooklyn Corner is available in all colours of collection |  
Brooklyn Corner está disponibles en todos los colores de la colección

## Matching floor tiles | Pavimento coordinado Matching PVD tiles | PVD coordinado



Brooklyn Ivory / Grey / Vison Natural  
99,55x99,55 cm  
44,63x89,46 cm  
59,55x59,55 cm

G-3372  
G-3250  
G-3250



Markham Gold / Silver Shade  
44,63x119,3 - 17,57"x46,97"

G-2655

CONTENT OF RECYCLED MATERIAL  
CONTENIDO DE MATERIAL RECICLADO


61%

Series	Format&Thickness	Unit	Boxes/Pallet	m <sup>2</sup> /Pallet	m <sup>2</sup> /Box	Pieces/Box	Kg/Pallet	Kg/Box
Brooklyn / Brooklyn Decor	44,63x119,3x0,78 cm	m <sup>2</sup>	24	51,11	2,13	4	800	31,48
Brooklyn Shade	44,63x119,3x0,78 cm	m <sup>2</sup>	24	51,12	2,13	4	850	33,54
Brooklyn Mosaico	29,75x29,75 cm	m <sup>2</sup>	36	28,7	0,797	9	383	10,00
Brooklyn Corner	1,5x44,63 cm	pz	36	2,412	0,067	10	91	1,90
Altair Lista	1x119,3 cm	pz	15	5,37	0,358	30	97	5,50
Strato Lista	1x119,3 cm	pz	36	44,67	1,241	104	455	12,00
Eclectic	20,2x25 cm	pz	32	9,69	0,303	6	193	5,302



Brooklyn Grey  
44,63x119,3 cm - 17,57"x46,97"

G-3234



Brooklyn Grey  
Mosaico 2,5x2,5  
29,75x29,75 cm -  
11,71"x11,71"

G-3756



Brooklyn Grey Shade  
44,63x119,3 cm - 17,57"x46,97"

G-3264



Brooklyn Vison  
44,63x119,3 cm - 17,57"x46,97"

G-3234



Brooklyn Vison  
Mosaico 2,5x2,5  
29,75x29,75 cm -  
11,71"x11,71"

G-3756



Brooklyn Vison Shade  
44,63x119,3 cm - 17,57"x46,97"

G-3264



Eclectic Gold  
20,2x25 cm -  
7,95"x9,84"

G-2303



Eclectic Silver  
20,2x25 cm -  
7,95"x9,84"

G-2303

Altair Gold - Silver Lista  
1x119,3 cm - 0,39"x46,97"

G-2131

Strato Plata Mate Lista  
1x119,3 cm - 0,39"x46,97"

G-2087

# BUILD

White Body

Rectified

High Variation

Double Firing

Thickness 0,74 cm

Pasta Blanca

Rectificado

Contraste de Tonalidad

Bicocción

Espesor 0,74 cm

MATCHING FLOOR TILES IN FLOOR TILE CATALOGUE  
PAVIMENTO COORDINADO EN EL CATÁLOGO FLOOR TILES



Build Ivory  
29,75x89,46 cm - 11,71"x35,22"

G-3230



Build Grey  
29,75x89,46 cm - 11,71"x35,22"

G-3230



Build Ivory Effect  
29,75x89,46 cm - 11,71"x35,22"

G-3258




Build Grey Effect  
29,75x89,46 cm - 11,71"x35,22"

G-3258




Build Vison  
29,75x89,46 cm - 11,71"x35,22"

G-3230



Build Ivory Mosaico 2,5x2,5  
29,75x29,75 cm  
11,71"x11,71"

G-3756




Build Grey Mosaico 2,5x2,5  
29,75x29,75 cm  
11,71"x11,71"

G-3756



Build Vison Effect  
29,75x89,46 cm - 11,71"x35,22"

G-3258



Build Vison Mosaico 2,5x2,5  
29,75x29,75 cm  
11,71"x11,71"

G-3756



Build Corner 30\*  
2x29,75 cm  
0,79"x11,71"

G-2085



\*Side View Corner 30,  
Perfil Corner 30

\* available in all colours of collection /  
disponible en todos los colores de la colección



Effect Silver Lista  
3x89,46 cm - 1,18"x35,22"

G-2173



Main Gold - Silver - Walnut - Grey Lista  
1,5x89,46 cm - 0,59"x35,22"


G-2131



Vita Mate Lista  
1,5x89,46 cm - 0,59"x35,22"

G-2091

## Matching floor tiles / Pavimento coordinado



Build Ivory\_Grey\_Vison Natural  
89,46x89,46 cm - 35,22"x35,22"  
44,63x89,46 cm - 17,57"x35,22"  
29,75x59,55 cm - 11,71"x23,44"

G-3372  
G-3194  
G-3178

Build Ivory\_Grey\_Vison Lappato  
44,63x89,46 cm - 17,57"x35,22"

G-3234

## PVD coordinado



Neutral Silver Effect  
29,75x89,46 cm -  
11,71"x35,22"

G-2465

CONTENT OF RECYCLED MATERIAL  
CONTENIDO DE MATERIAL RECICLADO

64%

Series	Format&Thickness	Unit	Boxes/Pallet	m <sup>2</sup> /Pallet	m <sup>2</sup> /Box	Pieces/Box	Kg/Pallet	Kg/Box
Build 30x90	29,75x89,46x0,74	m <sup>2</sup>	40	63,88	1,597	6	900	21,925
Build Effect 30x90	29,75x89,46x0,74	m <sup>2</sup>	36	57,492	1,597	6	855,932	23,137
Build Corner-30	2x29,75	pz	144	15,408	0,107	18	302,864	2,006
Build Mosaico 2,5x2,5	29,75x29,75	m <sup>2</sup>	36	31,86	0,885	10	671,18	18,255
Effect Lista	3x89,46	pz	36	8,712	0,242	9	166	4,23
Vita Lista	1,50x89,46	pz	36	48,312	1,342	100	380,55	10,18
Main Lista	1,5x89,46	pz	36	8,712	0,242	18	185	12,93




Wall: Build Ivory\_Ivory Effect\_Grey 29,75x89,46 cm Floor: Build Grey Natural 29,75x59,55 cm-Build Grey Mosaico 5x5

# BULDER

Slight Variation    Double Firing    Digital  
 Ligera Variación    Bicocción    Digital

MATCHING FLOOR TILES IN FLOOR TILE CATALOGUE  
 PAVIMENTO COORDINADO EN EL CATÁLOGO FLOOR TILES



Unique White  
 25,1x75,6 cm - 9,9"x29,76"    G-550



Bulder Ambar Random  
 25,1x75,6 cm - 9,9"x29,76"    G-574



Bulder Nacar Random  
 25,1x75,6 cm - 9,9"x29,76"    G-550



Bulder Grey Random  
 25,1x75,6 cm - 9,9"x29,76"    G-574

Halo Grey Lista  
 1,5x75,6 cm - 0,69"x29,76"    G-300

Halo Black Lista  
 1,5x75,6 cm - 0,69"x29,76"    G-300

Halo Beige Lista  
 1,5x75,6 cm - 0,69"x29,76"    G-300

Matex Lista  
 1,5x75,6 cm - 0,69"x29,76"    G-200



Bulder Grey Iris \*  
 25,1x75,6 cm - 9,9"x29,76"    G-357

## Matching floor tiles / Pavimento coordinado



Bulder Nacar / Ambar / Grey Gres  
 49,1x49,1 cm - 19,33"x19,33"    G-900



Wall: Bulder Grey Random 25,1x75,6 cm    Floor: Bulder Nacar Gres 49,1x49,1 cm

Series	Format&Thickness	Unit	Boxes/Pallet	m <sup>2</sup> /Pallet	m <sup>2</sup> /Box	Pieces/Box	Kg/Pallet	Kg/Box
Bulder Random	25,1x75,6X1 cm	m <sup>2</sup>	45,00	59,85	1,33	7,00	1060,12	23,25
Unique White	25x75,6x1 cm	m <sup>2</sup>	45	59,25	1,33	7	1144	25,112
Halo Lista	1,5x75,6 cm	pz	40	6,36	0,16	14	142	3,20
Matex Lista	1,5x75,6 cm	pz	40	50,60	1,27	112	439	10,61



# ENIGMA

Slight Variation

Double Firing

Digital

Ligera Variación

Bicocción

Digital



Corten Nácar  
20x59,2 cm G-490  
7,9"x23,3"



Enigma Ivory  
20x59,2 cm G-490  
7,9"x23,3"



Enigma Beige  
20x59,2 cm G-515  
7,9"x23,3"



Enigma Mix  
20x59,2 cm G-515  
7,9"x23,3"



Enigma Titanium  
20x59,2 cm G-574  
7,9"x23,3"



Enigma Gold  
20x59,2 cm G-355  
7,9"x23,3"



Symbol Cenefa  
6,5x20 cm G-240  
2,55"x7,9"



Symbol Gold Cenefa  
6,5x20 cm G-280  
2,55"x7,9"




Enigma Gold Cenefa  
6,5x20 cm G-310  
2,55"x7,9"



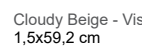
Symbol Zócalo  
14x20 cm G-280  
5,51"x7,9"



Symbol Gold Zócalo  
14x20 cm G-340  
5,51"x7,9"



Symbol Gold Moldura  
3x20 cm G-230  
1,18"x7,9"



Cloudy Beige - Visón Lista  
1,5x59,2 cm G-290

Special product: Due to hand-manufactured process the caliber and tonality of these borders could vary from one to other. Clean only using neutral PH products. Do not mix pieces from different lots.

Producto especial: Este material se fabrica artesanalmente, por lo que pueden existir pequeñas variaciones en el calibre o en el tono. Usar para la limpieza únicamente productos con PH neutro. No mezclar piezas de diferentes lotes.

## Matching floor tiles / Pavimento coordinado



Valmont Haya / Ceniza / Nogal Natural\_Logger Maple / Oak / Walnut Natural  
15,7x59,2 cm - 6,18"x23,31"  
Lord Oak Natural  
59,2x59,2 cm - 23,31"x23,31"

G-3142

G-3132

Series	Format&Thickness	Unit	Boxes/Pallet	m <sup>2</sup> /Pallet	m <sup>2</sup> /Box	Pieces/Box	Kg/Pallet	Kg/Box
Corten	20x59,2x0,95 cm	m <sup>2</sup>	64	68,48	1,07	9	1270	19,61
Enigma / Mix / Titanium	20x59,2x0,95 cm	m <sup>2</sup>	64	68,480	1,070	9	1200	18,51
Enigma Gold	20x59,2x0,95 cm	pz	48	28,416	0,592	5	518	10,44
Symbol Moldura	3x20 cm	pz	64	13,056	0,204	34	334,25	5,004
Symbol Cenefa	6,5x20 cm	pz	64	16,640	0,260	20	366,512	5,508
Symbol Zócalo	14x20 cm	pz	75	23,100	0,308	11	569,45	7,406
Enigma Cenefa	6,5x20 cm	pz	48	14,97	0,312	24	278,4	5,51

# CAMPER

White Body

Slight Variation

Digital

Thickness 0,74 cm

Pasta Blanca

Ligera Variación

Digital

Espesor 0,74 cm

MATCHING FLOOR TILES IN FLOOR TILE CATALOGUE  
PAVIMENTO COORDINADO EN EL CATÁLOGO FLOOR TILES



Camper White  
29,75x99,55 cm - 11,71"X39,19"

G-571



Camper Ash  
29,75x99,55 cm - 11,71"X39,19"

G-571



Camper White Gilt  
29,75x99,55 cm - 11,71"X39,19"

G-581



Camper Ash Gilt  
29,75x99,55 cm - 11,71"X39,19"

G-581



Camper Ornato  
29,75x99,55 cm - 11,71"X39,19"

G-617

Camper Ornato consists of 4 different aleatory patterns  
Camper Ornato se compone de 4 decoraciones diferentes aleatorias



Camper Savanna  
29,75x99,55 cm - 11,71"X39,19"

G-571



\*Side View Corner 30  
Perfil Corner 30

Camper Corner 30

1,5x29,75 cm -  
0,59"x11,71"

G-330 Camper Corner is available in all colours of collection  
Camper Corner está disponibles en todos los colores de la colección



Camper Savanna Gilt  
29,75x99,55 cm - 11,71"X39,19"


G-581

Geneva Gold - Silver - Copper Lista  
1x99,55 cm

G-291

Reid Plata Mate Lista  
1x99,55 cm

G-261




Camper White Mosaico 2,5x2,5  
29,75x29,75 cm

G-618



Camper Ash Mosaico 2,5x2,5  
29,75x29,75 cm

G-618



Camper Savanna Mosaico 2,5x2,5  
29,75x29,75 cm

G-618

Series	Format&Thickness	Unit	Boxes/Pallet	m <sup>2</sup> /Pallet	m <sup>2</sup> /Box	Pieces/Box	Kg/Pallet	Kg/Box
Camper	29,75x99,55x0,78 cm	m <sup>2</sup>	44	78,32	1,780	6	1100	24,61
Camper Gilt	29,75x99,55x0,78 cm	m <sup>2</sup>	44	65,12	1,480	5	950	21,21
Glimpse Gilt	29,75x99,55x0,78 cm	m <sup>2</sup>	21	24,78	1,18	4	366	16,60
Camper Corner	1,5x29,75 cm	pz	36	3,85	0,107	24	100	2,4
Geneva Lista	1x99,55 cm	pz	15	4,49	0,299	30	86	4,81
Reid Lista	1x99,55 cm	pz	15	15,52	1,035	104	166	10,13
Camper Mos. 2,5x2,5	29,75x29,75 cm	pz	36	28,69	0,797	9	342	9,40

**Matching floor tiles / Pavimento coordinado**



Camper White / Ash / Savanna Natural  
24,75x99,55 cm - 9,74"x39,19"



**Matching PVD tiles / PVD coordinado**



Glimpse Gold / Silver Gilt  
29,75x99,55 cm - 11,71"x39,19" G-349



Wall: Camper White\_White Gilt\_Ash Gilt 29,75x99,55 cm Floor: Camper White Nat. 24,75x99,55 cm

# CARPET

High Variation

Double Firing

Digital

Thickness 0,85 cm

Contraste de Tonalidad

Bicoccción

Digital


Espesor 0,85 cm

MATCHING FLOOR TILES IN FLOOR TILE CATALOGUE  
PAVIMENTO COORDINADO EN EL CATÁLOGO FLOOR TILES




Town Ivory  
25,1x75,6 - 9,9"x29,76"

G-540



Town Grey  
25,1x75,6 - 9,9"x29,76"

G-540



Paint White  
7,4x29,75 cm - 2,91"x11,71"

G-510



Carpet Sand  
25,1x75,6 - 9,9"x29,76"

G-550



Carpet Sand Hill  
25,1x75,6 - 9,9"x29,76"

G-574



Carpet Sand\*  
7,4x29,75 cm - 2,91"x11,71"

G-552



Carpet Vestige  
25,1x75,6 - 9,9"x29,76"

G-550



Carpet Vestige Hill  
25,1x75,6 - 9,9"x29,76"

G-574



Carpet Vestige\*  
7,4x29,75 cm - 2,91"x11,71"

G-552

\* Price per piece  
Precio por pieza



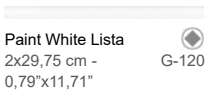
Central Gold Lista  
1,5x75,6 - 0,45"x29,76"

G-310



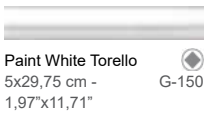
Carpet Cenefa  
5x75,6 - 1,97"x29,76"

G-350



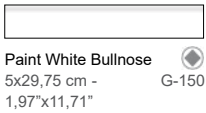
Paint White Lista  
2x29,75 cm - 0,79"x11,71"

G-120



Paint White Torello  
5x29,75 cm - 1,97"x11,71"

G-150



Paint White Bullnose  
5x29,75 cm - 1,97"x11,71"

G-150



A



B



C

Carpet Decor A-B-C Hill\*  
25,1x75,6 - 9,9"x29,76"

G-357

Special Product: Due to hand-manufactured process the caliber and tonality of these borders could vary from one to other. Clean only using neutral PH products. Do not mix pieces from different lots.

Producto Especial: Este material se fabrica artesanalmente, por lo que pueden existir variaciones en el calibre o en el tono. Usar para su limpieza únicamente productos con PH neutro. No mezclar piezas de diferentes lotes.

\*Carpet 7,5x30 cm consists of 88 different aleatory patterns |

\*Carpet 7,5x30 cm se compone de 88 decoraciones diferentes aleatorias

Series	Format&Thickness	Unit	Boxes/Pallet	m <sup>2</sup> /Pallet	m <sup>2</sup> /Box	Pieces/Box	Kg/Pallet	Kg/Box
Carpet/Town	25,1x75,6x1 cm	m <sup>2</sup>	45	59,85	1,33	7	1100	24,11
Carpet Hill	25,1x75,6x1 cm	m <sup>2</sup>	45	59,85	1,33	7	1049	23,00
Carpet CF	5x75,6 cm	pz	40	12,08	0,30	8	234	5,5
Carpet Decor A,B,C Hill	25,1x75,6x1 cm	pz	13	14,81	1,14	6	290	21,13
Central Gold Lista	1,5x75,6 cm	pz	40	51	0,154	14	134	3,01
Paint / Carpet	7,4x29,75x0,85 cm	m <sup>2</sup>	54	54,54	1,01	46	860	15,47
Paint Lista	2x29,75 cm	pz	144	15,41	0,107	18	317	2,04
Paint Torello	5x29,75 cm	pz	36	10,26	0,285	19	240	6,03
Paint Bullnose	5x29,75 cm	pz	36	10,26	0,285	19	240	6,03

## Matching floor tiles / Pavimento coordinado



Carpet Sand / Vestige Natural  
100x100 cm - 39,37"x39,37" G-3234  
50x100 cm - 19,68"x39,37" G-3154  
59,2x59,2 cm - 23,31"x23,31" G-3154

District Ivory Natural  
59,2x59,2 cm - 23,31"x23,31" G-3132



Wall: Carpet Sand Hill A-B-C 25,1x75,6 cm-Sonar Ice 11x89,46 cm

# CAYENNE

White Body

Rectified

High Variation

Double Firing

Thickness 0,74 cm

Pasta Blanca

Rectificado

Contraste de Tonalidad

Bicocción

Espesor 0,74 cm



Cayenne Ivory  
29,75x89,46 cm - 11,71"x35,22"

G-3230



Cayenne Beige Rigato  
29,75x89,46 cm - 11,71"x35,22"

G-3258



Cayenne Ivory Rigato  
29,75x89,46 cm - 11,71"x35,22"

G-3258




Cayenne Ivory Mosaico 5x5  
29,75x29,75 cm  
11,71"x11,71"

G-3700




Cayenne Ivory Rigato Mosaico 5x5  
29,75x29,75 cm  
11,71"x11,71"

G-3700



Main Gold - Silver - Walnut - Grey Lista  
1,5x89,46 cm - 0,59"x35,22"

G-2131



Rail Walnut Lista  
2x89,46 cm - 0,79"x35,22"

G-2143




Vita Mate Lista  
1,5x89,46 cm - 0,79"x35,22"

G-2091



Cayenne Beige Rigato Mosaico 5x5  
29,75x29,75 cm  
11,71"x11,71"

G-3700



Cayenne Ivory Decor Mosaico 5x5  
29,75x29,75 cm  
11,71"x11,71"

G-3756



Cayenne Corner 30\*  
2x29,75 cm  
0,79"x11,71"

G-2085

\* available in all colours of collection /  
disponible en todos los colores de la colección

## Matching PVD tiles / PVD coordinado



Neutral Gold / Silver / Copper Rigato  
29,75x89,46 cm - 11,71"x35,22"

G-2465

Series	Format&Thickness	Unit	Boxes/Pallet	m <sup>2</sup> /Pallet	m <sup>2</sup> /Box	Pieces/Box	Kg/Pallet	Kg/Box
Cayenne 30x90	29,75x89,46x0,74	m <sup>2</sup>	40	63,88	1,597	6	920	22,57
Cayenne Rigato 30x90	29,75x89,46x0,74	m <sup>2</sup>	36	57,492	1,597	6	794	21,58
Cayenne Corner-30	2x29,75	pz	144	15,408	0,107	18	232,88	1,52
Cayenne Mos-Mos Rig/Mos Decor	29,75x29,75	m <sup>2</sup>	36	31,86	0,885	10	392,18	10,505
Main Lista	1,5x89,46	pz	36	8,712	0,242	18	185	12,93
Vita Lista	1,5x89,46	pz	36	48,31	1,34	100	380,55	10,18
Rail Lista	2x89,46	pz	36	54,11	1,503	84	946	25,634

# DIXON

White Body

Slight Variation

Double Firing

Digital


Pasta Blanca

Ligera Variación

Bicocción

Digital

MATCHING FLOOR TILES IN FLOOR TILE CATALOGUE  
PAVIMENTO COORDINADO EN EL CATÁLOGO FLOOR TILES



Dixon Ivory  
25,2x75,9 cm - 9,88"x29,76"

G-541



Dixon Noce  
25,2x75,9 cm - 9,88"x29,76"

G-541



Dixon Ivory Tuck  
25,2x75,9 cm - 9,88"x29,76"

G-551




Dixon Noce Tuck  
25,2x75,9 cm - 9,88"x29,76"

G-551



Dixon Ornato  
25,2x75,9 cm - 9,88"x29,76"

G-571



Seki White\_Pearl\_Black Lista  
1,5x75,9 cm

G-301



Alloy Lista  
1,5x75,9 cm

G-201



Finir Gold\_Silver\_Copper Lista  
1x75,9 cm

G-291

## Matching floor tiles / Pavimento coordinado



Dixon Ivory / Noce Natural  
31,6x59,2 cm - 12,44"x23,31"

G-3114

## Matching PVD tiles / PVD coordinado



Polar Gold / Silver / Copper Tuck  
25,2x75,9 cm - 9,88"x29,76"

G-349

Series	Format&Thickness	Unit	Boxes/Pallet	m²/Pallet	m²/Box	Pieces/Box	Kg/Pallet	Kg/Box
Dixon	25,2x75,9x0,97 cm	m²	45	60,30	1,34	7	1050	23
Dixon Tuck	25,2x75,9x0,97 cm	m²	45	60,30	1,34	7	1050	23
Dixon Ornato	25,2x75,9x0,97 cm	m²	45	60,30	1,34	7	1050	23
Polar Gold-silver-Copper Tuck	25,2x75,9 cm	pz	13	17,41	1,34	7	310	22,70
Seki lista	1,5x75,9 cm	pz	40	9,56	0,24	14	150	3,40
Alloy lista	1,5x75,9 cm	pz	40	51	1,28	112	439	10,62
Finir lista	1x75,9 cm	pz	40	8,16	0,20	27	190	4,41

# CLINKER

Moderate Variation

Double Firing

Digital

Moderada Variación

Bicocción

Digital

MATCHING FLOOR TILES IN FLOOR TILE CATALOGUE  
PAVIMENTO COORDINADO EN EL CATÁLOGO FLOOR TILES



Clinker Ivory  
31,6x59,2 cm - 12,4"x23,3"

G-540



Clinker Beige  
31,6x59,2 cm - 12,4"x23,3"

G-540



Clinker Grey  
31,6x59,2 cm - 12,4"x23,3"

G-540



Clinker Ornato  
31,6x59,2 cm - 12,4"x23,3"

G-574



Clinker Beige Decor  
31,6x59,2 cm - 12,4"x23,3"

G-280



Clinker Grey Decor  
31,6x59,2 cm - 12,4"x23,3"

G-280

Demeter Lista  
1x59,2 cm

G-130

Niebla Negro Lista  
1,5x59,2 cm

G-290

Niebla Grey Lista  
1,5x59,2 cm

G-290

## Matching floor tiles / Pavimento coordinado



Clinker Ivory / Beige / Vison / Grey / Antracita Natural  
59,2x59,2cm - 23,45"x23,45" G-3132  
31,6x59,2cm - 12,44"x23,45" G-3114

Clinker Ivory / Beige / Vison / Grey / Antracita Non-Slip  
31,6x59,2cm - 12,44"x23,45" G-3138



Wall: Clinker Ornato 31,6x59,2 cm Floor: Clinker Grey Natural 59,2x59,2 cm

Series	Format&Thickness	Unit	Boxes/Pallet	m <sup>2</sup> /Pallet	m <sup>2</sup> /Box	Pieces/Box	Kg/Pallet	Kg/Box
Clinker	31,6x59,2x1 cm	m <sup>2</sup>	48	45,12	0,94	5	849,92	17,42
Clinker Ornato	31,6x59,2x1 cm	m <sup>2</sup>	48	45,12	0,94	5	865,04	17,73
Clinker Decor	31,6x59,2x1 cm	pz	48	45,12	0,94	5	849,92	17,42
Demeter Lista	1x59,2 cm	pz	96	39,74	0,41	70	400,40	4,03
Niebla Lista	1,5x59,2 cm	pz	96	10,27	0,10	10	228	2,22



# COCONUT

Moderate Variation


Double Firing

Digital

Moderada Variación

Bicocción

Digital



Solid Blanco  
25,1x75,6 cm - 9,9"x29,76"

G-540

Matex Lista  
1,5x75,6 cm

G-200



Coconut White Focus  
25,1x75,6 cm - 9,9"x29,76"

G-574



Coconut Brown Focus  
25,1x75,6 cm - 9,9"x29,76"

G-574

Series	Format&Thickness	Unit	Boxes/Pallet	m <sup>2</sup> /Pallet	m <sup>2</sup> /Box	Pieces/BoxKg/Pallet	Kg/Box
Coconut Focus	25,1x75,6x1 cm	m <sup>2</sup>	45	59,85	1,33	7 1000	22,22
Solid	25,1x75,6x1 cm	m <sup>2</sup>	45	59,85	1,33	7 1144	25,11
Matex Lista	1,5x75,6 cm	pz	40	50,8	1,27	112 439	10,61

# CORTEN

Moderate Variation

Double Firing

Moderada Variación

Bicocción



Corten Nácar  
20x59,2 cm - 7,9"x23,3"

G-490



Corten Grafito  
20x59,2 cm - 7,9"x23,3"

G-515



Corten Acero Listone  
20x59,2 cm - 7,9"x23,3"

G-580



Corten Óxido Listone  
20x59,2 cm - 7,9"x23,3"

G-550



Corten Grafito Listone  
20x59,2 cm - 7,9"x23,3"

G-550

Demeter Lista  
1x59,2 cm

G-130


Series	Format&Thickness	Unit	Boxes/Pallet	m <sup>2</sup> /Pallet	m <sup>2</sup> /Box	Pieces/Box	Kg/Pallet	Kg/Box
Corten/ Corten Listone	20x59,2x0,95	m <sup>2</sup>	64	64,48	1,07	9	1269	19,61
Demeter Lista	1x59,2	pz	96	39,74	0,41	70	400	4,02

# COOL


Uniform Appearance Double Firing

Aspecto Uniforme

Bicocción



Art White  
20x20 cm  
7,9"x7,9"



Art Corner White  
2x20 cm  
G-130



Art Black  
20x20 cm  
7,9"x7,9"



Art Corner Black  
2x20 cm  
G-130



Art Silver  
20x20 cm  
7,9"x7,9"



Art Corner Silver  
2x20 cm  
G-210



Cool White\*  
20x20 cm  
7,9"x7,9"



Cool Black\*  
20x20 cm  
7,9"x7,9"



Trend Silver\*  
20x20 cm  
7,9"x7,9"



Cool White Lista  
2x20 cm  
0,79"x7,9"

Cool White  
Ang.Lista  
2x2 cm  
G-190

Cool White Moldura  
2,5x20 cm  
0,98"x7,9"

Cool White Bordura  
5x20 cm  
1,97"x7,9"

Cool White  
Ang.Bord.  
5x3 cm  
G-190

Cool White Zocalo  
15x20 cm  
5,9"x7,9"

Trend Silver Lista  
2x20 cm  
0,79"x7,9"

Trend Silver  
Ang.Lista  
2x2 cm  
G-210

Trend Silver Mold.  
2,5x20 cm  
0,98"x7,9"


Trend Silver Bordura  
5x20 cm  
1,97"x7,9"

Trend Silver  
Angulo Bord.  
5x3 cm  
G-210

Trend Silver Zoc.  
15x20 cm  
5,9"x7,9"

\* Cool and Trend are available in 5 different aleatory reliefs.  
Cool y Trend están disponibles en 5 relieves diferentes y aleatorios.


## Matching floor tiles / Pavimento coordinado




Primary White / Black Natural  
29,75x29,75 cm -  
11,71"x11,71"



G-3142




Sincro Blanco / Negro Natural  
31,6x31,6 cm -  
12,44"x12,44"



G-870/880

\* Matching floor tiles. We recommend to lay this product with a 2 mm grout.  
Pavimento de igualación. Se recomienda colocar este producto con una junta de separación de 2 mm.


Series	Format&Thickness	Unit	Boxes/Pallet	m <sup>2</sup> /Pallet	m <sup>2</sup> /Box	Pieces/Box	Kg/Pallet	Kg/Box
Art	20x20x0,65 cm	m <sup>2</sup>	100	100	1,000	25	1.279	12,65
Cool	20x20x0,65 cm	m <sup>2</sup>	100	84	0,840	21	1120	11,06
Art Silver	20x20 cm	pz	50	40	0,800	21	547	10,67
Trend Silver	20x20 cm	pz	75	54	0,720	18	764	9,99
Art Corner	20x20 cm	pz	48	11,52	0,24	60	206	4,008
Cool Lista	2x20 cm	pz	64	15,360	0,240	60	301	4,48
Cool Mold	2'5x20 cm	pz	64	24	0,38	75	367	5,50
Cool Bord	5x20 cm	pz	48	17,280	0,360	36	237	4,65
Cool Zocalo	15x20 cm	pz	75	38,250	0,510	17	528	6,85




Wall: Cool Black 20x20 cm

# CRAYON


White Body    Slight Variation    Double Firing    Digital  
 Pasta Blanca    Ligera Variación    Bicocción    Digital



Crayon White  
20,2x59,5 cm - 7,95"x23,44"    G-511



Crayon Ivory  
20,2x59,5 cm - 7,95"x23,44"    G-511



Crayon Pink  
20,2x59,5 cm - 7,95"x23,44"    G-511




Crayon White Marlin  
20,2x59,5 cm - 7,95"x23,44"    G-521




Crayon Ivory Marlin  
20,2x59,5 cm - 7,95"x23,44"    G-521



Crayon Pink Marlin  
20,2x59,5 cm - 7,95"x23,44"    G-521



Crayon Blue  
20,2x59,5 cm - 7,95"x23,44"    G-511



Crayon Green  
20,2x59,5 cm - 7,95"x23,44"    G-511



Crayon Decor  
20,2x59,5 cm - 7,95"x23,44"    G-338



Crayon Blue Marlin  
20,2x59,5 cm - 7,95"x23,44"    G-521



Crayon Green Marlin  
20,2x59,5 cm - 7,95"x23,44"    G-521



Moon Gold - Silver - Copper Lista  
1x59,5 cm    G-261



Gaeta Aqua - Grey - Black Lista  
1x59,5 cm    G-251



Tersa Lista  
1x59,5 cm    G-201

## Matching floor tiles | Pavimento coordinado



Brave Ivory / Grey / Vison Natural  
59,55x59,55 cm - 23,45"x23,45"    G-3146



Camper White / Ash / Savanna Natural  
24,75x99,55 cm - 9,74"x39,19"    G-3170

Series	Format&Thickness	Unit	Boxes/Pallet	m <sup>2</sup> /Pallet	m <sup>2</sup> /Box	Pieces/Box	Kg/Pallet	Kg/Box
Crayon	20,2x59,5x0,95 cm	m <sup>2</sup>	64	69,12	1,08	9	1150	17,73
Crayon Marlin	20,2x59,5x0,95 cm	m <sup>2</sup>	64	69,12	1,08	9	1150	17,73
Crayon Decor	20,2x59,5x0,95 cm	pz	48	28,85	0,601	5	505	10,20
Tersa Lista	1x59,5 cm	pz	96	40,03	0,417	70	400	4,02
Moon Lista	1x59,5 cm	pz	96	6,91	0,072	12	106	0,96
Gaeta Lista	1x59,5 cm	pz	96	6,91	0,072	12	139	1,30



Wall: Crayon White Marlin 20,2x59,5 cm-Venezia Elysee Lappato 29,75x29,75 cm Floor: Venezia Elysee Lappato 29,75x29,75 cm

# DELICE

Slight Variation

Double Firing

Digital

Ligera Variación

Bicocción

Digital



Delice White  
20x59,2 cm G-490  
7,9"x23,3"



Delice Coral  
Ornato G-515  
20x59,2 cm  
7,9"x23,3"



Delice Aqua  
Ornato G-515  
20x59,2 cm  
7,9"x23,3"



Delice Coral  
Cenefa G-220  
10x20 cm



Seduce Coral  
Lista G-220  
3x20 cm



Seduce Aqua  
Lista G-220  
3x20 cm



Seduce Coral  
Cenefa G-240  
6x20 cm



Seduce Aqua  
Cenefa G-240  
6x20 cm



Seduce Coral  
Zócalo G-290  
20x20 cm




Seduce Aqua  
Zócalo G-290  
20x20 cm




Wall: Delice White\_Coral Ornato 20x59,2 cm-Seduce Coral Cf.  
Floor: Branch Oak Natural 15,7x59,2 cm

## Matching floor tiles / Pavimento coordinado



Valter Blanco  
31,6x59,2 - 12,44"x23,31"



Sensation Beige  
31,6x59,2 - 12,44"x23,31"



Sensation Cielo\_Acero  
31,6x59,2 - 12,44"x23,31"



G-890



Branch Maple\_Oak Natural  
15,7x59,2-6,18"x23,31"



G-3142

## Series

	Format & Thickness	Unit	Boxes/Pallet	m²/Pallet	m²/Box	Pieces/Box	Kg/Pallet	Kg/Box
Delice White	20x59,2x0,95	m²	64	68,48	1,070	9	1269,17	19,61
Delice Ornato	20x59,2x0,95	m²	64	68,48	1,070	9	1269,17	19,61
Delice Cf.	10x20 cm	pz	48	24,00	0,500	25	349,90	6,99
Seduce Cf.	6x20 cm	pz	48	9,79	0,204	17	206,048	4,00
Seduce Lista	3x20 cm	pz	64	13,05	0,204	34	301,61	4,49
Seduce Zócalo	20x20 cm	pz	60	21,60	0,360	9	434,12	7,00

# DRESS

Slight Variation

Double Firing

Digital

Ligera Variación

Bicocción

Digital



**Dress Crema**  
25,1x75,6 cm  
9,9"x29,76"



**Dress Trace**  
25,1x75,6 cm  
9,9"x29,76"



**Quart Decor**  
25,1x75,6 cm  
9,9"x29,76"



**Dress Noce**  
25,1x75,6 cm  
9,9"x29,76"



**Mesmer Lista**  
3x25,1 cm



**Mesmer Cenefa**  
8x25,1 cm



**Mesmer Zócalo**  
18x25,1 cm



## Matching floor tiles / Pavimento coordinado



**Touch Crema / Noce**  
42,6x42,6 cm - 16,77"x16,77"



Wall: Dress Crema\_Quart Decor\_Noce\_Trace 25,1x75,6 cm-Mesmer Lista\_Cf\_Zoc.  
Floor: Touch Crema\_Noce 42,6x42,6 cm

Series	Format&Thickness	Unit	Boxes/Pallet	m <sup>2</sup> /Pallet	m <sup>2</sup> /Box	Pieces/Box	Kg/Pallet	Kg/Box
Dress / Dress Trace	25,1x75,6x1 cm	m <sup>2</sup>	45	59,85	1,33	7	1129	24,78
Quart Decor	25,1x75,6x1 cm	m <sup>2</sup>	45	59,85	1,33	7	1049	22,99
Mesmer Cenefa	8x25,1 cm	pz	64	15,42	0,241	12	366	5,50
Mesmer Lista	3x25,1 cm	pz	64	11,58	0,181	24	300	4,47
Mesmer Zócalo	18x25,1 cm	pz	88	19,89	0,23	5	408	4,47

# ELARA







Wall: Elara White\_Elara White Lux\_Elara Ivory\_Elara Ornato 25,2x75,9 cm

Floor: Camper Ash Natural 24,75x99,55 cm

# ELARA

White Body

Slight Variation

Double Firing

Digital

Pasta Blanca

Ligera Variación

Bicoción

Digital



Elara White  
25,2x75,9 cm - 9,92"x29,88"  
G-541



Elara White Lux  
25,2x75,9 cm - 9,92"x29,88"  
G-551



Elara White  
7,4x29,75 cm - 2,91"x11,71"  
G-552



Elara Ivory  
25,2x75,9 cm - 9,92"x29,88"  
G-541



Elara Ivory Lux  
25,2x75,9 cm - 9,92"x29,88"  
G-551



Elara Ivory  
7,4x29,75 cm - 2,91"x11,71"  
G-552



Elara Grey  
25,2x75,9 cm - 9,92"x29,88"  
G-541



Elara Grey Lux  
25,2x75,9 cm - 9,92"x29,88"  
G-551



Elara Grey  
7,4x29,75 cm - 2,91"x11,71"  
G-552



Elara Ornato  
25,2x75,9 cm - 9,92"x29,88"  
G-571

Elara Ornato consists of 8 different aleatory patterns  
Elara Ornato se compone de 8 decoraciones diferentes aleatorias




Finir Gold - Silver - Copper Lista  
1x75,9 cm  
G-291

## Matching floor tiles / Pavimento coordinado



Camper White / Ash / Savanna Natural  
24,75x99,55 cm - 9,74"x39,19"  
G-3170

## Matching PVD tiles / PVD coordinado



Pyrus Gold / Silver Lux  
25,2x75,9 cm - 9,92"x29,88"  
G-348

Series	Format&Thickness	Unit	Boxes/Pallet	m <sup>2</sup> /Pallet	m <sup>2</sup> /Box	Pieces/Box	Kg/Pallet	Kg/Box
Elara	25,2x75,9x0,97 cm	m <sup>2</sup>	45	60,30	1,34	7	1051	23,01
Elara Lux	25,2x75,9x0,97 cm	m <sup>2</sup>	45	60,30	1,34	7	1051	23,01
Elara Ornato	25,2x75,9x0,97 cm	m <sup>2</sup>	45	60,30	1,34	7	1051	23,01
Elara Bricket	7,4x29,75x0,85 cm	m <sup>2</sup>	54	54,54	1,01	46	860	15,47
Pyrus Lux	25,2x75,9x0,97 cm	pz	13	17,42	1,34	7	305	22,34
Finir Lista	1x75,9 cm	pz	40	8,16	0,20	27	190	4,41



Wall: Elara Ivory 7,4x29,75 cm

# ELEGY

Slight Variation


Double Firing

Digital

Ligera Variación


Bicocción

Digital



Angel Blanco  
31,6x59,2 cm  
12,4"x23,3"

G-540



Angel Crema  
31,6x59,2 cm  
12,4"x23,3"

G-540



Elegy Blanco  
31,6x59,2 cm  
12,4"x23,3"

G-560



Elegy Crema  
31,6x59,2 cm  
12,4"x23,3"

G-560



Elegy Crema Ornato  
31,6x59,2 cm  
12,4"x23,3"

G-560



Elegy Gold  
31,6x59,2 cm  
12,4"x23,3"

G-357



Elegy Bronze  
31,6x59,2 cm  
12,4"x23,3"

G-357



Chisel Blanco Moldura  
4x31,6 cm

G-266



Chisel Crema Moldura  
4x31,6 cm

G-266



Chisel Gold Moldura  
4x31,6 cm

G-310



Chisel Bronze Moldura  
4x31,6 cm

G-310



Chisel Blanco Cenefa  
9x31,6 cm

G-330



Chisel Crema Cenefa  
9x31,6 cm

G-330



Chisel Gold Cenefa  
9x31,6 cm

G-355



Chisel Bronze Cenefa  
9x31,6 cm

G-355



Chisel Blanco Zócalo  
20x31,6 cm

G-350



Chisel Crema Zócalo  
20x31,6 cm

G-350



Chisel Gold Zócalo  
20x31,6 cm

G-356



Chisel Bronze Zócalo  
20x31,6 cm

G-356

Series	Format&Thickness	Unit	Boxes/Pallet	m <sup>2</sup> /Pallet	m <sup>2</sup> /Box	Pieces/Box	Kg/Pallet	Kg/Box
Angel	31,6x59,2 x1 cm	m <sup>2</sup>	48	45,12	0,94	5	865	17,14
Elegy / Ornato	31,6x59,2x1 cm	m <sup>2</sup>	48	45,120	0,940	5	865	17,73
Elegy Gold / Bronze	31,6x59,2x1 cm	pz	40	44,800	1,120	6	846	21,28
Chisel Mold	4x31,6 cm	pz	39	14,781	0,379	30	311	7,61
Chisel Cf.	9x31,6 cm	pz	39	16,653	0,427	15	365	9,00
Chisel Zócalo	20x31,6 cm	pz	70	26,530	0,379	6	469,21	6,502

## Matching floor tiles / Pavimento coordinado



**Sincro Blanco**  
31,6x31,6 - 12,44"x12,44"  
**Sincro Beige**  
31,6x31,6 - 12,44"x12,44"  
**Sensation Beige**  
31,6x59,2 - 12,44"x23,31"

◆  
G-870  
◆  
G-880  
◆  
G-900

**Primary White / Ivory Natural**  
29,75x29,75 cm -  
11,61"x11,61"

▲  
G-3142



Wall: Elegy Blanco\_Crema\_Crema Ornato\_Angel Crema 31,6x59,2 cm-Chisel Crema Bord\_Cf\_Zoc. Floor: Sensation Beige 31,6x59,2 cm

# ELIANA

Slight Variation

Double Firing

Digital

Ligera Variación

Bicocción

Digital



Eliana Ivory  
31,6x95,3 cm  
12,4"37,5"

G-574



Eliana Ivory Ornato  
31,6x95,3 cm  
12,4"37,5"

G-580



Eliana Decor Ornato  
31,6x95,3 cm  
12,4"37,5"

G-356



Eliana Gold Ornato  
31,6x95,3 cm  
12,4"37,5"

G-357



Eliana Copper Ornato  
31,6x95,3 cm  
12,4"37,5"

G-354



Flavia Moldura  
3x31,6 cm

G-260



Eliana Lista  
4x31,6 cm

G-230



Flavia Gold Moldura  
3x31,6 cm

G-280



Flavia Copper Mold  
3x31,6 cm

G-280



Flavia Cenefa  
10x31,6 cm

G-320



Eliana Cenefa  
6,7x31,6 cm

G-240



Flavia Gold Cenefa  
10x31,6 cm

G-330



Flavia Copper Cf.  
10x31,6 cm

G-330



Flavia Zócalo  
12x31,6 cm

G-340



Eliana Zócalo  
20x31,6 cm

G-320



Flavia Gold Zócalo  
12x31,6 cm

G-350



Flavia Copper Zoc.  
12x31,6 cm

G-350

## Matching floor tiles / Pavimento coordinado



Roden Ivory Natural

100x100 cm - 39,37"x39,37" G-3220  
50x100 cm - 19,68"x39,37" G-3140

Within Gold Lista  
1,5x95,3 cm

G-340



Special product: Due to hand-manufactured process the caliber and tonality of these borders could vary from one to other. Clean only using neutral PH products. Do not mix pieces from different lots.

Producto especial: Este material se fabrica artesanalmente, por lo que pueden existir pequeñas variaciones en el calibre o en el tono. Usar para la limpieza únicamente productos con PH neutro. No mezclar piezas de diferentes lotes.

Series	Format&Thickness	Unit	Boxes/Pallet	m <sup>2</sup> /Pallet	m <sup>2</sup> /Box	Pieces/Box	Kg/Pallet	Kg/Box
Eliana - Eliana Ornato	31,6x95,3x1,10 cm	m <sup>2</sup>	44	52,8	1,2	4	1136,924	25,521
Eliana Decor Ornato	31,6x95,3x1,10 cm	pz	21	18,963	0,903	3	382	17,5
Eliana Gold - Copper Ornato	31,6x95,3x1,10 cm	pz	21	18,963	0,903	3	413	19
Eliana Lista	4x31,6 cm	pz	39	16,77	0,43	34	354	8,70
Eliana Cenefa	6,7x31,6 cm	pz	52	18,79	0,30	14	264	4,80
Eliana Zócalo	20x31,6 cm	pz	54	23,87	0,44	7	413	7,34
Flavia Mold	3x31,6 cm	pz	39	10,34	0,87	28	287	7
Flavia Cenefa	10x31,6 cm	pz	52	22,48	0,44	14	607	11,39
Flava Zócalo	12x31,6 cm	pz	70	33,17	0,53	14	854	11,99
Within Gold Lista	1,5x95,3 cm	pz	36	9,252	0,257	18	175,784	4,494



Wall: Eliana Ivory\_Ivory Ornato\_Gold Ornato 31,6x95,3 cm-Flavia Gold Moldura\_Cenefa Floor: Roden Ivory Natural 50x100 cm

# FABRIQUE

White Body

Slight Variation

Double Firing

Digital

Thickness 0,75 cm

Pasta Blanca


Ligera Variación

Bicocción

Digital


Espesor 0,75 cm

MATCHING FLOOR TILES IN FLOOR TILE CATALOGUE  
PAVIMENTO COORDINADO EN EL CATÁLOGO FLOOR TILES



Fabrique Ivory  
29,75x99,55 cm - 11,71"x39,19"

G-571



Fabrique Grey  
29,75x99,55 cm - 11,71"x39,19"

G-571



Fabrique Ivory Beat  
29,75x99,55 cm - 11,71"x39,19"

G-581



Fabrique Grey Beat  
29,75x99,55 cm - 11,71"x39,19"


G-581



Fabrique Ornato\*  
29,75x99,55 cm - 11,71"x39,19"


G-617

\*Fabrique Ornato consists of 6 different aleatory patterns |  
\*Fabrique Ornato se compone de 6 decoraciones diferentes aleatorias



Fabrique Ivory Mosaico 2,5x2,5  
29,75x29,75 cm  
11,71"x11,71"

G-618



Fabrique Grey Mosaico 2,5x2,5  
29,75x29,75 cm  
11,71"x11,71"

G-618



Fabrique Corner 30  
1,5x29,75 cm -  
0,59"x11,71"

G-330

Fabrique Corner is available in all colours of collection |  
Fabrique Corner está disponibles en todos los colores de la colección



Geneva Gold - Silver - Copper Lista  
1x99,55 cm - 0,39"x39,19"


G-291



Reid Plata Mate Lista  
1x99,55 cm - 0,39"x39,19"

G-261

## Matching floor tiles / Pavimento coordinado



Fabrique Ivory / Grey / Stamp  
59,55x59,55 cm - 23,45"x23,45"

G-3146

## Matching PVD tiles / PVD coordinado



Glimpse Gold / Silver / Beat  
29,75x99,55 cm - 11,71"x39,19"

G-349

Series	Format&Thickness	Unit	Boxes/Pallet	m <sup>2</sup> /Pallet	m <sup>2</sup> /Box	Pieces/Box	Kg/Pallet	Kg/Box
Fabrique	29,75x99,5x0,74 cm	m2	44	78,32	1,780	6	1100	24,61
Fabrique Ant	29,75x99,5x0,74 cm	m2	44	65,12	1,480	5	950	20,55
Fabrique Ornato	29,75x99,5x0,74 cm	m2	44	65,12	1,480	5	950	20,55
Fabrique Corner	1,5x29,75 cm	pz	36	3,85	0,107	24	100	2,40
Geneva Lista	1x99,55 cm	pz	15	4,49	0,299	30	70	3,10
Reid Lista	1x99,55 cm	pz	15	15,52	1,035	104	166	10,13





Wall: Fabrique Grey\_Grey Beat\_Ornato 29,75x99,55 cm Floor: Fabrique Grey Natural 59,55x59,55 cm

# FEMME

Slight Variation

Double Firing


Digital

Ligera Variación

Bicocción

Digital

MATCHING FLOOR TILES IN FLOOR TILE CATALOGUE  
PAVIMENTO COORDINADO EN EL CATÁLOGO FLOOR TILES



**Femme**  
31,6x95,3 cm  
12,4"x37,5"  
G-574



**Femme Ornato**  
31,6x95,3 cm  
12,4"x37,5"  
G-580



**Femme Decor**  
31,6x95,3 cm  
12,4"x37,5"  
G-356



**Femme Gold**  
31,6x95,3 cm  
12,4"x37,5"  
G-357



**Jasmin Gold Moldura**  
3x31,6 cm  
G-310



**Wish Moldura**  
3x31,6 cm  
G-240



**Wish Gold Moldura**  
3x31,6 cm  
G-250



**Jasmin Gold Cenefa**  
10x31,6 cm  
G-355



**Wish Cenefa**  
8x31,6 cm  
G-300



**Wish Gold Cenefa**  
8x31,6 cm  
G-330



**Jasmin Gold Zócalo**  
12x31,6 cm  
G-355



**Wish Zócalo**  
12x31,6 cm  
G-330



**Wish Gold Zócalo**  
12x31,6 cm  
G-350

## Matching floor tiles | Pavimento coordinado



**Femme / Centro Gres**  
49,1x49,1 cm - 19,33"x19,33"  
G-890  
**Centro Gres**  
49,1x49,1 cm - 19,33"x19,33"  
G-780



Special product: Due to hand-manufactured process the caliber and tonality of these borders could vary from one to other. Clean only using neutral PH products. Do not mix pieces from different lots.

Producto especial: Este material se fabrica artesanalmente, por lo que pueden existir pequeñas variaciones en el calibre o en el tono. Usar para la limpieza únicamente productos con PH neutro. No mezclar piezas de diferentes lotes.

Series	Format&Thickness	Unit	Boxes/Pallet	m <sup>2</sup> /Pallet	m <sup>2</sup> /Box	Pieces/Box	Kg/Pallet	Kg/Box
Femme / Ornato	31,6x95,3x1,10 cm	m <sup>2</sup>	44	52,8	1,2	4	1136,924	25,521
Femme Decor / Gold	31,6x95,3x1,10 cm	pz	21	18,963	0,903	3	406,7	18,7
Wish Cf.	8x31,6 cm	pz	52	18,408	0,354	14	463,852	8,651
Wish Mold.	3x31,6 cm	pz	39	8,892	0,228	24	247,844	5,996
Wish Zoc.	12x31,6 cm	pz	70	26,530	0,379	10	875,350	12,305
Jasmin Gold Cf.	10x31,6 cm	pz	39	16,029	0,411	13	411,995	10,205
Jasmin Gold Mold.	3x31,6 cm	pz	39	11,076	0,284	30	247,61	5,99
Jasmin Gold Zoc.	12x31,6 cm	pz	70	39,83	0,569	15	804,65	11,295



Wall: Femme\_Ornato\_Decor 31,6x95,3 cm-Jasmin Gold Cf.\_Zócalo Floor: Femme Gres\_Gres Centro 49,1x49,1 cm

# GATSBY





Wall: Gatsby Lead Tin\_Charcoal Tin 20,1x20,1 cm Floor: Expressions Ice High Honed 89,46x89,46 cm

# GATSBY





Wall: Gatsby White Tin\_Green Tin 20,1x20,1 cm Floor: Norway Moka Natural 16x99,55 cm

# GATSBY

White Body

Moderate Variation

Double Firing

Digital

Thickness 0,74 cm

Pasta Blanca

Moderada Variación

Bicocción

Digital

Espesor 0,74 cm



Gatsby White  
20,1x20,1 cm - 7,9"x7,9"

G-510



Gatsby Green Tin  
20,1x20,1 cm - 7,9"x7,9"

G-510



Gatsby Copper Tin  
20,1x20,1 cm - 7,9"x7,9"

G-574



Gatsby White Tin  
20,1x20,1 cm - 7,9"x7,9"

G-510



Gatsby Charcoal Tin  
20,1x20,1 cm - 7,9"x7,9"

G-510



Gatsby Lead Tin  
20,1x20,1 cm - 7,9"x7,9"

G-574



Aged Mold.  
3x20 cm

G-266



Aged Cornisa  
5x20 cm

G-300



Aged Cenefa  
7x20 cm

G-310



Mars Gold - Silver - Copper Lista  
1x20 cm - 0,39"x7,9"

G-180




Dull White - Pearl - Grey Lista  
1,5x20 cm - 0,59"x7,9"

G-220

Series	Format&Thickness	Unit	Boxes/Pallet	m <sup>2</sup> /Pallet	m <sup>2</sup> /Box	Pieces/Box	Kg/Pallet	Kg/Box
Gatsby White	20x20x0,74 cm	m <sup>2</sup>	100	101	1,01	25	1280	12,65
Gatsby Tin	20x20x0,7 m	m <sup>2</sup>	100	89	0,89	22	1130	11,14
Mars Lista	1x20 cm	pz	64	5,76	0,09	45	100	1,32
Dull Lista	1,5x20 cm	pz	64	8,64	0,135	45	148	2,08
Aged CF	7x20	pz	64	20,61	0,322	23	424	6,41
Aged Cornisa	5x20	pz	48	9,60	0,20	20	264	5,50
Aged Mold	3x20	pz	64	15,36	0,24	40	359	5,39



## Matching floor tiles | Pavimento coordinado



Norway Maple\_Oak\_Walnut\_Ash\_Moka Natural  
16x99,55 cm - 6,3"x39,19"

G-3170

Primary Ivory  
Natural  
29,75x29,75 cm -  
11,71"x11,71"

G-3142



Wall: Gatsby White Tin\_Green Tin\_Copper Tin 20,1x20,1 cm Floor: Luxor Ilusion White Pulido 89,46x89,46 cm

# GLASS





Wall: Glass White Pavé\_Green Vitro 20,1x20,1 cm

Floor: Attila Grey Natural 49,75x99,55 cm

# GLASS





Wall: Glass Blue Brick 20,1x20,1 cm-Metallic White Plate 29,75x99,55 cm

Floor: Metallic White Natural-White Outdoor 2CM 49,75x99,55 cm

# GLASS


White Body      Double Firing      Moderate Variation      Digital      0,74 cm Thickness  
 Pasta Blanca      Bicocción      Moderada Variación      Digital      0,74 cm Espesor



Glass White Pavé  
20,1x20,1 cm - 7,91"x7,91"      G-514



Glass Blue Pavé  
20,1x20,1 cm - 7,91"x7,91"      G-514




Glass Green Pavé  
20,1x20,1 cm - 7,91"x7,91"      G-514




Glass Titanium Pavé\*  
20,1x20,1 cm - 7,91"x7,91"      G-574




Glass White Brick  
20,1x20,1 cm - 7,91"x7,91"      G-514



Glass Blue Brick  
20,1x20,1 cm - 7,91"x7,91"      G-514



Glass Green Brick  
20,1x20,1 cm - 7,91"x7,91"      G-514




Glass Titanium Brick\*  
20,1x20,1 cm - 7,91"x7,91"      G-574



Glass White Vitro  
20,1x20,1 cm - 7,91"x7,91"      G-514



Glass Blue Vitro  
20,1x20,1 cm - 7,91"x7,91"      G-514



Glass Green Vitro  
20,1x20,1 cm - 7,91"x7,91"      G-514



Glass Titanium Vitro\*  
20,1x20,1 cm - 7,91"x7,91"      G-574


Mars Gold - Silver - Copper Lista      G-180  
1x20 cm - 0,39"x7,91"

Dull White - Pearl - Grey Lista      G-220  
1,5x20 cm - 0,59"x7,91"

\*Product to be cleaned with PH Neutral |  
\*Limpiar con productos PH Neutros

Series	Format&Thickness	Unit	Boxes/Pallet	m <sup>2</sup> /Pallet	m <sup>2</sup> /Box	Pieces/Box	Kg/Pallet	Kg/Box
Glass Pavé / Brick / Vitro	20x20x0,7 m	m <sup>2</sup>	100	88	0,88	22	1130	11,14
Mars Lista	1x20 cm	pz	64	5,76	0,09	45	100	1,32
Dull Lista	1,5x20 cm	pz	64	8,64	0,135	45	148	2,08

Matching floor tiles / Pavimento coordinado



Metallic White / Grey Natural  
 99,55x99,55 cm - 39,19"x39,19" G-3268  
 49,75x99,55 cm - 19,59"x39,19" G-3162  
 59,55x59,55 cm - 23,45"x23,45" G-3146



Metallic Green / Brown Natural  
 99,55x99,55 cm - 39,19"x39,19" G-3284  
 49,75x99,55 cm - 19,59"x39,19" G-3186  
 59,55x59,55 cm - 23,45"x23,45" G-3162



Norway Maple\_Oak\_Walnut\_Ash\_Moka Natural  
 16x99,55 cm - 6,3"x39,19"

G-3170



Wall: Glass Titanium Pavé 20,1x20,1 cm-Studio Ivory Hexagon 25x29 cm  
 Floor: Studio Ivory Hexagon 25x29 cm-Norway Walnut Natural 16x99,55 cm

# GLACIAR







Wall: Glaciar White\_White Box\_Glimpse Bulldog Ornato 29,75x99,55 cm Floor: São Luis Mèrces Natural 59,2x59,2 cm

# GLACIAR

White Body

Uniform Appearance

Double Firing


Thickness 0,74 cm

Pasta Blanca

Aspecto Uniforme


Bicocción

Espesor 0,74 cm



Glacier White  
29,75x99,55 cm - 11,71"x39,19"

G-571



Glacier White  
Mosaico 2,5x2,5  
29,75x29,75 cm -  
11,71"x11,71"

G-618



Glacier Corner 30  
1,5x29,75 cm -  
0,59"x11,71"

G-330



\*Side View Corner 30  
Perfil Corner 30



Glacier White Atomic  
29,75x99,55 cm - 11,71"x39,19"

G-581



Glacier White Wave  
29,75x99,55 cm - 11,71"x39,19"

G-581



Glacier White Gilt  
29,75x99,55 cm - 11,71"x39,19"

G-581



Glacier White Box  
29,75x99,55 cm - 11,71"x39,19"

G-581



Glacier White Arc  
29,75x99,55 cm - 11,71"x39,19"

G-581



Geneva Gold - Silver - Copper Lista  
1x99,55 cm - 0,39"x39,19"


G-291




Reid Plata Mate Lista  
1x99,55 cm - 0,39"x39,19"

G-261


## Matching floor tiles / Pavimento coordinado



Rainbow Blanco Nat.  
100x100 cm G-3234  
39,37"x39,37" G-3154  
50x100 cm  
19,69"x39,37"



Neutral Blanco Nat.  
59,55x59,55 cm G-3330  
23,45"x23,45"



Neutral Blanco Nat.  
29,75x29,75 cm G-3286  
11,71"x11,71"

Series	Format&Thickness	Unit	Boxes/Pallet	m <sup>2</sup> /Pallet	m <sup>2</sup> /Box	Pieces/Box	Kg/Pallet	Kg/Box
Glacier	29,75x99,5x0,74 cm	m2	44	78,32	1,780	6	1100	24,61
Glacier Atomic / Wave / Gilt Box / Arc	29,75x99,5x0,74 cm	m <sup>2</sup>	44	65,12	1,480	5	950	21,21
Glacier Gold-Silver Atomic / Wave / Gilt / Box / Arc	29,75x99,5x0,74 cm	m2	21	24,78	1,18	4	393	20,55
Geneva Lista	1x99,55 cm	pz	15	4,49	0,299	30	70	3,10
Reid Lista	1x99,55 cm	pz	15	15,52	1,035	104	166	10,13
Glacier Corner	1,5x29,75 cm	pz	36	3,85	0,107	24	100	2,40
Glacier Mos. 2,5x2,5	29,75x29,75 cm	pz	36	28,69	0,797	9	361	9,40



Wall: Glaciar White\_Gold Atomic 29,75x99,55 cm Floor: Norway Oak Natural 16x99,55 cm

# GLIMPSE





Wall: Glimpse White\_White Arc 29,75x99,55 cm-Cotto Rosso Natural 30,5x30,5 cm-Geneva Gold Lista Floor: Cotto Rosso Natural 30,5x30,5 cm

# GLIMPSE

White Body

Uniform Appearance

Double Firing

Digital

Thickness 0,74 cm


Pasta Blanca

Aspecto Uniforme

Bicocción


Digital

Espesor 0,74 cm



Glimpse White  
29,75x99,55 cm - 11,71"x39,19"

G-571



Glimpse White Mosaico 2,5x2,5  
29,75x29,75 cm - 11,71"x11,71"

G-618



Glimpse Corner 30  
1,5x29,75 cm - 0,59"x11,71"

G-330



\*Side View Corner 30  
Perfil Corner 30



Glimpse White Atomic  
29,75x99,55 cm - 11,71"x39,19"

G-581

Geneva Gold - Silver - Copper Lista  
1x99,55 cm - 0,39"x39,19"

G-291

Reid Plata Mate Lista  
1x99,55 cm - 0,39"x39,19"


G-261




Glimpse White Wave  
29,75x99,55 cm - 11,71"x39,19"

G-581


## Matching floor tiles / Pavimento coordinado



Rainbow Blanco Nat.  
100x100 cm G-3234  
39,37"x39,37"  
50x100 cm G-3154  
19,69"x39,37"



Neutral Blanco Nat.  
59,55x59,55 cm G-3330  
23,45"x23,45"



Neutral Blanco Nat.  
29,75x29,75 cm G-3286  
11,71"x11,71"



Glimpse White Gilt  
29,75x99,55 cm - 11,71"x39,19"

G-581



Glimpse White Box  
29,75x99,55 cm - 11,71"x39,19"


G-581



Glimpse White Arc  
29,75x99,55 cm - 11,71"x39,19"

G-581

Series	Format&Thickness	Unit	Boxes/Pallet	m <sup>2</sup> /Pallet	m <sup>2</sup> /Box	Pieces/Box	Kg/Pallet	Kg/Box
Glimpse / Glimpse Ornato	29,75x99,5x0,74 cm	m2	44	78,32	1,780	6	1100	24,61
Glimpse Attomic / Wave / Gilt Box / Arc	29,75x99,5x0,74 cm	m <sup>2</sup>	44	65,12	1,480	5	950	21,21
Geneva Lista	1x99,55 cm	pz	15	4,49	0,299	30	70	3,10
Reid Lista	1x99,55 cm	pz	15	15,52	1,035	104	166	10,13
Glimpse Corner	1,5x29,75 cm	pz	36	3,85	0,107	24	100	2,40
Glimpse Mos. 2,5x2,5	29,75x29,75 cm	pz	36	28,69	0,797	9	361	9,40



Glimpse Cactus Ornato  
29,75x99,55 cm - 11,71"x39,19"



Glimpse Bulldog Ornato  
29,75x99,55 cm - 11,71"x39,19"

G-617

Glimpse Bulldog Ornato consists of 1 pattern |  
 Glimpse Bulldog Ornato se compone de 1 única decoración  
 Glimpse Cactus Ornato consists of 9 different aleatory patterns |  
 Glimpse Cactus Ornato se compone de 9 decoraciones diferentes aleatorias



Wall: Glimpse White\_White Gilt\_Silver Gilt\_Cactus Ornato 29,75x99,55 cm Floor: Norway Ash Natural 16x99,55 cm

# GRAVITE







Wall: Gravite Ivory\_Ivory Forbo 44,63x119,3 cm-Altair Gold Lista Floor: Gravite Ivory Natural 59,55x59,55 cm

# GRAVITE

White Body

Rectified

Slight Variation

Double Firing

Thickness 0,78 cm


Pasta Blanca

Rectificado

Ligera Variación


Bicocción

Espesor 0,78 cm




Gravite Ivory  
44,63x119,3 cm - 17,57"x46,97"

G-3234



Gravite Ivory Mosaico 2,5x2,5  
29,75x29,75 cm - 11,71"x11,71"

G-3756



Gravite Ivory Mosaico Decor  
29,75x29,75 cm - 11,71"x11,71"

G-3828



Gravite Ivory Forbo  
44,63x119,3 cm - 17,57"x46,97"

G-3264



Gravite Ivory Teide  
44,63x119,3 cm - 17,57"x46,97"

G-3264



Gravite Corner 45  
1,5x44,63 cm - 0,59"x17,57"

G-2115



\*Side View Corner/  
Perfil Corner



Gravite Decor\*  
44,63x119,3 cm - 17,57"x46,97"

G-2375

\*Gravite Decor consists of 8 different aleatory patterns |  
\*Gravite Decor se compone de 8 decoraciones diferentes aleatorias

Gravite Corner is available in all colours of collection |  
Gravite Corner está disponibles en todos los colores de la colección

CONTENT OF RECYCLED MATERIAL  
CONTENIDO DE MATERIAL RECICLADO


60%

Series	Format&Thickness	Unit	Boxes/Pallet	m <sup>2</sup> /Pallet	m <sup>2</sup> /Box	Pieces/Box	Kg/Pallet	Kg/Box
Gravite/Gravite Decor	44,63x119,3x0,78 cm	m <sup>2</sup>	24	51,11	2,13	4	800	31,48
Gravite Teide	44,63x119,3x0,78 cm	m <sup>2</sup>	24	38,33	1,60	3	650	25,23
Gravite Mosaico	29,75x29,75 cm	m <sup>2</sup>	36	28,7	0,797	9	365	9,50
Gravite Mosaico Decor	29,75x29,75 cm	m <sup>2</sup>	36	28,7	0,797	9	365	9,50
Gravite Corner	1,5x44,63 cm	pz	36	2,412	0,067	10	91	1,9
Altair Lista	1x119,3 cm	pz	15	5,37	0,358	30	106	5,50
Strato Lista	1x119,3 cm	pz	15	18,615	1,241	104	203	12,00
Eclectic	20,2x25 cm	pz	32	9,69	0,303	6	193	5,302




Gravite Grey  
44,63x119,3 cm - 17,57"x46,97"

G-3234




Gravite Grey  
Mosaico 2,5x2,5  
29,75x29,75 cm -  
11,71"x11,71"

G-3756



Gravite Grey  
Mosaico Decor  
29,75x29,75 cm -  
11,71"x11,71"

G-3828



Gravite Grey Forbo  
44,63x119,3 cm - 17,57"x46,97"

G-3264



Gravite Grey Teide  
44,63x119,3 cm - 17,57"x46,97"

G-3264



Eclectic Gold  
20,2x25 cm -  
7,95"x9,84"

G-2303



Eclectic Silver  
20,2x25 cm -  
7,95"x9,84"

G-2303



Altair Gold - Silver Lista  
1x119,3 cm - 0,39"x46,97"

G-2131



Strato Plata Mate Lista  
1x119,3 cm - 0,39"x46,97"

G-2087


**Matching floor tiles /  
Pavimento coordinado**



Gravite Ivory / Grey Natural  
59,55x59,55 cm - 23,45"x23,45"

G-3194

**Matching PVD tiles /  
PVD coordinado**



Markham Gold Silver Forbo\_Markham Gold / Silver Teide  
44,63x119,3 cm - 17,57"x46,97"

G-2655

# GRUNGE





Wall: Grunge Decor 44,63x119,3 cm Floor: Grunge Grey Lappato 59,55x59,55 cm

# GRUNGE

White Body

Rectified

High Variation

Double Firing

Thickness 0,78 cm

Pasta Blanca

Rectificado

Contraste de Tonalidad

Bicocción

Espesor 0,78 cm

MATCHING FLOOR TILES IN FLOOR TILE CATALOGUE  
PAVIMENTO COORDINADO EN EL CATÁLOGO FLOOR TILES



Grunge White  
44,63x119,3 cm - 17,57"x46,97"

G-3234



Grunge White Mosaico 2,5x2,5  
29,75x29,75 cm - 11,71"x11,71"

G-3756



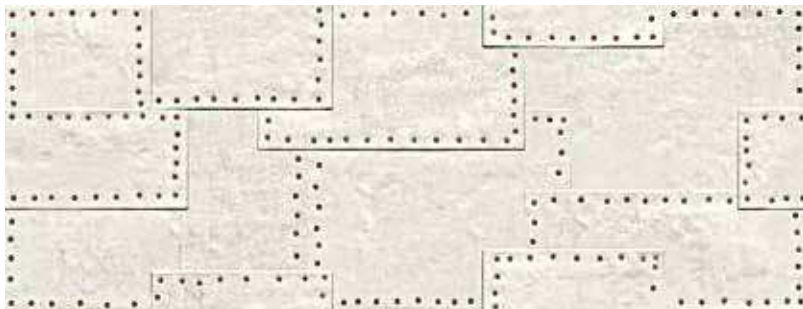
Grunge White Mosaico 3D Silver  
28,5x28,5 cm - 11,22"x11,22"

G-2243



Grunge White Square  
44,63x119,3 cm - 17,57"x46,97"

G-3264



Grunge White Fizz  
44,63x119,3 cm - 17,57"x46,97"

G-3264



\*Side View Corner/  
Perfil Corner

Grunge Corner 45  
1,5x44,63 cm - 0,59"x17,57"

G-2115

Grunge Corner is available in all colours of collection |  
Grunge Corner está disponibles en todos los colores de la colección



Grunge Decor\*  
44,63x119,3 cm - 17,57"x46,97"

G-2375

\*Grunge Decor consists of 12 different aleatory patterns |  
\*Grunge Decor se compone de 12 decoraciones diferentes aleatorias

CONTENT OF RECYCLED MATERIAL  
CONTENIDO DE MATERIAL RECICLADO


64%

Series	Format&Thickness	Unit	Boxes/Pallet	m <sup>2</sup> /Pallet	m <sup>2</sup> /Box	Pieces/Box	Kg/Pallet	Kg/Box
Grunge 45x120	44,63x119,3x0,78 cm	m2	24	51,12	2,13	4	800	31,48
Grunge Fizz	44,63x119,3x0,78 cm	m2	24	38,33	1,60	3	650	25,23
Grunge Nat. Mos. 2,5x2,5	29,75x29,75 cm	m2	36	28,09	0,797	9	390	10,19
Altair lista	1x119,3 cm	pz	15	5,37	0,358	30	106	5,50
Strato lista	1x119,3 cm	pz	36	44,6	1,241	104	455	12,00
Eclectic	20,2x25 cm	pz	32	9,69	0,303	6	193	5,302



**Grunge Grey**  
44,63x119,3 cm - 17,57"x46,97"

G-3234



**Grunge Grey Mosaico 2,5x2,5**  
29,75x29,75 cm - 11,71"x11,71"

G-3756



**Grunge Grey Mosaico 3D Silver**  
28,5x28,5 cm - 11,22"x11,22"

G-2243



**Grunge Grey Square**  
44,63x119,3 cm - 17,57"x46,97"

G-3264



**Grunge Grey Fizz**  
44,63x119,3 cm - 17,57"x46,97"

G-3264



**Altair Gold - Silver Lista**  
1x119,3 cm - 0,39"x46,97"

G-2131



**Strato Plata Mate Lista**  
1x119,3 cm - 0,39"x46,97"

G-2087

# GRUNGE

White Body

Rectified

High Variation

Double Firing

Thickness 0,78 cm

Pasta Blanca

Rectificado

Contraste de Tonalidad


Bioacción

Espesor 0,78 cm



**Grunge Blue**  
44,63x119,3 cm - 17,57"x46,97"

G-3234



**Grunge Blue Mosaico 2,5x2,5**  
29,75x29,75 cm - 11,71"x11,71"

G-3756



**Grunge Blue Mosaico 3D Silver**  
28,5x28,5 cm - 11,22"x11,22"

G-2243



**Grunge Blue Square**  
44,63x119,3 cm - 17,57"x46,97"

G-3264



**Grunge Blue Fizz**  
44,63x119,3 cm - 17,57"x46,97"

G-3264



**Eclectic Gold**  
20,2x25 cm - 7,95"x9,84"

G-2303



**Eclectic Silver**  
20,2x25 cm - 7,95"x9,84"

G-2303

**Altair Gold - Silver Lista**  
1x119,3 cm - 0,39"x46,97"

G-2131

**Strato Plata Mate Lista**  
1x119,3 cm - 0,39"x46,97"

G-2087

## Matching floor tiles / Pavimento coordinado



**Grunge Grey / Blue / Oxidium Lappato**  
44,63x89,63 - 17,57"x35,22"  
59,55x59,55 cm - 23,45"x23,45"  
59,55x119,3 cm - 23,45"x46,97"

G-3274  
G-3258  
G-3394

## Matching PVD tiles / PVD coordinado



**Markham Gold / Silver Square / Gold Fizz / Silver Fizz**  
44,63x119,3 cm - 17,57"x46,97"

G-2655

CONTENT OF RECYCLED MATERIAL  
CONTENIDO DE MATERIAL RECICLADO

64%





Wall: Grunge Blue\_White\_White Fizz 44,63x119,3 cm Floor: Grunge Blue Lappato 59,55x59,55 cm-Grunge Blue Lap. Mosaico 5x5

# HARDEN

White Body

Rectified

Slight Variation

Double Firing

Thickness 0,74 cm

Pasta Blanca

Rectificado

Ligera Variación

Bicocción

Espesor 0,74 cm



Harden Ivory  
29,75x89,46 cm - 11,71"x35,22"

G-3230



Harden Grey  
29,75x89,46 cm - 11,71"x35,22"

G-3230



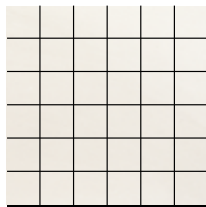
Harden Ivory Curve\*  
29,75x89,46 cm - 11,71"x35,22"

G-3258




Harden Grey Curve\*  
29,75x89,46 cm - 11,71"x35,22"

G-3258




Harden Ivory Mosaico 5x5  
29,75x29,75 cm  
11,71"x11,71"

G-3700



Harden Ivory Decor  
Mosaico 5x5  
29,75x29,75 cm  
11,71"x11,71"

G-3756



Harden Grey Mosaico 5x5  
29,75x29,75 cm  
11,71"x11,71"

G-3700



Harden Grey Decor  
Mosaico 5x5  
29,75x29,75 cm  
11,71"x11,71"

G-3756



Main Gold - Silver - Walnut - Grey Lista  
1,5x89,46 cm - 0,59"x35,22"


G-2131



Vita Mate Lista  
1,5x89,46 cm - 0,79"x35,22"

G-2091

## Matching PVD tiles / PVD coordinado



Neutral Gold / Silver / Copper Curve  
29,75x89,46 cm - 11,71"x35,22"

G-2465



\*Side View Corner 30 /  
Perfil Corner 30

\* available in all colours of collection /  
disponible en todos los colores de la colección

Harden Corner 30\*  
2x29,75 cm  
0,79"x11,71"

G-2085

\*Relief with a fixed position when tiling /  
Relieve con posición en la colocación

Series	Format&Thickness	Unit	Boxes/Pallet	m <sup>2</sup> /Pallet	m <sup>2</sup> /Box	Pieces/Box	Kg/Pallet	Kg/Box
Harden 30x90	29,75x89,46x0,74	m <sup>2</sup>	40	63,88	1,597	6	900	22,07
Harden Curve 30x90	29,75x89,46x0,74	m <sup>2</sup>	36	57,492	1,597	6	855,716	23,13
Harden Corner-30	2x29,75	pz	144	15,408	0,107	18	232,88	1,52
Harden Mosaico 5x5	29,75x29,75	m <sup>2</sup>	36	31,86	0,885	10	392,18	10,505
Harden Mos.Decor 5x5	29,75x29,75	m <sup>2</sup>	36	31,86	0,885	10	405	10,81
Vita Lista	1,5x89,46	pz	36	48,312	1,342	100	380,55	10,18
Main Lista	1,5x89,46	pz	36	8,712	0,242	18	185	12,93



Wall: Harden Ivory Curve 29,75x89,46 cm


# IDOLE

Slight Variation

Double Firing

Ligera Variación

Bicocción



**Idole Ivory**  
31,6x59,2 cm - 12,4"x23,3"



**Idole Grey**  
31,6x59,2 cm - 12,4"x23,3"



**Tear Gold**  
31,6x59,2 cm - 12,4"x23,3"



**Idole Ivory Tear**  
31,6x59,2 cm - 12,4"x23,3"



**Idole Grey Tear**  
31,6x59,2 cm - 12,4"x23,3"




**Tear Silver**  
31,6x59,2 cm - 12,4"x23,3"



**Idole Ivory Lista**  
2x59,2 cm



**Idole Grey Lista**  
2x59,2 cm



**Idole Ivory Ángulo Lista**  
2x2 cm



**Idole Grey Ángulo Lista**  
2x2 cm



**Natural Stone:** Due to hand-manufactured process the caliber, tonality and texture of these borders could vary from one to other. Clean only using neutral PH products. Do not mix pieces from different lots.

**Piedra Natural:** Este material se fabrica artesanalmente, por lo que pueden existir variaciones en las vetas, calibre o tono. Usar para su limpieza únicamente productos con PH neutro. No mezclar piezas de diferentes lotes.

## Matching floor tiles / Pavimento coordinado



**Primary White / Ivory / Vison Natural**  
29,75x29,75 cm - 11,61"x11,61"

**Sincro Blanco**  
G-3142 31,6x31,6 cm - 12,44"x12,44" G-870

**Sincro Beige**  
31,6x31,6 cm - 12,44"x12,44" G-880

Series	Format&Thickness	Unit	Boxes/Pallet	m <sup>2</sup> /Pallet	m <sup>2</sup> /Box	Pieces/Box	Kg/Pallet	Kg/Box
Idole	31,6x59,2x1 cm	m <sup>2</sup>	48	45,120	0,940	5	865	17,730
Idole Tear	31,6x59,2x1 cm	m <sup>2</sup>	48	45,120	0,940	5	800	16,375
Tear Cf	10x59,2 cm	pz	32	13,25	0,41	7	398	12
Idole Lista	2x59,2 cm	pz	96	13,63	0,14	12	302	2,997
Idole Angulo Lista	2x2 cm	pz	240	2,40	0,01	25	137	0,845
Tear Gold / Silver	31,6x59,2 cm	pz	40	44,880	1,122	6	674,720	16,518



Wall: Idole Ivory\_Ivory Tear 31,6x59,2 cm Floor: Primary Ivory Natural 29,5x29,5 cm

# IMARBLE





Wall: Imarble Pulpis 29,75x89,46cm Floor: Imarble Pulpis Lappato 59,55x59,55 cm -Imarble Pulpis Lap. Mos. 5x5

# IMARBLE

White Body

Rectified

Slight Variation

Double Firing

Thickness 0,74 cm

Pasta Blanca

Rectificado

Ligera Variación

Bicocción

Espesor 0,74 cm

MATCHING FLOOR TILES IN FLOOR TILE CATALOGUE  
PAVIMENTO COORDINADO EN EL CATÁLOGO FLOOR TILES



Imarble Carrara  
29,75x89,46 cm - 11,71"x35,22"

G-3230



Imarble Bahia  
29,75x89,46 cm - 11,71"x35,22"

G-3230



Imarble Carrara Crest\*  
29,75x89,46 cm - 11,71"x35,22"

G-3258



Imarble Bahia Crest\*  
29,75x89,46 cm - 11,71"x35,22"

G-3258



Imarble Breccia  
29,75x89,46 cm - 11,71"x35,22"

G-3230



Imarble Pulpis  
29,75x89,46 cm - 11,71"x35,22"

G-3230




Imarble Breccia Crest\*  
29,75x89,46 cm - 11,71"x35,22"

G-3258




Imarble Pulpis Crest\*  
29,75x89,46 cm - 11,71"x35,22"

G-3258




Imarble Carrara  
Mosaico 2,5x2,5  
29,75x29,75 cm -  
11,71"x11,71"

G-3756




Imarble Carrara  
Decor Mosaico 2,5x2,5  
29,75x29,75 cm -  
11,71"x11,71"

G-3828





Imarble Bahia  
Mosaico 2,5x2,5  
29,75x29,75 cm -  
11,71"x11,71"

G-3756



Imarble Bahia  
Decor Mosaico 2,5x2,5  
29,75x29,75 cm -  
11,71"x11,71"

G-3828





Imarble Breccia  
Mosaico 2,5x2,5  
29,75x29,75 cm -  
11,71"x11,71"

G-3756




Imarble Breccia  
Decor Mosaico 2,5x2,5  
29,75x29,75 cm -  
11,71"x11,71"

G-3828




Imarble Pulpis  
Mosaico 2,5x2,5  
29,75x29,75 cm - 11,71"x11,71"

G-3756



Imarble Pulpis  
Decor Mos.2,5x2,5  
29,75x29,75 cm  
11,71"x11,71"

G-3828



Effect Gold Lista  
3x89,46 cm - 1,18"x35,22"

G-2173



Effect Silver Lista  
3x89,46 cm - 1,18"x35,22"


G-2173

CONTENT OF RECYCLED MATERIAL  
CONTENIDO DE MATERIAL RECICLADO

60%



### Matching floor tiles / Pavimento coordinado



Imarble Carrara / Breccia / Bahia / Pulpis Lappato  
59,55x59,55 cm - 23,45"x23,45"

G-3330

### Matching PVD tiles / PVD coordinado



Imarble Gold / Silver Crest  
29,75x89,46 cm - 11,71"x35,22"

G-2465



\*Side View Corner 30 /  
Perfil Corner 30

Imarble Corner 30\*  
2x29,75 cm  
0,79"x11,71" G-2085

\* available in all colours of collection /  
disponible en todos los colores de la colección

\*Relief with a fixed position when tiling /  
Relieve con posición en la colocación



Wall: Imarble Breccia\_Breccia Crest\_Gold Crest 29,75x89,46 cm-Breccia Decor Mosaico 2,5x2,5 Floor: Imarble Breccia Lappato 59,55x59,55 cm

Series	Format&Thickness	Unit	Boxes/Pallet	m <sup>2</sup> /Pallet	m <sup>2</sup> /Box	Pieces/Box	Kg/Pallet	Kg/Box
Imarble 30x90	29,75x89,46x0,74	m2	40	63,880	1,597	6	910	22,17
Imarble Corner-30	2x29,75	pz	144	15,408	0,107	18	232,88	1,52
Imarble Crest 30x90	29,75x89,46x0,74	m2	36	57,492	1,597	6	856	23,13
Imarble Silver/Gold Crest	29,75x89,46x0,74	pz	18	23,96	1,33	5	372	19,38
Imarble Mos. 2,5 / Decor 2.5	29,75x29,75	m2	36	31,860	0,885	10	401	10,51
Effect Lista	3x89,46	pz	36	8,712	0,242	9	103	4,23

# INDO

White Body

Rectified

Slight Variation

Double Firing

Thickness 0,74 cm

Pasta Blanca

Rectificado

Ligera Variación

Bicocción

Espesor 0,74 cm



Indo Aqua  
29,75x89,46 cm  
11,71"x35,22"  
G-3230



Indo Aqua Arm  
29,75x89,46 cm  
11,71"x35,22"  
G-3258



Indo Moss  
29,75x89,46 cm  
11,71"x35,22"  
G-3230



Indo Moss Arm  
29,75x89,46 cm  
11,71"x35,22"  
G-3258




Indo Decor  
29,75x89,46 cm  
11,71"x35,22"  
G-2401




Indo Aqua  
Mosaico 2,5x2,5  
29,75x 29,75 cm  
G-3756



Indo Aqua  
Mosaico Hex.  
26,3x 27,4 cm  
G-2281



Indo Moss  
Mosaico 2,5x2,5  
29,75x 29,75 cm  
G-3756



Indo Moss  
Mosaico Hex.  
26,3x 27,4 cm  
G-2281



Indo Lista  
4x29,75 cm  
1,75x11,71"  
G-2087



Indo Cenefa  
6,7x29,75 cm  
2,64x11,71"  
G-2100



Indo Zócalo  
20x29,75 cm  
7,87x11,71"  
G-2147

Main Silver Lista  
1,5x89,46 cm - 0,59"x35,22"  
G-2131

Main Grey Lista  
1,5x89,46 cm - 0,59"x35,22"  
G-2131

Main Gold Lista  
1,5x89,46 cm - 0,59"x35,22"  
G-2131

Main Walnut Lista  
1,5x89,46 cm - 0,59"x35,22"  
G-2131

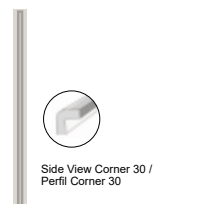
Vita Mate Lista  
1,5x89,46 cm - 0,59"x35,22"  
G-2091

Vita Esmerilado Lista  
1,5x89,46 cm - 0,59"x35,22"  
G-2091

Luz Gold Lista  
1x89,46 cm - 0,39"x35,22"  
G-2091

Luz Silver Lista  
1x89,46 cm - 0,39"x35,22"  
G-2091

Luz Copper Lista  
1x89,46 cm - 0,39"x35,22"  
G-2091



Indo Corner-30  
1,5x29,75 cm  
0,59x11,71"  
G-2085



Side View Corner 30 /  
Perfil Corner 30

CONTENT OF RECYCLED MATERIAL  
CONTENIDO DE MATERIAL RECICLADO

60%

## Matching PVD tiles / PVD coordinado









Nordic Gold / Silver / Copper Arm  
29,75x89,46 cm - 11,71"x35,22"

   
G-2465



Wall: Indo Aqua\_Moss Arm\_Decor 29,75x89,46 cm-Indo Cenefa\_Zocalo Floor: Indo Aqua Pulido 44,63x44,63 cm

Series	Format&Thickness	Unit	 Boxes/Pallet	 m <sup>2</sup> /Pallet	 m <sup>2</sup> /Box	 Pieces/Box	 Kg/Pallet	 Kg/Box
Indo	29,75x89,46x0,74	m2	40	63,88	1,597	6	906	22,08
Indo Arm	29,75x89,46x0,74	m2	36	57,49	1,597	6	900	24,36
Nordic Silver / Gold / Copper Arm	29,75x89,46x0,74	pz	18	23,94	1,330	5	372	19,41
Indo Decor	29,75x89,46x0,74	pz	18	23,94	1,330	5	376	19,60
Indo Mosaico 2,5x2,5	29,75x29,75	m2	36	28,69	0,797	9	372	9,70
Indo Mosaico Hexagonal	26,3x27,4	pz	36	23,26	0,649	9	329	8,50
Indo Lista	4x29,75	pz	99	14,16	0,143	12	330	3,10
Indo Cenefa	6,7x29,75	pz	36	17,93	0,498	25	329	8,51
Indo Zócalo	20x29,75	pz	54	22,52	0,417	7	422	7,40
Indo Corner-30	1,5x29,75	pz	45	6,03	0,134	30	177	3,43
Luz Lista	1x89,46	pz	36	7,09	0,197	22	135	3,11
Main Lista	1,5x89,46	pz	36	8,712	0,242	18	180	12,93
Vita Lista	1,5x89,46	pz	36	48,310	1,342	100	384	10,18

# INSTANT

Slight Variation

Double Firing


Digital

Ligera Variación

Bicocción

Digital

MATCHING FLOOR TILES IN FLOOR TILE CATALOGUE  
PAVIMENTO COORDINADO EN EL CATÁLOGO FLOOR TILES



Unique White  
25,1x75,6 cm - 9,9"x29,76"

G-550



Instant Beige Focus  
25,1x75,6 cm - 9,9"x29,76"

G-574



Instant Nácar Focus  
25,1x75,6 cm - 9,9"x29,76"

G-550



Instant Azul Focus  
25,1x75,6 cm - 9,9"x29,76"

G-574



Focus Gold Lista  
2,3x75,6 cm G-320



Focus Silver Lista  
2,3x75,6 cm G-320



Halo Beige Lista  
1,5x75,6 cm G-300



Halo Black Lista  
1,5x75,6 cm G-300




Matex Lista  
1,5x75,6 cm G-200

## Matching floor tiles / Pavimento coordinado



Instant Beige / Azul Gres  
49,1x49,1 cm - 19,33"x19,33" G-912

## Matching PVD tiles / PVD coordinado



Solid Gold / Silver Focus  
25,1x75,6 cm - 9,88"x29,76" G-357



Wall: Instant Beige Focus 25,1x75,6 cm-Unique White 25,1x75,6 cm

Series	Format&Thickness	Unit	Boxes/Pallet	m <sup>2</sup> /Pallet	m <sup>2</sup> /Box	Pieces/Box	Kg/Pallet	Kg/Box
Instant Focus	25,1x75,6x1 cm	m <sup>2</sup>	45	59,85	1,33	7	1030	22,88
Unique	25,1x75,6x1 cm	m <sup>2</sup>	45	59,85	1,33	7	1144	25,10
Solid Gold / Silver Focus	25,1x75,6x1 cm	pz	13	17,26	1,33	7	300	21,92
Focus Lista	2,3x12,5 cm	pz	40	9,72	0,24	14	214	4,994
Halo Lista	1,5x75,6 cm	pz	40	6,74	0,16	14	142	3,202
Matex Lista	1,5x75,6 cm	pz	40	50,80	1,37	112	437	10,618



Wall: Instant Nacar Focus\_Beige Focus\_Unique White Solid Gold Focus 25,1x75,6 cm-Focus Gold Lista  
Floor: Instant Beige Gres 49,1x49,1 cm

# ISEN

Slight Variation

Double Firing

Digital

Ligera Variación

Bicocción

Digital

MATCHING FLOOR TILES IN FLOOR TILE CATALOGUE  
PAVIMENTO COORDINADO EN EL CATÁLOGO FLOOR TILES



Isen Ivory  
31,6x95,3 cm - 12,4"x37,52"

G-574



Isen Beige  
31,6x95,3 cm - 12,4"x37,52"

G-574



Isen Ivory Linus  
31,6x95,3 cm - 12,4"x37,52"

G-580



Isen Beige Linus  
31,6x95,3 cm - 12,4"x37,52"

G-580



Isen Gold Linus  
31,6x95,3 cm - 12,4"x37,52"

G-357



Isen Silver Linus  
31,6x95,3 cm - 12,4"x37,52"

G-357

## Matching floor tiles / Pavimento coordinado



Isen Ivory / Beige Natural  
100x100 cm - 39,37"x39,37" G-3220  
50x100 cm - 19,68"x39,37" G-3140



Isen Copper Linus  
31,6x95,3 cm - 12,4"x37,52"

G-354

Clio Copper Lista  
1x95,3 cm - 0,39"x37,52"

G-340

Series	Format&Thickness	Unit	Boxes/Pallet	m <sup>2</sup> /Pallet	m <sup>2</sup> /Box	Pieces/Box	Kg/Pallet	Kg/Box
Isen	31'6x95'3x1,10 cm	m <sup>2</sup>	44	52,8	1,2	4	1100	24,61
Isen Linus	31'6x95'3x1,10 cm	m <sup>2</sup>	44	52,8	1,2	4	1050	23,48
City Decor	31'6x95'3 cm	pz	44	52,8	1,2	4	1140	25,521
Isen Gold-Silver-Copper Linus	31'6x95'3 cm	pz	21	18,963	0,903	3	416	19,00
Clio Copper Lista	1x95'3 cm	pz	36	6,19	0,17	18	140	3,504
Gear Lista	1,5x95,3 cm	pz	36	51,48	1,43	100	408	10,95



City Decor \*  
31,6x95,3 cm - 12,4"x37,52"

G-350

\* City Decor is available in 4 different aleatory patterns.  
Ornato está disponible en 4 decorados diferentes aleatorios.



Wall: Isen Ivory\_Ivory Linus 31,6x95,3 cm-Clio Copper Lista Floor: Isen Ivory Natural 100x100 cm

# JACQUARD







Wall: Jacquard Grey\_Jacquard Grey Forbo\_Markham Silver Forbo 44,63x119,3 cm-Altair Silver Lista Floor: Jacquard Grey Natural 89,46x89,46 cm

# JACQUARD

White Body

Rectified

Slight Variation

Double Firing

Thickness 0,78 cm

Pasta Blanca

Rectificado

Ligera Variación

Bicocción


Espesor 0,78 cm

MATCHING FLOOR TILES IN FLOOR TILE CATALOGUE  
PAVIMENTO COORDINADO EN EL CATÁLOGO FLOOR TILES



Jacquard Ivory  
44,63x119,3 cm - 17,57"x46,97"

G-3234



Jacquard Ivory  
Mosaico 2,5x2,5  
29,75x29,75 cm -  
11,71"x11,71"

G-3756



Jacquard Ivory Surf  
44,63x119,3 cm - 17,57"x46,97"

G-3264



Jacquard Ivory Forbo  
44,63x119,3 cm - 17,57"x46,97"

G-3264



\*Side View Corner/  
Perfil Corner

Jacquard Corner 45  
1,5x44,63 cm -  
0,59"x17,57"

G-2115

CONTENT OF RECYCLED MATERIAL  
CONTENIDO DE MATERIAL RECICLADO


60%

Series	Format&Thickness	Unit	Boxes/Pallet	m <sup>2</sup> /Pallet	m <sup>2</sup> /Box	Pieces/Box	Kg/Pallet	Kg/Box
Jacquard/Jacquard Decor	44,63x119,3x0,78 cm	m <sup>2</sup>	24	51,11	2,13	4	800	31,48
Jacquard Forbo	44,63x119,3x0,78 cm	m <sup>2</sup>	24	38,33	1,60	3	650	25,23
Jacquard Mosaico	29,75x29,75 cm	m <sup>2</sup>	36	28,69	0,797	9	365	9,50
Jacquard Corner	1,5x44,63 cm	pz	36	2,412	0,067	10	91	1,90
Altair Lista	1x119,3 cm	pz	15	5,37	0,358	30	106	5,50
Strato Lista	1x119,3 cm	pz	15	18,615	1,241	104	203	12,00
Eclectic	20,2x25 cm	pz	32	9,69	0,303	6	193	5,302



Jacquard Grey  
44,63x119,3 cm - 17,57"x46,97"

G-3234



Jacquard Grey  
Mosaico 2,5x2,5  
29,75x29,75 cm -  
11,71"x11,71"

G-3756



Jacquard Grey Surf  
44,63x119,3 cm - 17,57"x46,97"

G-3264



Jacquard Grey Forbo  
44,63x119,3 cm - 17,57"x46,97"

G-3264


**Matching floor tiles / Pavimento coordinado**



Jacquard Ivory / Grey / Vison Natural  
59,55x59,55 cm - 23,45"x23,45"  
89,46x89,46 cm - 35,22"x35,22"

G-3194  
G-3372

**Matching PVD tiles / PVD coordinado**



Markham Gold Surf / Silver Surf / Gold Forbo / Silver Forbo  
44,63x119,3 cm - 17,57"x46,97"

G-2655

# JACQUARD

White Body

Rectified

Slight Variation

Double Firing

Thickness 0,78 cm

Pasta Blanca

Rectificado

Ligera Variación

Bicocción

Espesor 0,78 cm



Jacquard Vison  
44,63x119,3 cm - 17,57"x46,97"

G-3234



Jacquard Vison  
Mosaico 2,5x2,5  
29,75x29,75 cm -  
11,71"x11,71"

G-3756




Jacquard Vison Surf  
44,63x119,3 cm - 17,57"x46,97"

G-3264



Jacquard Vison Forbo  
44,63x119,3 cm - 17,57"x46,97"

G-3264



Jacquard Decor\*  
44,63x119,3 cm - 17,57"x46,97"

G-2375



Eclectic Gold  
20,2x25 cm -  
7,95"x9,84"

G-2303



Eclectic Silver  
20,2x25 cm -  
7,95"x9,84"

G-2303

\*Jacquard Decor consists of 8 different aleatory patterns |  
\*Jacquard Decor se compone de 8 decoraciones diferentes aleatorias

Altair Gold - Silver Lista  
1x119,3 cm - 0,39"x46,97"

G-2131

Strato Plata Mate Lista  
1x119,3 cm - 0,39"x46,97"

G-2087


CONTENT OF RECYCLED MATERIAL  
CONTENIDO DE MATERIAL RECICLADO


60%



Wall: Jacquard Decor 44,63x119,3 cm

# JOLIET





Wall: Joliet Sapphire\_Sapphire Prisma 7,4x29,75 cm

Floor: Bohemian Sand Outdoor 2CM 99,55x99,55 cm

# JOLIET

White Body    Slight Variation    Double Firing    Digital    0,85 cm Thickness  
 Pasta Blanca    Ligera Variación    Bicocción    Digital    0,85 cm Espesor



Joliet Jade\*  
 7,4x29,75 cm -  
 2,91"x11,71"    G-574



Joliet Toffee\*  
 7,4x29,75 cm -  
 2,91"x11,71"    G-574



Joliet Sapphire\*  
 7,4x29,75 cm -  
 2,91"x11,71"    G-574



Joliet Jade Prisma\*  
 7,4x29,75 cm -  
 2,91"x11,71"    G-574



Joliet Toffee Prisma\*  
 7,4x29,75 cm -  
 2,91"x11,71"    G-574



Joliet Sapphire Prisma\*  
 7,4x29,75 cm -  
 2,91"x11,71"    G-574


\*Product to be cleaned with PH Neutral |  
 \*Limpiar con productos PH Neutros



Wall: Joliet Jade\_Jade Prisma 7,4x29,75 cm

Series	Format&Thickness	Unit	Boxes/Pallet	m <sup>2</sup> /Pallet	m <sup>2</sup> /Box	Pieces/Box	Kg/Pallet	Kg/Box
Joliet	7,4x29,75x0,85 cm	m <sup>2</sup>	54	54,54	1,01	46	860	15,47
Joliet Prisma	7,4x29,75x0,85 cm	m <sup>2</sup>	54	49,7	0,92	42	790	14,14





Wall: Joliet Ivory\_Toffee\_Toffee Prisma 7,4x29,75 cm

Floor: Metallic Grey Natural 99,55x99,55 cm-Metallic Grey Natural Mos. 5x5

# JOLIET





Wall: Joliet White Prisma 7,4x29,75 cm

Floor: Altea Olivo Natural 59,2x59,2 cm

# JOLIET

White Body

Slight Variation

Double Firing


0,85 cm Thickness

Pasta Blanca

Ligera Variación

Bicocción

0,85 cm Espesor



Joliet White  
7,4x29,75 cm -  
2,91"x11,71" G-514



Joliet Ivory  
7,4x29,75 cm -  
2,91"x11,71" G-514



Joliet Blue  
7,4x29,75 cm -  
2,91"x11,71" G-514



Joliet Green  
7,4x29,75 cm -  
2,91"x11,71" G-514



Joliet Grey  
7,4x29,75 cm -  
2,91"x11,71" G-514



Joliet Black  
7,4x29,75 cm -  
2,91"x11,71" G-514



Joliet White Prisma  
7,4x29,75 cm -  
2,91"x11,71" G-514



Joliet Ivory Prisma  
7,4x29,75 cm -  
2,91"x11,71" G-514



Joliet Blue Prisma  
7,4x29,75 cm -  
2,91"x11,71" G-514



Joliet Green Prisma  
7,4x29,75 cm -  
2,91"x11,71" G-514



Joliet Grey Prisma  
7,4x29,75 cm -  
2,91"x11,71" G-514



Joliet Black Prisma  
7,4x29,75 cm -  
2,91"x11,71" G-514



Wall: Joliet Grey\_Grey Prisma 7,4x29,75 cm


Floor: Bohemian Blue Natural 49,75x99,55 cm


Series	Format&Thickness	Unit	Boxes/Pallet	m <sup>2</sup> /Pallet	m <sup>2</sup> /Box	Pieces/Box	Kg/Pallet	Kg/Box
Joliet	7,4x29,75x0,85 cm	m <sup>2</sup>	54	54,54	1,01	46	860	15,47
Joliet Prisma	7,4x29,75x0,85 cm	m <sup>2</sup>	54	49,7	0,92	42	790	14,14





Wall: Joliet Green\_Green Prisma 7,4x29,75 cm

**Matching floor tiles / Pavimento coordinado**




**Metallic White / Grey Natural**   
 99,55x99,55 cm - 39,19"x39,19" G-3268  
 49,75x99,55 cm - 19,59"x39,19" G-3162  
 59,55x59,55 cm - 23,45"x23,45" G-3146

**Metallic Green / Brown Natural**   
 99,55x99,55 cm - 39,19"x39,19" G-3284  
 49,75x99,55 cm - 19,59"x39,19" G-3186  
 59,55x59,55 cm - 23,45"x23,45" G-3162

**Attila Natural**   
 99,55x99,55 cm - 39,19"x39,19" G-3268  
 49,75x99,55 cm - 19,59"x39,19" G-3162  
 59,55x59,55 cm - 23,45"x23,45" G-3146



**Norway Maple / Oak / Walnut / Ash / Moka Natural**   
 16x99,55 cm - 6,3"x39,19"

G-3170

# JUNGLE

White Body

Rectified

Slight Variation

Double Firing

Thickness 0,74 cm


Pasta Blanca

Rectificado

Ligera Variación


Bicocción

Espesor 0,74 cm



Neutral Blanco  
29,75x89,46 cm - 11,71"x35,22"

G-3218



Bosco Walnut Mosaico 2,5x2,5  
29,75x29,75 cm - 11,71"x11,71"

G-3756



Jungle White Bosco  
29,75x89,46 cm - 11,71"x35,22"

G-3258



Jungle Walnut Bosco  
29,75x89,46 cm - 11,71"x35,22"

G-3258

Vita Mate Lista  
1,5x89,46 cm - 0,59x35,22"

G-2091

Vita Esmerilado Lista  
1,5x89,46 cm - 0,59x35,22"

G-2091

CONTENT OF RECYCLED MATERIAL  
CONTENIDO DE MATERIAL RECICLADO

64%

Series	Format&Thickness	Unit	Boxes/Pallet	m <sup>2</sup> /Pallet	m <sup>2</sup> /Box	Pieces/Box	Kg/Pallet	Kg/Box
Jungle Bosco 30x90	29,75x89,46x0,74	m2	36	57,492	1,597	6	820	22,30
Bosco Walnut Mosaico	29,75x29,75	m2	36	31,86	0,885	10	671	18,25
Neutral	29,75x89,46x0,74	m2	40	63,880	1,597	6	850	20,67
Vita Lista	1,5x89,46	pz	36	48,312	1,342	100	380,55	10,18


# LEVEL

White Body

Slight Variation

Pasta Blanca

Ligera Variación



Level Blanco  
25,1x75,6 cm - 9,9"x29,76"

G-550



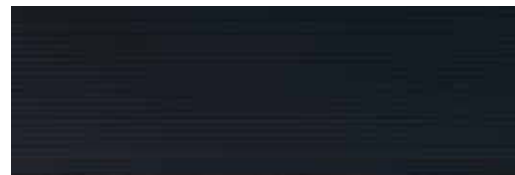
Level Pistacho  
25,1x75,6 cm - 9,9"x29,76"

G-560



Level Rojo  
25,1x75,6 cm - 9,9"x29,76"

G-580




Level Negro  
25,1x75,6 cm - 9,9"x29,76"

G-560

MATCHING FLOOR TILES IN FLOOR TILE CATALOGUE  
PAVIMENTO COORDINADO EN EL CATÁLOGO FLOOR TILES

Matching floor tiles |  
Pavimento coordinado



Vallter Blanco -  
Sensation Negro  
31,6x59,2 cm

G-890



Sensation Rojo\_Pistacho  
31,6x59,2 cm

G-917/910

Series	Format&Thickness	Unit	Boxes/Pallet	m <sup>2</sup> /Pallet	m <sup>2</sup> /Box	Pieces/Box	Kg/Pallet	Kg/Box
Stripes	20x59,2x0,95	m <sup>2</sup>	64	68,48	1,07	9	1269	19,61
Stripes Decor	20x59,2x0,95	pz	48	28,42	0,59	5	579	11,76
Stripes Cenefa	5X59,2	pz	48	24,14	0,50	17	492	9,94
Riveira Lista	1,5X59,2	pz	96	17,86	0,18	21	401	4,03
Acier / Demeter Lista	1X59,2	pz	96	39,74	0,41	70	400	4,02
Niebla Lista	1,5X59,2	pz	96	10,27	0,10	10	228	2,22

# KILIM

White Body

Rectified

High Variation

Double Firing

Thickness 0,74 cm

Pasta Blanca

Rectificado

Contraste de Tonalidad

Bicocción

Espesor 0,74 cm

MATCHING FLOOR TILES IN FLOOR TILE CATALOGUE  
PAVIMENTO COORDINADO EN EL CATÁLOGO FLOOR TILES



Shagreen White  
29,75x59,55 cm - 11,71"x23,45"

G-3140




Kilim Nain  
29,75x59,55 cm - 11,71"x23,45"

G-3154



\*Kilim Nain consists of 6 different aleatory patterns |  
\*Kilim Nain se compone de 6 decoraciones diferentes aleatorias



Bettoni Gold - Silver - Copper Lista  
1x59,55 cm - 0,39"x23,45"

G-2089

## Matching floor tiles / Pavimento coordinado



Kilim Nain Natural  
59,55x59,55 cm - 23,45"x23,45"

G-3258



Wall: Kilim Nain 29,75x59,55 cm

Floor: Kilim Nain Natural 59,55x59,55 cm

CONTENT OF RECYCLED MATERIAL  
CONTENIDO DE MATERIAL RECICLADO

60%

Series	Format&Thickness	Unit	Boxes/Pallet	m <sup>2</sup> /Pallet	m <sup>2</sup> /Box	Pieces/Box	Kg/Pallet	Kg/Box
Shagreen/Kilim	29,75x59,55x0,74 cm	m <sup>2</sup>	40	49,60	1,24	7	730	17,67
Bettoni Lista	1x59,55 cm	pz	96	6,91	0,07	12	115	0,957

# LUXOR







Wall: Luxor Quartzite Aurora\_Quartzite Aurora Diva 44,63x119,3 cm-Magma Moldura\_Cf.\_Zóc.  
Floor: Luxor Quartzite Aurora Pulido 89,46x89,46 cm

# LUXOR





Wall: Luxor Ilusion White\_Ilusion White Diva\_Royal Black\_Royal Black Diva 44,63x119,3 cm  
Floor: Luxor Ilusion White Pulido\_Royal Black Pulido 59,55x59,55 cm

# LUXOR

White Body

Rectified

High Variation

Double Firing

Thickness 0,78 cm

Pasta Blanca

Rectificado

Contraste de Tonalidad

Bicoccción

Espesor 0,78 cm

MATCHING FLOOR TILES IN FLOOR TILE CATALOGUE  
PAVIMENTO COORDINADO EN EL CATÁLOGO FLOOR TILES



Luxor Ilusion White  
44,63x119,3 cm - 17,57"x46,97"  
G-3234




Luxor Ilusion White Diva  
44,63x119,3 cm - 17,57"x46,97"  
G-3264



Luxor Quartzite Aurora  
44,63x119,3 cm - 17,57"x46,97"  
G-3234



Luxor Quartzite Aurora Diva  
44,63x119,3 cm - 17,57"x46,97"  
G-3264



Luxor Ilusion White  
Mosaico Decor  
29,75x29,75 cm  
11,71"x11,71"  
G-3828



detalle mosaico



Luxor Quartzite  
Aurora Mos. Decor  
29,75x29,75 cm -  
11,71"x11,71"  
G-3828



detalle mosaico



Magma Moldura  
4,5x44,63 cm - 1,77"x17,57"  
G-2131



Magma Cenefa  
7x44,63 cm - 2,76"x17,57"  
G-2179



Magma Zocalo  
9,91x44,63 cm - 3,54"x17,57"  
G-2187



Luxor Corner 45  
1,5x44,63 cm  
0,59"x17,57"  
G-2115




\*Side View Corner/  
Perfil Corner

CONTENT OF RECYCLED MATERIAL  
CONTENIDO DE MATERIAL RECICLADO

44%

Series	Format&Thickness	Unit	Boxes/Pallet	m <sup>2</sup> /Pallet	m <sup>2</sup> /Box	Pieces/Box	Kg/Pallet	Kg/Box
Luxor	44,63x119,3x0,78 cm	m <sup>2</sup>	24	51,11	2,13	4	780	31,48
Luxor Diva	44,63x119,3x0,78 cm	m <sup>2</sup>	24	38,33	1,60	3	680	26,48
Luxor Mosaico Decor	29,75x29,75 cm	m <sup>2</sup>	36	28,69	0,79	9	405	10,6
Luxor Corner	1,5x44,63 cm	pz	36	2,412	0,067	10	91	1,9
Altair Lista	1x119,3 cm	pz	15	5,37	0,358	30	106	5,50
Strato Lista	1x119,3 cm	pz	15	18,615	1,241	104	203	12,00
Eclectic	20,2x25 cm	pz	32	9,69	0,303	6	193	5,302



Luxor Royal Black  
44,63x119,3 cm - 17,57"x46,97" G-3234



Luxor Royal Black Diva  
44,63x119,3 cm - 17,57"x46,97" G-3264



Luxor Blossom Ornato\*  
44,63x119,3 cm - 17,57"x46,97" G-3392



Luxor Verrier Ornato\*  
44,63x119,3 cm - 17,57"x46,97" G-3392



Luxor Royal Black  
Mosaico Decor  
29,75x29,75 cm -  
11,71"x11,71" G-3828



detalle mosaico

\*Luxor Blossom Ornato consists of 8 different aleatory patterns |  
\*Luxor Blossom Ornato se compone de 8 decoraciones diferentes aleatorias

\*Luxor Verrier Ornato consists of 11 different aleatory patterns |  
\*Luxor Verrier Ornato se compone de 11 decoraciones diferentes aleatorias



Eclectic Gold  
20,2x25 cm -  
7,95"x9,84" G-2303



Eclectic Silver  
20,2x25 cm -  
7,95"x9,84" G-2303

Altair Gold - Silver Lista  
1x119,3 cm - 0,39"x46,97"

G-2131

Strato Plata Mate Lista  
1x119,3 cm - 0,39"x46,97"

G-2087

### Matching floor tiles / Pavimento coordinado

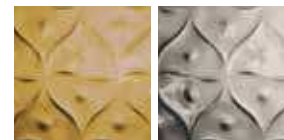


Luxor Illusion White / Royal Black / Quartzite Aurora Pulido  
89,46x89,46 cm - 35,22"x35,22" G-3442  
59,55x59,55 cm - 23,45"x23,45" G-3298



Luxor Stamp / Centro Pulido  
89,46x89,46 cm - 35,22"x35,22" G-3456/2585  
59,55x59,55 cm - 23,45"x23,45" G-3314/2243

### Matching PVD tiles / PVD coordinado



Montblanc Gold / Silver Diva  
44,63x119,3 cm -  
17,57"x46,97" G-2655

# MAGMA





Wall: Magma Ivory\_Ivory Nova\_Emerald\_Emerald Nova\_Montblanc Gold Nova 44,63x119,3 cm-Magma Mold.\_Cf.\_Zóc.  
Floor: Magma Emerald Pulido 59,55x59,55 cm

# MAGMA







Wall: Magma Beige\_Beige Nova 44,63x119,3 cm

Floor: Magma Beige Pulido 59,55x59,55 cm

# MAGMA

White Body

Rectified

High Variation

Double Firing

Thickness 0,78 cm

Pasta Blanca

Rectificado

Contraste de Tonalidad

Bicoccción

Espesor 0,78 cm

MATCHING FLOOR TILES IN FLOOR TILE CATALOGUE  
PAVIMENTO COORDINADO EN EL CATÁLOGO FLOOR TILES



**Magma Ivory**  
44,63x119,3 cm - 17,57"x46,97"  
G-3234




**Magma Ivory Nova**  
44,63x119,3 cm - 17,57"x46,97"  
G-3264



**Magma Beige**  
44,63x119,3 cm - 17,57"x46,97"  
G-3234




**Magma Beige Nova**  
44,63x119,3 cm - 17,57"x46,97"  
G-3264



**Magma Ivory Mosaico Decor**  
29,75x29,75 cm  
11,71"x11,71"  
G-3828



detalle mosaico



**Magma Beige Mosaico Decor**  
29,75x29,75 cm  
11,71"x11,71"  
G-3828



detalle mosaico



**Magma Moldura**  
4,5x44,63 cm - 1,77"x17,57"  
G-2131



**Magma Cenefa**  
7x44,63 cm - 2,76"x17,57"  
G-2179



**Magma Zocalo**  
9,91x44,63 cm - 3,54"x17,57"  
G-2187



**Magma Corner 45**  
1,5x44,63 cm - 0,59"x17,57"  
G-2115



\*Side View Corner/  
Perfil Corner

CONTENT OF RECYCLED MATERIAL  
CONTENIDO DE MATERIAL RECICLADO

61%

Series	Format&Thickness	Unit	Boxes/Pallet	m <sup>2</sup> /Pallet	m <sup>2</sup> /Box	Pieces/Box	Kg/Pallet	Kg/Box
Magma	44,63x119,3x0,78 cm	m <sup>2</sup>	24	51,11	2,13	4	780	31,48
Magma Nova	44,63x119,3x0,78 cm	m <sup>2</sup>	24	38,33	1,60	3	680	26,48
Magma Mosaico Decor	29,75x29,75 cm	m <sup>2</sup>	36	28,69	0,79	9	398	10,4
Magma Corner	1,5x44,63 cm	pz	36	2,412	0,067	10	91	1,9
Altair Lista	1x119,3 cm	pz	15	5,37	0,358	30	106	5,50
Strato Lista	1x119,3 cm	pz	15	18,615	1,241	104	203	12,00
Eclectic	20,2x25 cm	pz	32	9,69	0,303	6	193	5,302




Magma Emerald  
44,63x119,3 cm - 17,57"x46,97"  
G-3234



Magma Emerald Nova  
44,63x119,3 cm - 17,57"x46,97"  
G-3264



Magma Decor\*  
44,63x119,3 cm - 17,57"x46,97"  
G-2375



Magma Emerald  
Mosaico Decor  
29,75x29,75 cm -  
11,71"x11,71"  
G-3828



detalle mosaico

\*Magma Decor consists of 9 different aleatory patterns |  
\*Magma Decor se compone de 9 decoraciones diferentes aleatorias



Eclectic Gold  
20,2x25 cm -  
7,95"x9,84"  
G-2303



Eclectic Silver  
20,2x25 cm -  
7,95"x9,84"  
G-2303

Altair Gold - Silver Lista  
1x119,3 cm - 0,39"x46,97"

G-2131

Strato Plata Mate Lista  
1x119,3 cm - 0,39"x46,97"

G-2087

### Matching floor tiles / Pavimento coordinado

### Matching PVD tiles / PVD coordinado




Magma Ivory / Beige / Emerald Pulido  
59,55x119,3 cm - 23,45"x46,97"  
59,55x59,55 cm - 23,45"x23,45"



G-3442  
G-3298



Magma Centro Pulido  
59,55x59,55 cm -  
23,45"x23,45"  
G-2243



Montblanc Gold / Silver Nova  
44,63x119,3 cm -  
17,57"x46,97"  
G-2655

# MARBOX





Wall: Marbox Travertine\_Travertine Square 44,63x119,3 cm Floor: Marbox Travertine Natural 59,55x59,55 cm

# MARBOX

White Body

Rectified

Slight Variation

Double Firing

Thickness 0,78 cm

Pasta Blanca

Rectificado

Ligera Variación

Bicocción


Espesor 0,78 cm

MATCHING FLOOR TILES IN FLOOR TILE CATALOGUE  
PAVIMENTO COORDINADO EN EL CATÁLOGO FLOOR TILES




Marbox Travertine  
44,63x119,3 cm - 17,57"x46,97"

G-3234



Marbox Travertine  
Mosaico 2,5x2,5  
29,75x29,75 cm -  
11,71"x11,71"

G-3756




Marbox Travertine  
Mosaico Decor  
29,75x29,75 cm -  
11,71"x11,71"

G-3828



Marbox Travertine Surf  
44,63x119,3 cm - 17,57"x46,97"

G-3264



Marbox Travertine Square  
44,63x119,3 cm - 17,57"x46,97"

G-3264



\*Side View Corner/  
Perfil Corner

Marbox Corner 45  
1,5x44,63 cm -  
0,59"x17,57"


G-2115



Marbox Travertine Muretto  
14,70x59,55 cm - 5,79"x23,44"

G-3298


## Matching floor tiles / Pavimento coordinado



Marbox Travertine / Serpentine / Calacatta Natural  
59,55x59,55 cm - 23,45"x23,45"


G-3194

## Matching PVD tiles / PVD coordinado



Markham Gold / Silver Surf / Gold / Silver Square  
44,63x119,3 cm - 17,67"x46,97"

G-2655



Montblanc Gold / Silver Surf / Gold / Silver Square  
44,63x119,3 cm - 17,67"x46,97"

G-2655


CONTENT OF RECYCLED MATERIAL  
CONTENIDO DE MATERIAL RECICLADO

60%




Marbox Serpentine  
44,63x119,3 cm - 17,57"x46,97"

G-3234




Marbox Serpentine  
Mosaico 2,5x2,5  
29,75x29,75 cm -  
11,71"x11,71"

G-3756



Marbox Serpentine  
Mosaico Decor  
29,75x29,75 cm -  
11,71"x11,71"

G-3828



Marbox Serpentine Square  
44,63x119,3 cm - 17,57"x46,97"

G-3264



Marbox Serpentine Square  
44,63x119,3 cm - 17,57"x46,97"

G-3264



Marbox Serpentine Muretto  
14,70x59,55 cm - 5,79"x23,44"

G-3298



Altair Gold - Silver Lista  
1x119,3 cm - 0,39"x46,97"

G-2131



Strato Plata Mate Lista  
1x119,3 cm - 0,39"x46,97"

G-2087

Series	Format&Thickness	Unit	Boxes/Pallet	m <sup>2</sup> /Pallet	m <sup>2</sup> /Box	Pieces/Box	Kg/Pallet	Kg/Box
Marbox	44,63x119,3x0,78 cm	m <sup>2</sup>	24	51,11	2,13	4	800	31,48
Marbox Square	44,63x119,3x0,78 cm	m <sup>2</sup>	24	38,33	1,60	3	650	25,23
Marbox Decor A-B	44,63x119,3x0,78 cm	pz	8	21,29	2,662	5	336	36,49
Marbox Mosaico	29,75x29,75 cm	m <sup>2</sup>	36	28,7	0,797	9	365	9,51
Marbox Mosaico Decor	29,75x29,75 cm	m <sup>2</sup>	36	31,86	0,797	9	390	10,19
Marbox Muretto	14,70x59,55 cm	pz	21	20,31	0,967	11	302	13,31
Marbox Corner	1,5x44,63 cm	pz	36	2,412	0,067	10	91	1,9
Altair Lista	1x119,3 cm	pz	15	5,37	0,358	30	106	5,50
Strato Lista	1x119,3 cm	pz	15	18,615	1,241	104	203	12,00
Eclectic	20,2x25 cm	pz	32	9,69	0,303	6	193	5,302

# MARBOX

White Body

Rectified

Slight Variation

Double Firing

Thickness 0,78 cm

Pasta Blanca

Rectificado

Ligera Variación


Bicocción

Espesor 0,78 cm




Marbox Calacatta  
44,63x119,3 cm - 17,57"x46,97"

G-3234



Marbox Calacatta  
Mosaico 2,5x2,5  
29,75x29,75 cm -  
11,71"x11,71"

G-3756




Marbox Calacatta  
Mosaico Decor  
29,75x29,75 cm -  
11,71"x11,71"

G-3828




Marbox Calacatta Surf  
44,63x119,3 cm - 17,57"x46,97"

G-3264



Marbox Calacatta Square  
44,63x119,3 cm - 17,57"x46,97"

G-3264



Marbox Calacatta Muretto  
14,70x59,55 cm - 5,79"x23,44"

G-3298



Marbox Decor A-B\*  
44,63x119,3 cm - 17,57"x46,97"

G-2585



Eclectic Gold  
20,2x25 cm -  
7,95"x9,84"

G-2303



Eclectic Silver  
20,2x25 cm -  
7,95"x9,84"

G-2303

\*Price per piece |  
\*Precio por pieza

CONTENT OF RECYCLED MATERIAL  
CONTENIDO DE MATERIAL RECICLADO

60%





Wall: Marbox Calacatta Surf 44,63x119,3 cm

# MARKHAM





Wall: Markham White\_White Teide 44,63x119,3 cm-Altair Gold Lista

Floor: Kilim Nain Natural 59,55x59,55 cm

# MARKHAM

White Body

Rectified

Uniform Appearance

Double Firing

Thickness 0,78 cm

Pasta Blanca


Rectificado

Aspecto Uniforme

Bicoccción


Espesor 0,78 cm

MATCHING FLOOR TILES IN FLOOR TILE CATALOGUE  
PAVIMENTO COORDINADO EN EL CATÁLOGO FLOOR TILES




Markham White  
44,63x119,3 cm - 17,57"x46,97"

G-3220



Neutral Blanco  
Mosaico 2,5x2,5  
29,75x29,75 cm -  
11,71"x11,71"

G-3756



Cross White  
Mosaico  
29,75x29,75 cm -  
11,71"x11,71"

G-2235



Markham White Shade  
44,63x119,3 cm - 17,57"x46,97"

G-3264



Markham White Surf  
44,63x119,3 cm - 17,57"x46,97"

G-3264



\*Side View Corner/  
Perfil Corner

Markham Corner 45  
1,5x44,63 cm -  
0,59"x17,57"

G-2115



Markham White Fizz  
44,63x119,3 cm - 17,57"x46,97"

G-3264

CONTENT OF RECYCLED MATERIAL  
CONTENIDO DE MATERIAL RECICLADO

62%

Series	Format&Thickness	Unit	Boxes/Pallet	m <sup>2</sup> /Pallet	m <sup>2</sup> /Box	Pieces/Box	Kg/Pallet	Kg/Box
Markham	44,63x119,3x0,78 cm	m <sup>2</sup>	24	51,11	2,13	4	800	31,48
Markham Square/Forbo/Teide/ Fizz/Surf	44,63x119,3x0,78 cm	m <sup>2</sup>	24	38,33	1,60	3	650	25,23
Neutral Mosaico	29,75x29,75 cm	m <sup>2</sup>	36	31,86	0,89	10	400	10,51
Cross Mosaico	29,75x29,75 cm	m <sup>2</sup>	36	28,8	0,80	9	383	10
Markham Corner	1,5x44,63 cm	pz	36	2,412	0,067	10	91	1,9
Altair Lista	1x119,3 cm	pz	15	5,37	0,358	30	106	5,50
Strato Lista	1x119,3 cm	pz	15	18,615	1,241	104	203	12,00
Eclectic	20,2x25 cm	pz	32	9,69	0,303	6	193	5,302



Markham White Square  
44,63x119,3 cm - 17,57"x46,97"



Markham White Forbo  
44,63x119,3 cm - 17,57"x46,97"



Markham White Teide  
44,63x119,3 cm - 17,57"x46,97"



Altair Gold - Silver Lista  
1x119,3 cm - 0,39"x46,97"



Strato Plata Mate Lista  
1x119,3 cm - 0,39"x46,97"




Eclectic Gold  
20,2x25 cm - G-2303  
7,95"x9,84"




Eclectic Silver  
20,2x25 cm - G-2303  
7,95"x9,84"

### Matching floor tiles | Pavimento coordinado



Neutral Blanco Nat.   
29,75x29,75 cm - G-3286  
11,71"x11,71"



Neutral Blanco Nat.   
59,55x59,55 cm - G-3330  
23,45"x23,45"

# MARKHAM

<b>White Body</b>	<b>Rectified</b>	<b>Uniform Appearance</b>	<b>Double Firing</b>	<b>Thickness 0,78 cm</b>
Pasta Blanca	Rectificado	Aspecto Uniforme	Bicoccción	Espesor 0,78 cm



A



B

Markham Botanica A-B \*\*  
44,63x119,3 cm - 17,57"x46,97"

\*\* Price per piece  
\*\* Precio por pieza

G-2585



Markham Nature Pink  
44,63x119,3 cm - 17,57"x46,97"

G-2585




Markham Nature Blue  
44,63x119,3 cm - 17,57"x46,97"

G-2585



Markham Nature Green  
44,63x119,3 cm - 17,57"x46,97"

G-2585



Wall: Markham White Shade 44,63x119,3 cm

# METALLIC







Wall: Metallic White\_White Plate\_Green\_Green Plate 29,75x99,55 cm-Metallic White Mos. 2,5x2,5-Geneva Silver Lista  
Floor: Metallic Green Natural 99,55x99,55 cm-Metallic Green Mos. Hexagonal 28x30 cm

# METALLIC





Wall: Metallic White\_White Plate\_Ornato 29,75x99,55 cm

Floor: Metallic Green Natural 99,55x99,55 cm

# METALLIC

White Body

Rectified

Moderate Variation

Double Firing

Digital

0,75 cm Thickness

Pasta Blanca

Rectificado

Moderada Variación

Bicocción

Digital

0,75 cm Espesor

MATCHING FLOOR TILES IN FLOOR TILE CATALOGUE  
PAVIMENTO COORDINADO EN EL CATÁLOGO FLOOR TILES



**Metallic White**  
29,75x99,55 cm - 11,71"x39,19"

G-592



**Metallic Grey**  
29,75x99,55 cm - 11,71"x39,19"

G-592



**Metallic White Plate**  
29,75x99,55 cm - 11,71"x39,19"

G-599



**Metallic Grey Plate**  
29,75x99,55 cm - 11,71"x39,19"

G-599



**Metallic Ornato\***  
29,75x99,55 cm - 11,71"x39,19"

G-614



**Metallic Green**  
29,75x99,55 cm - 11,71"x39,19"

G-592



**Cosmos Decor**  
29,75x99,55 cm - 11,71"x39,19"

G-349



**Metallic Green Plate**  
29,75x99,55 cm - 11,71"x39,19"

G-599

\*Metallic Ornato consists of 12 different aleatory patterns |  
\*Metallic Ornato se compone de 12 decoraciones diferentes aleatorias



**Geneva Gold - Silver - Copper Lista**  
1x99,55 cm - 0,39"x39,19"

G-291



**Reid Plata Mate Lista**  
1x99,55 cm - 0,39"x39,19"


G-261



\*Side View Corner 30  
Perfil Corner 30

**Metallic Corner 30**  
1,5x29,75 cm - 0,59"x11,71"

G-330



**Metallic White Mosaico 2,5x2,5**  
29,75x29,75 cm - 11,71"x11,71"

G-618



**Metallic Grey Mosaico 2,5x2,5**  
29,75x29,75 cm - 11,71"x11,71"

G-618




**Metallic Green Mosaico 2,5x2,5**  
29,75x29,75 cm - 11,71"x11,71"

G-618

Series	Format&Thickness	Unit	Boxes/Pallet	m <sup>2</sup> /Pallet	m <sup>2</sup> /Box	Pieces/Box	Kg/Pallet	Kg/Box
Metallic / Ornato	29,75x99,5x0,74 cm	m2	44	78,32	1,780	6	1100	24,61
Metallic Plate	29,75x99,5x0,74 cm	m2	44	65,12	1,480	5	950	21,21
Glimpse Gold - Silver Plate	29,75x99,5x0,74 cm	pz	21	18,67	0,889	3	300	13,5
Cosmos Decor	29,75x99,5x0,74 cm	pz	44	65,12	1,480	5	950	21,21
Metallic Corner	1,5x29,75 cm	pz	36	3,85	0,107	24	100	2,40
Geneva Lista	1x99,55 cm	pz	15	4,49	0,299	30	70	3,10
Reid Lista	1x99,55 cm	pz	15	15,52	1,035	104	166	10,13
Metallic Mos. 2,5x2,5	29,75x29,75 cm	pz	36	28,69	0,797	9	361	9,40


**Matching floor tiles | Pavimento coordinado**



**Metallic White / Grey Natural**  
 99,55x99,55 cm - 39,19"x39,19"  
 49,75x99,55 cm - 19,59"x39,19"  
 59,55x59,55 cm - 23,45"x23,45"  
**Metallic Green / Brown Natural**  
 99,55x99,55 cm - 39,19"x39,19"  
 49,75x99,55 cm - 19,59"x39,19"  
 59,55x59,55 cm - 23,45"x23,45"

▲  
 G-3268  
 G-3162  
 G-3146  
 G-3284  
 G-3186  
 G-3162

**Matching PVD tiles | PVD coordinado**



**Glimpse Gold Plate** PVD G-349  
 29,75x99,55 cm - 11,71"x39,19"  
**Glimpse Silver Plate** PVD G-349  
 29,75x99,55 cm - 11,71"x39,19"



Wall: Metallic Grey\_Grey Plate 29,75x99,55 cm-Chaplin Silver Chic Hexagon 25x29 cm

Floor: Metallic Grey Natural 99,55x99,55 cm

# METRO

Uniform Appearance

Double Firing


Digital

Aspecto Uniforme

Bicocción

Digital

MATCHING FLOOR TILES IN FLOOR TILE CATALOGUE  
PAVIMENTO COORDINADO EN EL CATÁLOGO FLOOR TILES




Metro White  
20x59,2 cm - 7,9"x23,3" G-515



Metro Red  
20x59,2 cm - 7,9"x23,3" G-574




Metro Black  
20x59,2 cm - 7,9"x23,3" G-515



Metro White  
10x59,2 cm - 3,93"x23,3" G-574



Metro Red  
10x59,2 cm - 3,93"x23,3" G-610



Metro Black  
10x59,2 cm - 3,93"x23,3" G-574




Metro White Lista  
2x59,2 cm G-230




Metro Red Lista  
2x59,2 cm G-230



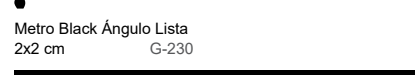
Metro Black Lista  
2x59,2 cm G-230



Metro White Ángulo Lista  
2x2 cm G-230



Metro Red Ángulo Lista  
2x2 cm G-230



Metro Black Ángulo Lista  
2x2 cm G-230



\*Side View Lista.  
Perfil Lista.



Cloudy Red Lista  
1,5x59,2 cm G-290



Cloudy Negro Lista  
1,5x59,2 cm G-290



Paris Silver  
20x59,2 cm - 7,9"x23,3" G-355



Paris Gold  
20x59,2 cm - 7,9"x23,3" G-355



Paris Silver Cenefa  
10x59,2 cm - 3,93"x23,3" G-330



Paris Gold Cenefa  
10x59,2 cm - 3,93"x23,3" G-330



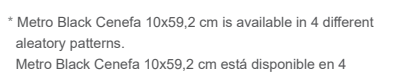
Metro Black Decor B  
20x59,2 cm - 7,9"x23,3" G-330



Matin Decor  
20x59,2 cm - 7,9"x23,3" G-355



Metro Black Cenefa\*  
10x59,2 cm - 3,93"x23,3" G-266



Matin Cenefa\*\*  
10x59,2 cm - 3,93"x23,3" G-320

\* Metro Black Cenefa 10x59,2 cm is available in 4 different aleatory patterns.  
Metro Black Cenefa 10x59,2 cm está disponible en 4 decoraciones diferentes aleatorias.

\*\* Matin/ Printemps 10x59,2 cm is available in 2 different aleatory patterns.  
Matin/ Printemps 10x59,2 cm está disponible en 2 decoraciones diferentes aleatorias.

## Matching floor tiles | Pavimento coordinado



Primary White / Black Natural\*  
29,75x29,75 cm G-3142



Primary Red Natural\*  
29,75x29,75 cm G-3170

\* Matching floor tiles. We recommend to lay this product with a 2 mm grout.  
Pavimento de igualación. Se recomienda colocar este producto con una junta de separación de 2 mm.

Series	Format&Thickness	Unit	Boxes/Pallet	m <sup>2</sup> /Pallet	m <sup>2</sup> /Box	Pieces/Box	Kg/Pallet	Kg/Box
Metro	20x59'2x0,95 cm	m <sup>2</sup>	64	68,48	1,070	9	1249	19,61
Metro	10x59'2x0,95 cm	m <sup>2</sup>	32	28,42	0,888	15	542	16,49
Metro Ang-Lista	2x2 cm	pz	240	2,40	0,010	25	136,88	0,51
Metro Lista	2x59'2 cm	pz	96	13,63	0,142	12	301,71	2,99
Paris Gold/Silver	20x59'2 cm	pz	48	28,42	0,592	5	568,11	11,54
Paris Gold / Silver Cf	10x59'2 cm	pz	32	28,41	0,888	15	542	16,50
Matin	20x59'2 cm	pz	48	28,42	0,592	5	541,95	10,99
Matin	10x59'2 cm	pz	32	26,59	0,829	14	494,16	15,01
Metro Black Decor A,B	20x59'2 cm	pz	32	34,24	1,070	9	642	19,61
Metro Black Cf	10x59'2 cm	pz	24	21,31	0,888	15	510,39	20,68
Cloudy Lista	1,5x59,2 cm	pz	96	10,27	0,107	10	235	2,305



Wall: Metro White\_Black\_Matin Decor 20x59,2 cm-Metro Black 10x59,2 cm

Floor: Primary White\_Black 29,5x29,5 cm

# MIXING

White Body

Rectified

Slight Variation

Double Firing

Thickness 0,74 cm

Pasta Blanca

Rectificado

Ligera Variación

Bicocción

Espesor 0,74 cm

MATCHING FLOOR TILES IN FLOOR TILE CATALOGUE  
PAVIMENTO COORDINADO EN EL CATÁLOGO FLOOR TILES



Mixing Ivory  
29,75x89,46 cm - 11,71"x35,22"

G-3230



Mixing Grey  
29,75x89,46 cm - 11,71"x35,22"

G-3230




Mixing Ivory Rhombus  
29,75x89,46 cm - 11,71"x35,22"

G-3258



Mixing Grey Rhombus  
29,75x89,46 cm - 11,71"x35,22"

G-3258



Main Gold - Silver - Walnut - Grey Lista  
1,5x89,46 cm - 0,59"x35,22"

G-2131



Rail Walnut Lista  
2x89,46 cm - 0,79"x35,22"

G-2143




Vita Mate Lista  
1,5x89,46 cm - 0,79"x35,22"

G-2091



Mixing Ivory Mosaico 5x5  
29,75x29,75 cm  
11,71"x11,71"

G-3700



Mixing Grey Mosaico 5x5  
29,75x29,75 cm  
11,71"x11,71"

G-3700



\*Side View Corner 30 /  
Perfil Corner 30

Corner 30\*  
2x29,75 cm  
0,79"x11,71"

G-2085

\* available in all colours of collection /  
disponible en todos los colores de la colección


## Matching floor tiles / Pavimento coordinado



Mixing Ivory / Grey Natural  
100x100 cm - 39,37"x39,37"  
50x100 cm - 19,69"x39,37"

G-3220  
G-3140

## Matching PVD tiles / PVD coordinado



Neutral Gold / Silver / Copper Rhombus  
29,75x89,46 cm - 11,71"x35,22"

G-2465

CONTENT OF RECYCLED MATERIAL  
CONTENIDO DE MATERIAL RECICLADO

64%

Series	Format&Thickness	Unit	Boxes/Pallet	m <sup>2</sup> /Pallet	m <sup>2</sup> /Box	Pieces/Box	Kg/Pallet	Kg/Box
Mixing 30X90	29,75x89,46x0,74	m <sup>2</sup>	40	63,880	1,597	6	906	22,075
Mixing Rhombus 30X90	29,75x89,46x0,74	m <sup>2</sup>	36	57,492	1,597	6	855,716	23,131
Mixing Corner-30	2x29,75	pz	144	15,408	1,07	18	232,880	1,520
Neutral Silver/Gold/Copper Rhombus	29,75x89,46x0,74	pz	18	23,6	1,391	5	360	18,70
Mixing Mos. 5X5	29,75x29,75	m <sup>2</sup>	36	31,860	0,885	10	412	10,80
Main Lista	1,5x89,46	pz	36	8,712	0,242	18	185	12,93
Vita Lista	1,5x89,46	pz	36	48,31	1,34	100	380,55	10,18
Rail Lista	2x89,46	pz	36	54,11	1,503	84	940	25,634





Wall: Mixing Ivory\_Ivory Rhombus 29,75x89,46 cm Floor: Mixing Ivory Natural 50x100 cm

# MONACO





Wall: Monaco Ivory\_Ivory Frieze 44,63x119,3 cm-Monaco Ivory Mos. 2,5x2,5 Decor

Floor: Monaco Ivory Pulido 89,46x89,46 cm

# MONACO

White Body

Rectified

Slight Variation

Double Firing

Thickness 0,78 cm

Pasta Blanca

Rectificado

Ligera Variación

Bicocción

Espesor 0,78 cm

MATCHING FLOOR TILES IN FLOOR TILE CATALOGUE  
PAVIMENTO COORDINADO EN EL CATÁLOGO FLOOR TILES




Monaco Ivory  
44,63x119,3 cm - 17,57"x46,97"  
G-3234



Monaco Ivory Frieze  
44,63x119,3 cm - 17,57"x46,97"  
G-3264



Wall: Monaco Turquoise 44,63x119,3 cm-Monaco Cenefa



Monaco Ivory  
Mos. 2,5x2,5 Decor G-3828  
29,75x29,75 cm -  
11,71"x11,71"



detalle mosaico



\*Side View Corner 30 /  
Perfil Corner 30

Monaco Corner  
1,5x44,63 cm -  
0,59"x17,57"  
G-2143

Series	Format&Thickness	Unit	Boxes/Pallet	m <sup>2</sup> /Pallet	m <sup>2</sup> /Box	Pieces/Box	Kg/Pallet	Kg/Box
Monaco	44,63x119,3x0,78 cm	m <sup>2</sup>	24	51,11	2,13	4	800	31,48
Monaco Frieze	44,63x119,3x0,78 cm	m <sup>2</sup>	24	38,33	1,60	3	680	26,47
Monaco Decor	44,63x119,3x0,78 cm	pz	8	17,03	2,13	4	274	28,7
Monaco Mosaico Decor	29,75x29,75 cm	m <sup>2</sup>	36	28,69	0,797	9	383	9,99
Monaco Corner	1,5x44,63 cm	pz	36	2,412	0,067	10	91	1,9
Altair Lista	1x119,3 cm	pz	15	5,37	0,358	30	106	5,50
Eclectic	20,2x25 cm	pz	32	9,69	0,303	6	193	5,302
Monaco Moldura	4x44,63 cm	pz	48	10,27	0,214	12	282	5,40
Monaco Cenefa	7x44,63 cm	pz	48	14,97	0,312	10	349	6,8
Monaco Zocalo	9x44,63 cm	pz	48	19,29	0,40	10	380	7,41

CONTENT OF RECYCLED MATERIAL  
CONTENIDO DE MATERIAL RECICLADO

60%



Monaco Turquoise  
44,63x119,3 cm - 17,57"x46,97" G-3234




Monaco Turquoise Frieze  
44,63x119,3 cm - 17,57"x46,97" G-3264



Monaco Decor  
44,63x119,3 cm - 17,57"x46,97" G-2585



Altair Gold - Silver Lista  
1x119,3 cm - 0,39"x46,97" G-2131



Monaco Turquoise  
Mos. 2,5x2,5 Decor G-3828  
29,75x29,75 cm - 11,71"x11,71"



detalle mosaico



Monaco Moldura  
4x44,63 cm - 1,77"x17,57" G-2131



Monaco Cenefa  
7x44,63 cm - 2,76"x17,57" G-2179



Monaco Zocalo  
9x44,63 cm - 3,54"x17,57" G-2187



Eclectic Gold  
20,2x25 cm - 7,25"x9,84" G-2303



Eclectic Silver  
20,2x25 cm - 7,25"x9,84" G-2303

### Matching floor tiles / Pavimento coordinado



Monaco Ivory / Turquoise Pulido  
89,46x89,46 cm - 35,22"x35,22" G-3442  
44,63x44,63 cm - 17,57"x17,57" G-3298



Special Product: Due to hand-manufactured process the caliber and tonality of these pieces could vary from one to other. Clean only using neutral PH products. Do not mix pieces from different lots.  
Producto Especial: Este material se fabrica artesanalmente, por lo que pueden existir variaciones en el calibre o en el tono. Usar para su limpieza únicamente productos con PH neutro. No mezclar piezas de diferentes lotes.

# MONTBLANC





# MONTBLANC

White Body

Rectified

Uniform Appearance

Double Firing

Thickness 0,78 cm

Pasta Blanca


Rectificado

Aspecto Uniforme

Bicoccción


Espesor 0,78 cm

MATCHING FLOOR TILES IN FLOOR TILE CATALOGUE  
PAVIMENTO COORDINADO EN EL CATÁLOGO FLOOR TILES



Montblanc White  
44,63x119,3 cm - 17,57"x46,97"

G-3220




Nordic Blanco  
Mosaico 2,5x2,5  
29,75x29,75 cm -  
11,71"x11,71"

G-3756



Cross White  
Mosaico  
29,75x29,75 cm -  
11,71"x11,71"

G-2235



Montblanc White Shade  
44,63x119,3 cm - 17,57"x46,97"

G-3264



Montblanc White Surf  
44,63x119,3 cm - 17,57"x46,97"

G-3264



Montblanc Corner 45  
1,5x44,63 cm -  
0,59"x17,57"



\*Side View Corner/  
Perfil Corner



Montblanc White Fizz  
44,63x119,3 cm - 17,57"x46,97"

G-3264

CONTENT OF RECYCLED MATERIAL  
CONTENIDO DE MATERIAL RECICLADO

62%

Series	Format&Thickness	Unit	Boxes/Pallet	m <sup>2</sup> /Pallet	m <sup>2</sup> /Box	Pieces/Box	Kg/Pallet	Kg/Box
Montblanc	44,63x119,3x0,78 cm	m <sup>2</sup>	24	51,11	2,13	4	800	31,48
Montblanc Square/Forbo/ Teide/Fizz/Surf	44,63x119,3x0,78 cm	m <sup>2</sup>	24	38,33	1,60	3	650	25,23
Nordic Mosaico	29,75x29,75 cm	m <sup>2</sup>	36	31,86	0,89	10	400	9,09
Cross Mosaico	29,75x29,75 cm	m <sup>2</sup>	36	28,8	0,80	9	383	10
Montblanc Corner	1,5x44,63 cm	pz	36	2,412	0,067	10	91	1,9
Altair Lista	1x119,3 cm	pz	15	5,37	0,358	30	106	5,50
Strato Lista	1x119,3 cm	pz	15	18,615	1,241	104	203	12,00
Eclectic	20,2x25 cm	pz	32	9,69	0,303	6	193	5,302





Montblanc White Square  
44,63x119,3 cm - 17,57"x46,97"

   
G-3264



Montblanc White Forbo  
44,63x119,3 cm - 17,57"x46,97"

   
G-3264



Montblanc White Teide  
44,63x119,3 cm - 17,57"x46,97"

   
G-3264

Altair Gold - Silver Lista  
1x119,3 cm - 0,39"x46,97"

  
G-2131

Strato Plata Mate Lista  
1x119,3 cm - 0,39"x46,97"

  
G-2087



Eclectic Gold  
20,2x25 cm - 7,95"x9,84"


  
G-2303



Eclectic Silver  
20,2x25 cm - 7,95"x9,84"


  
G-2303

**Matching floor tiles |**  
Pavimento coordinado



Neutral Blanco Nat.  
29,75x29,75 cm - 11,71"x11,71"

  
G-3286



Neutral Blanco Nat.  
59,55x59,55 cm - 23,45"x23,45"


  
G-3330

# MONTBLANC

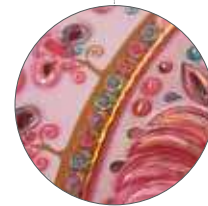
White Body	Rectified	Uniform Appearance	Double Firing	Thickness 0,78 cm
Pasta Blanca	Rectificado	Aspecto Uniforme	Bicocción	Espesor 0,78 cm



A



B



Montblanc Paisley A-B \*\*  
44,63x119,3 cm - 17,57"x46,97"

G-2585

\*\* Price per piece  
\*\* Precio por pieza



Wall: Montblanc White\_Montblanc White Square\_Montblanc Paisley 44,63x119,3 cm-Altair Gold Lista  
Floor: Neutral Blanco Natural 59,55x59,55 cm



Wall: Montblanc White Teide\_Markham Nature Green 44,63x119,3 cm

# MOVING





Wall: Moving Black\_Art White 20x20cm Floor: Lumber Ice 15,7x59,2 cm

# MOVING

High Variation

Double firing


Digital

Contraste de Tonalidad

Bicocción

Digital


MATCHING FLOOR TILES IN FLOOR TILE CATALOGUE  
PAVIMENTO COORDINADO EN EL CATÁLOGO FLOOR TILES



Art White  
20x20 cm  
7,9"x7,9"  
G-410








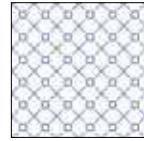



Art Black  
20x20 cm  
7,9"x7,9"  
G-430



Pop White  
20x20 cm  
7,9"x7,9"  
G-410



Art\_Pop Corner  
2x20 cm  
G-130



Moving Black  
20x20 cm - 7,9"x7,9"  
G-430

Moving Black is available in 47 different aleatory patterns.  
Moving Black está disponible en 47 decoraciones diferentes aleatorias.

Moving Blue  
20x20 cm - 7,9"x7,9"  
G-430

Moving Blue is available in 13 different aleatory patterns.  
Moving Blue está disponible en 13 decoraciones diferentes aleatorias.

Glam Decor  
20x20 cm - 7,9"x7,9"  
G-80

Available in 35 different aleatory patterns.  
Disponible en 35 decoraciones diferentes aleatorias.

Rebel Decor  
20x20 cm - 7,9"x7,9"  
G-80


Available in 36 different aleatory patterns.  
Disponible en 36 decoraciones diferentes aleatorias.



Pop White Lista  
2 x 20 cm  
G-40



Art White  
Áng. Lista  
2x2 cm  
G-230



Pop Blue Lista  
2x20 cm  
G-40



Art Blue  
Áng. Lista  
2x2 cm  
G-230



Pop White Bord.  
5x20 cm  
G-120



Pop White  
Áng. Bord.  
5x3 cm  
G-230







Pop Blue Zoc.  
12x20 cm  
G-210



More complements in Art-Pop collections.  
Mas complementos en las series Art-Pop.

## Matching floor tiles / Pavimento coordinado



Neutral Blanco / Negro Natural \_ Moving black / Blue Natural  
29,75x29,75 cm - 11,71"x11,71"

G-3286

Sincro blanco / Negro  
31,6x31,6 - 12,44"x12,44"  
G-870/880

Series	Format&Thickness	Unit	Boxes/Pallet	m <sup>2</sup> /Pallet	m <sup>2</sup> /Box	Pieces/Box	Kg/Pallet	Kg/Box
Moving	20x20x0,65 cm	m2	100	100,00	1,00	25	1278,5	12,65
Pop / Art	20x20 cm	m2	100	100,00	1,00	25	1278,5	12,65
Pop / Art Ang-Bord	5x3 cm	pz	240	6,48	0,027	18	256,16	1,009
Pop / Art Ang-Lista	2x2 cm	pz	240	2,40	0,010	25	136,88	0,512
Pop / Art Bord	5x20 cm	pz	48	15,36	0,320	32	326,77	6,516
Pop / Art Lista	2x20 cm	pz	64	14,59	0,228	57	334,64	5,010
Pop / Art Zocalo	12x20 cm	pz	75	28,80	0,38	16	719	9,399
Rebel / Glam Decor	20x20 cm	pz	50	50	1,00	25	632	12,64
Pop / Art Corner	2x20 cm	pz	48	10,37	0,216	54	182	3,51



Wall: Moving Blue\_Pop White 20x20cm

# NEUTRAL







Wall: Neutral Blanco Noise 29,75x89,46 cm-Noise Blanco Mosaico 5x5  
Floor: Sonar Vestige Natural 11x89,46 cm Bathtub: Anima Bianco Sowertray: Enjoy Bianco

# NEUTRAL

White Body

Rectified

Uniform Appearance

Double Firing

Thickness 0,74 cm

Pasta Blanca


Rectificado

Aspecto Uniforme

Bicocción

Espesor 0,74 cm

MATCHING FLOOR TILES IN FLOOR TILE CATALOGUE  
PAVIMENTO COORDINADO EN EL CATÁLOGO FLOOR TILES



Neutral Blanco  
29,75x89,46 cm - 11,71"x35,22"

G-3218



Neutral Blanco Night  
29,75x89,46 cm - 11,71"x35,22"

G-3258



Neutral Blanco Effect  
29,75x89,46 cm - 11,71"x35,22"

G-3258



Neutral Blanco Trace  
29,75x89,46 cm - 11,71"x35,22"


G-3258



Neutral Blanco Soho<sup>1</sup>  
29,75x89,46 cm - 11,71"x35,22"

<sup>1</sup> Relief whit a fixed position when tiling.  
<sup>1</sup> Relieve con posición en la colocacion.

G-3258



Swan Nacar  
29,75x89,46 cm - 11,71"x35,22"

G-3230



Neutral Blanco Noise  
29,75x89,46 cm - 11,71"x35,22"

G-3258



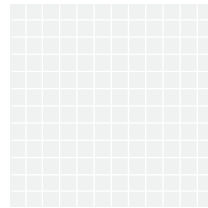
Neutral Nacar Effect  
29,75x89,46 cm - 11,71"x35,22"

G-3258




Neutral Blanco Guiza  
29,75x89,46 cm - 11,71"x35,22"

G-3258



Neutral Blanco Mosaico 2,5x2,5  
29,75x29,75 cm - 11,71"x11,71"

G-3756




Trace Blanco Mosaico 2,5x2,5  
29,75x29,75 cm - 11,71"x11,71"

G-3756




Neutral Blanco Five  
29,75x89,46 cm - 11,71"x35,22"

G-3258



Noise Blanco Mosaico 5x5  
29,75x29,75 cm - 11,71"x11,71"

G-3756




Neutral Nacar Mosaico 2,5x2,5  
29,75x29,75 cm - 11,71"x11,71"

G-3756



Neutral Negro  
29,75x89,46 cm - 11,71"x35,22"



Neutral Negro Trace  
29,75x89,46 cm - 11,71"x35,22"



Neutral Negro Effect  
29,75x89,46 cm - 11,71"x35,22"




Neutral Rojo Guiza  
29,75x89,46 cm - 11,71"x35,22"




Neutral Negro Soho<sup>1</sup>  
29,75x89,46 cm - 11,71"x35,22"

<sup>1</sup> Relief whit a fixed position when tiling.  
<sup>1</sup> Relieve con posición en la colocacion.



Neutral Negro Mosaico 2,5x2,5  
29,75x29,75 cm - 11,71"x11,71"



Trace Negro Mosaico 2,5x2,5  
29,75x29,75 cm - 11,71"x11,71"



Neutral Negro Noise  
29,75x89,46 cm - 11,71"x35,22"



Noise Negro Mosaico 5x5  
29,75x29,75 cm - 11,71"x11,71"



Neutral Negro Guiza  
29,75x89,46 cm - 11,71"x35,22"



Twist Black Lista  
2,5x89,46 cm - 0,98"x35,22"



# NEUTRAL

White Body

Rectified

Uniform Appearance

Double Firing

Thickness 0,74 cm


Pasta Blanca

Rectificado

Aspecto Uniforme

Bicocción

Espesor 0,74 cm



Neutral Beige  
29,75x89,46 cm - 11,71"x35,22"

G-3230



Neutral Gris  
29,75x89,46 cm - 11,71"x35,22"

G-3230



Neutral Vison  
29,75x89,46 cm - 11,71"x35,22"

G-3230




Neutral Grafito  
29,75x89,46 cm - 11,71"x35,22"

G-3230



Neutral Moka  
29,75x89,46 cm - 11,71"x35,22"

G-3230



Neutral Lila Trace  
29,75x89,46 cm - 11,71"x35,22"

G-3258



Neutral Lila Night  
29,75x89,46 cm - 11,71"x35,22"

G-3258

Series	Format&Thickness	Unit	Boxes/Pallet	m <sup>2</sup> /Pallet	m <sup>2</sup> /Box	Pieces/Box	Kg/Pallet	Kg/Box
Neutral	29,75x89,46x0,74	m2	40	63,880	1,597	6	900	21,93
Neutral Five/Noise/Effect /Soho/Mud	29,75x89,46x0,74	m2	36	57,492	1,597	6	850	22,97
Neutral Guiza	29,75x89,46x0,87	m2	36	47,916	1,331	5	718	19,31
Neutral Trace/Night/Day	29,75x89,46x0,74	m2	40	63,880	1,597	6	900	21,93
Neutral Lista	2x29,75	pz	150	16,050	0,107	18	388	2,49
Neutral Ang-List	2x2	pz	240	2,400	0,010	25	137	0,51
Neutral Bord	5x29,75	pz	36	10,188	0,283	19	230	6,01
Neutral Ang-Bord	5x5	pz	240	2,880	0,012	8	182	0,70
Neutral Corner 90	2x89,46	pz	36	3,852	0,107	6	95	2,00
Neutral Cocina/Cosmopolitan Decor/ Matrix Decor	29,75x89,46x0,74	pz	20	31,940	1,597	6	476	23,13
Neutral/Trace Mosaico 2,5x2,5	29,75x29,75	m2	36	31,86	0,885	10	401	10,505
Noise Mosaico 5x5	29,75x29,75	m2	36	28,69	0,797	9	383	9,999
Vita Lista	1,5x89,46	pz	36	48,310	1,34	100	381	10,18
Effect Lista	3x89,46	pz	36	8,712	0,242	9	166	4,23

CONTENT OF RECYCLED MATERIAL  
CONTENIDO DE MATERIAL RECICLADO

62%




Cosmopolitan Decor A, B, C\*  
29,75x89,46 cm - 11,71"x35,22"

G-2281



Neutral Cocina A, B, C\*  
29,75x89,46 cm - 11,71"x35,22"

G-2281



Matrix Decor A, B\*  
29,75x89,46 cm - 11,71"x35,22"

G-2281 \* Price per piece / Precio por pieza

### Matching floor tiles | Pavimento coordinado



Neutral Blanco / Negro / Gris / Beige / Vison Natural  
59,55x59,55 cm - 23,45"x23,45"  
29,75x29,75 cm - 11,71"x11,71"

Rainbow Blanco Natural  
59,2x59,2 cm - 23,3"x23,3"  
G-3330  
G-3286

Rainbow Negro\_Lila Natural  
59,2x59,2 cm - 23,3"x23,3"  
G-3146  
G-3158

# NORDIC

White Body

Rectified

Uniform Appearance

Double Firing

Thickness 0,74 cm

Pasta Blanca


Rectificado

Aspecto Uniforme

Bicocción

Espesor 0,74 cm

MATCHING FLOOR TILES IN FLOOR TILE CATALOGUE  
PAVIMENTO COORDINADO EN EL CATÁLOGO FLOOR TILES



Nordic Blanco  
29,75x89,46 cm - 11,71"x35,22"



Nordic Negro  
29,75x89,46 cm - 11,71"x35,22"



Nordic Blanco Effect  
29,75x89,46 cm - 11,71"x35,22"



Nordic Negro Effect  
29,75x89,46 cm - 11,71"x35,22"



Nordic Blanco Capture\*  
29,75x89,46 cm - 11,71"x35,22"



Nordic Negro Capture\*  
29,75x89,46 cm - 11,71"x35,22"



Nordic Blanco Arm  
29,75x89,46 cm - 11,71"x35,22"



Nordic Negro Arm  
29,75x89,46 cm - 11,71"x35,22"



Nordic Blanco Guiza  
29,75x89,46 cm - 11,71"x35,22"




Nordic Negro Guiza  
29,75x89,46 cm - 11,71"x35,22"




Nordic Blanco Shell  
29,75x89,46 cm - 11,71"x35,22"



Nordic Negro Shell  
29,75x89,46 cm - 11,71"x35,22"



Nordic Blanco Mosaico 2,5x2,5  
29,75x29,75 cm - 11,71"x11,71"




Nordic Mix Negro Mosaico 2,5x2,5  
29,75x29,75 cm - 11,71"x11,71"



Nordic Negro Mosaico 2,5x2,5  
29,75x29,75 cm - 11,71"x11,71"





Nordic Ivory  
29,75x89,46 cm - 11,71"x35,22"

G-3230

\*Nordic Capture consists of 3 different reliefs.  
El Nordic Capture consiste en tres relieves diferentes.



Nordic Purple  
29,75x89,46 cm - 11,71"x35,22"

G-3230



Nordic Lime  
29,75x89,46 cm - 11,71"x35,22"

G-3230




Nordic Purple Capture\*  
29,75x89,46 cm - 11,71"x35,22"

G-3258




Nordic Lime Capture\*  
29,75x89,46 cm - 11,71"x35,22"

G-3258




Nordic Purple Mosaico 2,5x2,5  
29,75x29,75 cm - 11,71"x11,71"

G-3756




Nordic Mix Purple Mosaico 2,5x2,5  
29,75x29,75 cm - 11,71"x11,71"

G-3756



Nordic Lime Mosaico 2,5x2,5  
29,75x29,75 cm - 11,71"x11,71"

G-3756



Nordic Mix Lime Mosaico 2,5x2,5  
29,75x29,75 cm - 11,71"x11,71"

G-3756



Nordic Red  
29,75x89,46 cm - 11,71"x35,22"

G-3258



Nordic Blue  
29,75x89,46 cm - 11,71"x35,22"

G-3230



Nordic Red Capture\*  
29,75x89,46 cm - 11,71"x35,22"

G-3298




Nordic Blue Capture\*  
29,75x89,46 cm - 11,71"x35,22"

G-3258




Nordic Red Mosaico 2,5x2,5  
29,75x29,75 cm - 11,71"x11,71"

G-3756




Nordic Mix Red Mosaico 2,5x2,5  
29,75x29,75 cm - 11,71"x11,71"

G-3756



Nordic Blue Mosaico 2,5x2,5  
29,75x29,75 cm - 11,71"x11,71"

G-3756



Nordic Mix Blue Mosaico 2,5x2,5  
29,75x29,75 cm - 11,71"x11,71"

G-3756

# NORDIC

White Body

Rectified

Uniform Appearance

Double Firing

Thickness 0,74 cm

Pasta Blanca

Rectificado

Aspecto Uniforme

Bicoccción

Espesor 0,74 cm

Rail White Lista  
2x89,46 cm - 0,79"x35,22"

G-2143

Rail Black Lista  
2x89,46 cm - 0,79"x35,22"

G-2143

Neon Yellow Lista  
1,5x89,46 cm - 0,59"x35,22"

G-2113

Neon Orange Lista  
1,5x89,46 cm - 0,59"x35,22"

G-2113

Neon Green Lista  
1,5x89,46 cm - 0,59"x35,22"

G-2113

Rail Walnut Lista  
2x89,46 cm - 0,79"x35,22"

G-2143

Twist Ice Lista  
2,5x89,46 cm - 0,98"x35,22"

G-2173

Twist Red Lista  
2,5x89,46 cm - 0,98"x35,22"

G-2173

Twist Black Lista  
2,5x89,46 cm - 0,98"x35,22"

G-2173

Shell Gold Lista  
2x29,75 cm - 0,79"x11,71"

G-2075

Shell Silver Lista  
2x29,75 cm - 0,79"x11,71"

G-2075

Main Gold Lista  
1,5x89,46 cm - 0,59"x35,22"

G-2131

Main Silver Lista  
1,5x89,46 cm - 0,59"x35,22"

G-2131

Main Walnut Lista  
1,5x89,46 cm - 0,59"x35,22"

G-2131

Main Grey Lista  
1,5x89,46 cm - 0,59"x35,22"

G-2131

Effect Gold Lista  
3x89,46 cm - 1,18"x35,22"

G-2173

Effect Silver Lista  
3x89,46 cm - 1,18"x35,22"

G-2173

## Matching floor tiles / Pavimento coordinado



Neutral Blanco\_Negro\_Lime\_Purple\_Blue\_Red Natural  
29,75x29,75 cm  
Neutral Blanco\_Negro Natural  
59,55x59,55 cm

G-3286  
G-3330

Series	Format&Thickness	Unit	Boxes/Pallet	m²/Pallet	m²/Box	Pieces/Box	Kg/Pallet	Kg/Box
Nordic	29,75x89,46x0,74	m2	40	63,88	1,597	6	950	23,17
Nordic Effect/Capture/Arm/Shell	29,75x89,46	m2	36	57,49	1,597	6	900	24,36
Nordic Guiza	29,75x89,46	m2	36	47,916	1,331	5	718	19,31
Nordic Silver / Gold Effect & Arm	29,75x89,46	pz	18	28,75	1,33	5	354	18,40
Nordic Silver / Gold Capture	29,75x89,46	pz	18	28,75	1,33	5	387	20,21
Nordic Silver / Gold Guiza	29,75x89,46	pz	18	23,94	1,33	5	372	19,39
Nordic Silver / Gold Shell	29,75x89,46	pz	18	28,75	1,33	5	324	16,72
Nordic Mosaico	29,75x29,75	m2	36	31,86	0,885	10	383	10
Present Decor	29,75x89,46	pz	18	28,746	1,597	6	448	23,60
Alice Decor	29,75x89,46	pz	18	23,940	1,330	5	383	20
Megan Decor	29,75x89,46	pz	18	28,746	1,597	6	431,726	23,207
Nordic Bordura	5x29,75	pz	36	10,260	0,285	19	230,900	6,025
Nordic Zócalo	12x29,75	pz	36	10,296	0,286	8	220,460	5,735
Shell Lista	2x29,75	pz	36	6,44	0,18	30	122,54	3,02
Nordic Corner-30	2x29,75	pz	144	15,422	0,107	18	230,4	1,512
Nordic Corner-90	2x89,46	pz	36	3,85	0,107	6	95	2
Rail Lista	2x89,46	pz	36	54,11	1,503	84	946	25,634
Main Lista	1,5x89,46	pz	36	8,712	0,242	18	479	12,93
Effect Lista	3x89,46	pz	36	8,712	0,242	9	166	4,23
Neon Lista	1,5x89,46	pz	36	8,712	0,242	18	479,48	12,930

CONTENT OF RECYCLED MATERIAL  
CONTENIDO DE MATERIAL RECICLADO

62%





Wall: Nordic Lime Capture\_Blanco Capture 29,75x89,46 cm Floor: Neutral Blanco 29,75x29,75 cm

# NORWAY

White Body    Moderate Variation    Double Firing    Digital  
 Pasta Blanca    Moderada Variación    Bicocción    Digital

MATCHING FLOOR TILES IN FLOOR TILE CATALOGUE  
 PAVIMENTO COORDINADO EN EL CATÁLOGO FLOOR TILES



Norway White  
 25,2x75,9 cm - 9,92"x29,88"  
 G-541



Norway Maple  
 25,2x75,9 cm - 9,92"x29,88"  
 G-541



Norway White Lux  
 25,2x75,9 cm - 9,92"x29,88"  
 G-551



Norway Maple Lux  
 25,2x75,9 cm - 9,92"x29,88"  
 G-551



Norway Oak  
 25,2x75,9 cm - 9,92"x29,88"  
 G-541

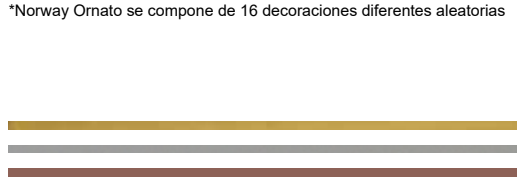


Norway Ornato\*  
 25,2x75,9 cm - 9,92"x29,88"  
 G-613

\*Norway Ornato consists of 16 different aleatory patterns |  
 \*Norway Ornato se compone de 16 decoraciones diferentes aleatorias



Norway Oak Lux  
 25,2x75,9 cm - 9,92"x29,88"  
 G-551



Finir Gold - Silver - Copper Lista  
 1x75,9 cm - 0,39"x29,88"  
 G-291



Steel Oxidum  
 Cenefa A  
 4,5x25,2 cm  
 1,77"x9,92"  
 G-291




Steel Oxidum  
 Cenefa B  
 4,5x25,2 cm  
 1,77"x9,92"  
 G-291

## Matching floor tiles | Pavimento coordinado



Norway Maple / Oak / Walnut / Ash / Moka Natural  
 16x99,55 cm - 6,3"x39,19"  
 G-3170

## Matching PVD tiles | PVD coordinado



Polar Gold / Silver Lux  
 25,2x75,9 cm - 9,92"x29,88"  
 G-348

Series	Format&Thickness	Unit	Boxes/Pallet	m <sup>2</sup> /Pallet	m <sup>2</sup> /Box	Pieces/Box	Kg/Pallet	Kg/Box
Norway	25,2x75,9x0,97 cm	m <sup>2</sup>	45	60,30	1,34	7	1051	23,01
Norway Lux	25,2x75,9x0,97 cm	m <sup>2</sup>	45	60,30	1,34	7	1051	23,01
Polar Lux	25,2x75,9x0,97 cm	pz	13	17,42	1,34	7	314	23,01
Finir Lista	1x75,9 cm	pz	40	8,16	0,20	27	190	4,41
Steel Cenefa	4,5x25,2 cm	pz	48	18,576	0,387	34	354,72	7,39





Wall: Norway Maple\_Maple Lux\_Oak\_Oak Lux\_Ornato 25,2x75,9 cm-Finir Gold Lista Floor: Norway Oak Natural 16x99,55 cm

# OPAL


Uniform Appearance    Double Firing    Digital  
 Aspecto Uniforme    Bicocción    Digital

MATCHING FLOOR TILES IN FLOOR TILE CATALOGUE  
 PAVIMENTO COORDINADO EN EL CATÁLOGO FLOOR TILES



\* Relief with a fixed position when tiling.  
 Relieve con posición de colocación.

## Matching floor tiles | Pavimento coordinado



Wall: Opal White\_Black\_Gold\_Bronze 20x20 cm

Series	Format&Thickness	Unit	Boxes/Pallet	m <sup>2</sup> /Pallet	m <sup>2</sup> /Box	Pieces/Box	Kg/Pallet	Kg/Box
Opal White / Black	20x20x0,65 cm	m <sup>2</sup>	100	88,00	0,88	22	1128,2	11,14
Opal Gold / Silver / Bronze	20x20x0,65 cm	pz	50	40,00	0,8	20	504	9,79
Pop	20x20x0,65 cm	m <sup>2</sup>	100	100,00	1,00	25	1278,5	12,65
Pop Corner	2x20x0,65 cm	pz	48	10,37	1,00	54	182,48	3,51

# OUTRE

White Body

High Variation

Double Firing

Digital

Pasta Blanca

Contraste de Tonalidad

Bicocción


Digital

MATCHING FLOOR TILES IN FLOOR TILE CATALOGUE  
PAVIMENTO COORDINADO EN EL CATÁLOGO FLOOR TILES



Brave Ivory  
31,7x59,5 cm

G-541



Smash Ivory  
31,7x59,5 cm - 12,48"x23,43"

G-541



Smash Grey  
31,7x59,5 cm - 12,48"x23,43"

G-541



Outre Red  
31,7x59,5 cm - 12,48"x23,43"

G-613



Outre Blue  
31,7x59,5 cm - 12,48"x23,43"

G-613

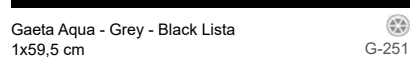


\*Outre consists of 9 different aleatory patterns |  
\*Outre se compone de 9 decoraciones diferentes aleatorias



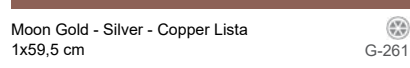
Tersa Lista  
1x59,5 cm

G-201



Gaeta Aqua - Grey - Black Lista  
1x59,5 cm

G-251




Moon Gold - Silver - Copper Lista  
1x59,5 cm

G-261

## Matching floor tiles | Pavimento coordinado



Brave Ivory Natural  
59,55x59,55 cm G-3146



Wall: Outre Blue\_Brave Ivory 31,7x59,5 cm

Series	Format&Thickness	Unit	Boxes/Pallet	m <sup>2</sup> /Pallet	m <sup>2</sup> /Box	Pieces/Box	Kg/Pallet	Kg/Box
Brave / Outre	31,7x59,5x0,95 cm	m <sup>2</sup>	48	45,12	0,94	5	865	17,73
Tersa Lista	1x59,5 cm	pz	96	39,74	0,41	70	400	4,02
Gaeta Lista	1x59,5 cm	pz	96	6,91	0,072	12	106	0,96
Moon Lista	1x59,5 cm	pz	96	6,91	0,072	12	106	0,96

# PALAZZO

Slight Variation

Double Firing

Digital

Ligera Variación

Bicocción

Digital

MATCHING FLOOR TILES IN FLOOR TILE CATALOGUE  
PAVIMENTO COORDINADO EN EL CATÁLOGO FLOOR TILES



Palazzo Ivory  
25,1x75,6 cm  
9,9"x29,76"

G-550



Palazzo Ivory Reale  
25,1x75,6 cm  
9,9"x29,76"

G-550



Palazzo Beige  
25,1x75,6 cm  
9,9"x29,76"

G-550



Palazzo Beige Reale  
25,1x75,6 cm  
9,9"x29,76"

G-550



Palazzo Grey  
25,1x75,6 cm  
9,9"x29,76"

G-550



Palazzo Grey Reale  
25,1x75,6 cm  
9,9"x29,76"

G-550



Ducale Ivory Moldura  
5x25,1 cm

G-266



Palazzo Ivory Lista  
2x25,1

C-80



Ducale Beige Moldura  
5x25,1

C-266



Palazzo Beige Lista  
2x25,1

C-80



Ducale Grey Moldura  
5x25,1

C-266



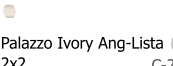
Palazzo Grey Lista  
2x25,1

C-80



Ducale Ivory Cenefa  
10x25,1

C-330




Palazzo Ivory Ang-Lista  
2x2

C-230



Ducale Beige Cenefa  
10x25,1

C-330



Palazzo Beige Ang-Lista  
2x2

C-230



Ducale Grey Cenefa  
10x25,1

C-330



Palazzo Grey Ang-Lista  
2x2

C-230



Ducale Ivory Zócalo  
20x25,1

C-345



Palazzo Ivory Cenefa  
10x25,1

C-220



Ducale Beige Zócalo  
20x25,1

C-345



Palazzo Beige Cenefa  
10x25,1

C-220



Ducale Grey Zócalo  
20x25,1

C-345



Palazzo Grey Cenefa  
10x25,1

C-220

**Special Product:** Due to hand-manufactured process the caliber and tonality of these borders could vary from one to other. Clean only using neutral PH products. Do not mix pieces from different lots. **Producto Especial:** Este material se fabrica artesanalmente, por lo que pueden existir variaciones en el calibre o en el tono. Usar para su limpieza únicamente productos con PH neutro. No mezclar piezas de diferentes lotes.


## Matching floor tiles / Pavimento coordinado



Palazzo Ivory / Beige / Grey Natural  
59,2x59,2 cm - 23,31"x23,31"

G-3138

## Matching PVD tiles / PVD coordinado



Reale Gold / Silver  
25,1x75,6 cm - 9,88"x29,76"

G-375

Series	Format&Thickness	Unit	Boxes/Pallet	m <sup>2</sup> /Pallet	m <sup>2</sup> /Box	Pieces/Box	Kg/Pallet	Kg/Box
Palazzo	25,1x75,6x1 cm	m <sup>2</sup>	45	59,85	1,330	7	1144,04	25,11
Palazzo Reale	25,1x75,6x1 cm	m <sup>2</sup>	45	59,85	1,330	7	1099	24,108
Reale Gold/Silver	25,1x75,6x1 cm	pz	13	17,26	1,328	7	346	25,48
Palazzo Ang-Lista	2x2 cm	pz	240	3,84	0,016	40	61,28	0,20
Palazzo Cf.	10x25 cm	pz	48	18,09	0,377	15	350,14	7,00
Palazzo Lista	2x25,1 cm	pz	64	14,46	0,226	45	320,43	4,79
Ducale Cf.	10x25 cm	pz	48	15,65	0,326	13	359,94	7,21
Ducale Mold.	5x25,1 cm	pz	48	15,65	0,326	26	373,62	7,49
Ducale Zócalo	20x25,1 cm	pz	88	26,49	0,301	6	673,82	7,49

# PHUKET

White Body

Rectified

Slight Variation


Thickness 0,74 cm

Pasta Blanca

Rectificado

Ligera Variación

Espesor 0,74 cm



Nordic Ivory  
29,75x89,46 cm  
11,71"x35,22"  
G-3230



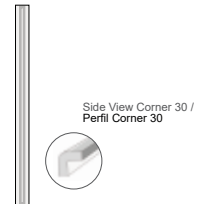
Phuket Ivory Shell  
29,75x89,46 cm  
11,71"x35,22"  
G-3258



Nordic Gold Shell  
29,75x89,46 cm  
11,71"x35,22"  
G-2465



Shell Gold Lista  
2x29,75 cm  
0,79"x11,71"  
G-2075



Nordic Corner 90  
2x89,46 cm  
0,79"x35,22"  
G-2281



Wall: Phuket Ivory Shell 29,75x89,46 cm

CONTENT OF RECYCLED MATERIAL  
CONTENIDO DE MATERIAL RECICLADO

63%

Series	Format&Thickness	Unit	Boxes/Pallet	m <sup>2</sup> /Pallet	m <sup>2</sup> /Box	Pieces/Box	Kg/Pallet	Kg/Box
Phuket Ivory Shell	29,75x89,46x0,74	m2	36	57,492	1,597	6	855,72	23,13
Nordic Ivory	29,75x89,46x0,74	m2	40	63,88	1,597	6	900,0	21,93
Nordic Gold Shell	29,75x89,46x0,74	pz	18	23,96	1,33	5	324	16,72
Shell Lista	2x29,75	pz	36	6,44	0,179	30	122,54	3,015
Nordic Ivory Corner	2x89,46	pz	36	3,85	0,107	6	95	2

# POLAR







Wall: Polar Nacar\_Nacar Model\_Nacar Tuck 25,2x75,9 cm-Finir Copper Lista

Floor: Neila Maple Natural 24,9x100 cm

# POLAR

White Body

Uniform Appearance


Double Firing

Pasta Blanca

Aspecto Uniforme


Bicocción

MATCHING FLOOR TILES IN FLOOR TILE CATALOGUE  
PAVIMENTO COORDINADO EN EL CATÁLOGO FLOOR TILES



Polar White  
25,2x75,9 cm - 9,9"x29,88"

G-541




Polar Nacar  
25,2x75,9 cm - 9,9"x29,88"

G-551



Polar White Model  
25,2x75,9 cm - 9,9"x29,88"

G-551



Polar Nacar Model  
25,2x75,9 cm - 9,9"x29,88"

G-561




Polar White Tuck  
25,2x75,9 cm - 9,9"x29,88"

G-551



Polar Nacar Tuck  
25,2x75,9 cm - 9,9"x29,88"

G-561



Polar White Leaf  
25,2x75,9 cm - 9,9"x29,88"

G-551



Polar Nacar Leaf  
25,2x75,9 cm - 9,9"x29,88"

G-561



Finir Gold\_Silver\_Copper Lista  
1x75,9 cm

G-291



Seki White\_Pear\_Black Lista  
1,5x75,9 cm

G-301



Alloy Lista  
1,5x75,9 cm

G-201



Leaf Gold Lista  
2,3x75,9 cm


G-321



Leaf Silver Lista  
2,3x75,9 cm

G-321

## Matching floor tiles | Pavimento coordinado



Rainbow Blanco Nat.  
59,2x59,2 cm  
50x100

Primary White\_Ivory Nat\*  
29,75x29,75 cm  
G-3146

Sincro Blanco / Black / Beige  
31,6x31,6 cm  
G-3142

G-870/880

Series	Format&Thickness	Unit	Boxes/Pallet	m <sup>2</sup> /Pallet	m <sup>2</sup> /Box	Pieces/Box	Kg/Pallet	Kg/Box
Polar	25,2x75,9x0,97 cm	m <sup>2</sup>	45	60,30	1,34	7	1049	23,05
Polar Model/Tuck/Leaf	25,2x75,9x0,97 cm	m <sup>2</sup>	45	60,30	1,34	7	1050	23,01
Polar Gold-Silver-Copper Model/Tuck/Leaf	25,2x75,9x0,97cm	pz	13	17,41	1,30	7	320	23,70
Leaf Gold-Silver Lista	2,3x75,9 cm	pz	40	9,76	0,24	14	214	5,015
Seki Lista	1,5x75,9 cm	pz	40	6,40	0,24	14	150	3,89
Alloy Lista	1,5x75,9 cm	pz	40	51	1,28	112	439	10,62
Finir Lista	1x75,9 cm	pz	40	8,16	0,20	27	190	4,41



Wall: Polar White\_White Leaf\_Silver Leaf 25,2x75,9 cm-Finir Silver Lista

Floor: Primary White Natural 29,5x29,5 cm


# POP

Uniform Appearance


Double Firing

Aspecto Uniforme


Bicocción



Pop White  
20x20 cm G-410  
7,9"x7,9"



Pop Corner  
2x20 cm G-130  
0,78"x7,9"



Pop Cotton  
20x20 cm G-430  
7,9"x7,9"



Pop Pearl  
20x20 cm G-430  
7,9"x7,9"



Pop Grey  
20x20 cm G-430  
7,9"x7,9"



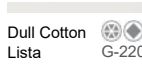
Pop Ivory  
20x20 cm G-430  
7,9"x7,9"



Pop Sand  
20x20 cm G-430  
7,9"x7,9"



Dull White Lista<sup>1</sup>  
1,5x20 cm G-220



Dull Cotton Lista  
1,5x20 cm G-220



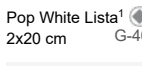
Dull Pearl Lista  
1,5x20 cm G-220



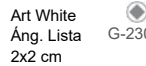
Dull Grey Lista  
1,5x20 cm G-220



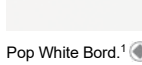
Dull Orange Lista  
1,5x20 cm G-220



Pop White Lista<sup>1</sup>  
2x20 cm G-40



Art White Ang. Lista  
2x2 cm G-230



Pop White Bord.<sup>1</sup>  
5x20 cm G-120



Pop White Ang. Bord.  
5x3 cm G-230



Pop Cream  
20x20 cm G-430  
7,9"x7,9"



Pop Beige  
20x20 cm G-430  
7,9"x7,9"



Pop Bone  
20x20 cm G-430  
7,9"x7,9"



Pop Vison  
20x20 cm G-430  
7,9"x7,9"




Pop Orange  
20x20 cm G-515  
7,9"x7,9"



Pop Silver  
20x20 cm G-320  
7,9"x7,9"



Pop Blue  
20x20 cm G-430  
7,9"x7,9"



Pop Purple  
20x20 cm G-515  
7,9"x7,9"



Pop Lime  
20x20 cm G-430  
7,9"x7,9"



Pop Red  
20x20 cm G-560  
7,9"x7,9"



Pop Black  
20x20 cm G-430  
7,9"x7,9"



Pop Gold  
20x20 cm G-320  
7,9"x7,9"



Dull Blue Lista  
1,5x20 cm G-220



Dull Purple Lista  
1,5x20 cm G-220



Dull Lime Lista  
1,5x20 cm G-220



Dull Red Lista  
1,5x20 cm G-220

<sup>1</sup> available in all colours of collection.  
disponibles en todos los colores de la colección.  
Para la base POP BLUE la combinación de complementos son:  
POP MARINO LISTA Y POP MARINO BORDURA.

## Matching floor tiles | Pavimento coordinado



Primary White / Ivory / Beige / Vison / Grey / Blue / Lime / Red / Black Natural  
29,75x29,75 cm

G-3142

Primary Red Natural  
29,75x29,75 cm

G-3170

Series	Format&Thickness	Unit	Boxes/Pallet	m <sup>2</sup> /Pallet	m <sup>2</sup> /Box	Pieces/Box	Kg/Pallet	Kg/Box
Pop	20x20x0,65 cm	m <sup>2</sup>	100	100	1,00	25	1278,5	12,65
Pop Gold / Silver	20x20x0,65 cm	pz	50	42	0,84	21	544	10,593
Pop Bordura	5x20 cm	pz	48	15,36	0,32	32	326,77	6,516
Pop Lista	2x20 cm	pz	64	14,59	0,228	57	334,64	5,010
Pop Zócalo	12x20 cm	pz	75	28,80	0,38	16	719	9,399
Pop Ángulo Bordura	5x3 cm	pz	240	6,48	0,027	18	256,16	1,009
Pop Ángulo Lista	2x2 cm	pz	240	2,40	0,010	25	136,88	0,512
Pop Corner	2x20 cm	pz	48	10,37	1,00	54	182,48	3,51
Dull Lista	1,5x20 cm	pz	64	8,64	0,135	45	148	2,08



Wall: Pop Blue 20x20 cm

# PRESSURE

High Variation

Double Firing

Digital

Contraste de Tonalidad

Bicocción

Digital

MATCHING FLOOR TILES IN FLOOR TILE CATALOGUE  
PAVIMENTO COORDINADO EN EL CATÁLOGO FLOOR TILES



Pressure Ivory  
20x59,2 cm - 7,9"x23,3"



Pressure Sand  
20x59,2 cm - 7,9"x23,3"



Pressure Grey  
20x59,2 cm - 7,9"x23,3"



Pressure Ivory Carré  
20x59,2 cm - 7,9"x23,3"



Pressure Sand Carré  
20x59,2 cm - 7,9"x23,3"



Pressure Grey Carré  
20x59,2 cm - 7,9"x23,3"



Pressure Moss  
20x59,2 cm - 7,9"x23,3"



Pressure Moldura\*  
3x59,2 cm



Pressure Rhombus Moldura\*  
3x59,2 cm



## Matching floor tiles / Pavimento coordinado



Pressure Grey / Sand / Moss Natural  
59,2x59,2 cm - 23,31"x23,31"  
31,6x59,2 cm - 12,44"x23,31"



Pressure Moss Carré  
20x59,2 cm - 7,9"x23,3"



\* Special Product: Due to hand-manufactured process the caliber and tonality of these borders could vary from one to other. Clean only using neutral PH products. Do not mix pieces from different lots.

Producto Especial: Este material se fabrica artesanalmente, por lo que pueden existir variaciones en el calibre o en el tono. Usar para su limpieza únicamente productos con PH neutro. No mezclar piezas de diferentes lotes.



Wall: Pressure Grey Carré 20x59,2 cm

Series	Format&Thickness	Unit	Boxes/Pallet	m <sup>2</sup> /Pallet	m <sup>2</sup> /Box	Pieces/Box	Kg/Pallet	Kg/Box
Pressure	20x59,2x0,95 cm	m <sup>2</sup>	64	68,48	1,070	9	1269,17	19,61
Pressure Carre	20x59,2x0,95 cm	m <sup>2</sup>	64	68,48	1,070	9	1269,17	19,61
Pressure Moldura	3x59,2 cm	pz	48	23,86	0,50	28	758	15,49
Pressure Natural	59,2x59,2x1 cm	m <sup>2</sup>	24	33,648	1,402	4	750,968	30,71
Pressure Natural / Non-slip	31,6x59,2x0,95 cm	m <sup>2</sup>	32	47,904	1,497	8	980,016	30,19
Pressure Rhombus Mold.	3x59,2 cm	pz	48	23,86	0,497	28	758	15,49

# QUANTUM

Slight Variation

Double firing

Digital

Ligera Variación


Bicocción

Digital

MATCHING FLOOR TILES IN FLOOR TILE CATALOGUE  
PAVIMENTO COORDINADO EN EL CATÁLOGO FLOOR TILES



Quantum Ivory  
25,1x75,6 cm - 9,9"x29,76"



Quantum Pearl  
25,1x75,6 cm - 9,9"x29,76"



Quantum Ivory Hill  
25,1x75,6 cm - 9,9"x29,76"



Quantum Pearl Hill  
25,1x75,6 cm - 9,9"x29,76"



Quantum Grey  
25,1x75,6 cm - 9,9"x29,76"



A



Quantum Grey Hill  
25,1x75,6 cm - 9,9"x29,76"



B

Sable Decor A-B  
25,1x75,6 cm - 9,9"x29,76"



Halo Grey Lista  
1,5x75,6



Halo Beige Lista  
1,5x75,6



Matex Lista  
1,5x75,6



Quantum Moldura  
3x75,6



## Matching floor tiles / Pavimento coordinado



Next Grey / Ivory Natural  
42,6x42,6 cm - 16,77"x16,77"



Series	Format&Thickness	Unit	Boxes/Pallet	m <sup>2</sup> /Pallet	m <sup>2</sup> /Box	Pieces/Box	Kg/Pallet	Kg/Box
Quantum	25,1x75,6 cmx1 cm	m <sup>2</sup>	45	59,85	1,33	7	1099	24,11
Quantum Hill	25,1x75,6 cmx1 cm	m <sup>2</sup>	45	59,85	1,33	7	1029	22,222
Quantum Moldura	3x75 cm	pz	12	4,36	0,36	16	219	17,09
Sable Decor A,B	25,1x75,6 cmx1,05 cm	pz	30	39,90	1,33	7	767	25,11
Halo Lista	1,5x75,6 cm	pz	40	6,36	0,16	14	142	3,202
Matex Lista	1,5x75,6 cm	pz	40	50,80	1,27	112	439	10,618
Next	42,6x42,6x0,95 cm	m <sup>2</sup>	64	69,12	1,08	6	1420	21,96

# RANGE

Slight Variation

Double Firing

Digital

Ligera Variación

Bicocción

Digital

MATCHING FLOOR TILES IN FLOOR TILE CATALOGUE  
PAVIMENTO COORDINADO EN EL CATÁLOGO FLOOR TILES



Range Ivory  
31,6x59,2 cm - 12,4"x23,3"

C-540



Range Vison  
31,6x59,2 cm - 12,4"x23,3"

C-540



Range Grey  
31,6x59,2 cm - 12,4"x23,3"

C-540



Range Ivory Tear  
31,6x59,2 cm - 12,4"x23,3"

C-574




Range Vison Tear  
31,6x59,2 cm - 12,4"x23,3"

C-574



Range Grey Tear  
31,6x59,2 cm - 12,4"x23,3"

C-574



Range Silver Tear  
31,6x59,2 cm - 12,4"x23,3"

C-357




Niebla Moka Lista  
1,5x59,2 cm

C-290



Niebla Grey Lista  
1,5x59,2 cm

C-290




Comic Decor\*  
31,6x59,2 cm - 12,4"x23,3"

C-280

\* Comic Decor is available in 23 different patterns. The design of Comic Decor doesn't follow any correlative pattern.  
Comic Decor está disponible en 23 decoraciones diferentes. El diseño de Comic Decor no sigue ninguna pauta correlative.

## Matching floor tiles / Pavimento coordinado



Range Ivory / Vison / Grey / Antracita Natural  
59,2x59,2 cm - 23,31"x23,31"  
31,6x59,2 cm - 12,44"x23,31"

G-3138  
G-3114

Range Moka Nat.  
31,6x59,2 cm - 12,44"x23,31"

G-3114

Series	Format&Thickness	Unit	Boxes/Pallet	m <sup>2</sup> /Pallet	m <sup>2</sup> /Box	Pieces/Box	Kg/Pallet	Kg/Box
Range	31,6x59,2x1 cm	m <sup>2</sup>	48	45,12	0,94	5	865,04	17,73
Range Tear	31,6x59,2x1 cm	m <sup>2</sup>	48	45,12	0,94	5	800	15,335
Range Gold / Silver Tear	31,6x59,2x1 cm	pz	40	44,8	1,31	7	1005	21,276
Comic Decor	31,6x59,2x1 cm	pz	48	45,12	0,94	5	865,04	17,73
Niebla Lista	1,5x59,2	pz	96	10,27	0,1	10	228	2,22
Range Natural	59,2x59,2x1 cm	m <sup>2</sup>	24	33,648	1,402	4	809,888	32,787
Range Natural	31,6x59,2x1 cm	m <sup>2</sup>	32	47,904	1,497	8	989,016	30,188





Wall: Range Ivory\_Grey Tear\_Comic Decor 31,6x59,2 cm Floor: Range Grey Natural 59,5x59,5 cm

# RECOVER





Wall: Recover Ivory\_Ivory Kraft\_Ornato 25,2x75,9 cm-Finir Silver Lista  
Floor: Recover Vison Natural 49,75x99,55 cm-Recover Vison Nat.Mosaico 5x5

# RECOVER

White Body

High Variation

Double Firing

Digital

Pasta Blanca

Contraste de Tonalidad

Double Firing

Digital

MATCHING FLOOR TILES IN FLOOR TILE CATALOGUE  
PAVIMENTO COORDINADO EN EL CATÁLOGO FLOOR TILES



Recover Ivory  
25,2x75,9 cm - 9,92"x29,88"

G-541



Recover Grey  
25,2x75,9 cm - 9,92"x29,88"

G-541



Recover Ivory Kraft  
25,2x75,9 cm - 9,92"x29,88"

G-551



Recover Grey Kraft  
25,2x75,9 cm - 9,92"x29,88"

G-551



Recover Vison  
25,2x75,9 cm - 9,92"x29,88"

G-541



Recover Vison Kraft  
25,2x75,9 cm - 9,92"x29,88"

G-551



Recover Ormato\*  
25,2x75,9 cm - 9,92"x29,88"


G-613

Finir Gold - Silver - Copper Lista  
1x75,9 cm

G-291

\*Recover Ormato consists of 20 different aleatory patterns |  
\*Recover Ormato se compone de 20 decoraciones diferentes aleatorias

## Matching floor tiles / Pavimento coordinado



Recover Ivory / Grey / Vison Natural  
49,75x99,55 cm - 19,58"x39,19"

G-3162



Recover Ivory / Grey / Vison Hexagon  
25x29 cm - 9,84"x11,42"

G-3230

## Matching PVD tiles / PVD coordinado



Polar Gold / Silver Kraft  
25,2x75,9 cm - 9,92"x29,88"

G-348

Series	Format&Thickness	Unit	Boxes/Pallet	m <sup>2</sup> /Pallet	m <sup>2</sup> /Box	Pieces/Box	Kg/Pallet	Kg/Box
Recover	25,2x75,9x0,97 cm	m <sup>2</sup>	45	60,30	1,34	7	1051	23,01
Recover Kraft	25,2x75,9x0,97 cm	m <sup>2</sup>	45	60,30	1,34	7	1000	21,89
Recover Ormato	25,2x75,9x0,97 cm	m <sup>2</sup>	45	60,30	1,34	7	1051	23,01
Polar Kraft	25,2x75,9x0,97 cm	pz	13	17,42	1,34	7	314	23,01
Finir Lista	1x75,9 cm	pz	40	8,16	0,20	27	190	4,41



Wall: Recover Ivory\_Ivory Kraft 25,2x75,9 cm  
Floor: Recover Vison\_Ivory Hexagon 25x29 cm

# RONDA





Wall: Ronda Ivory\_Ivory Crette\_Ornato 29,75x99,55 cm Floor: Ronda Ivory Natural 99,55x99,55 cm

# RONDA

White Body

Rectified

Slight Variation

Double Firing

Digital

Thickness 0,75 cm

Pasta Blanca

Rectificado

Liger Variación

Bicocción

Digital

Espesor 0,75 cm

MATCHING FLOOR TILES IN FLOOR TILE CATALOGUE  
PAVIMENTO COORDINADO EN EL CATÁLOGO FLOOR TILES



Ronda Ivory  
29,75x99,55 cm - 11,71"x39,19"

G-580



Ronda Beige  
29,75x99,55 cm - 11,71"x39,19"

G-580



Ronda Ivory Crette  
29,75x99,55 cm - 11,71"x39,19"

G-595



Ronda Beige Crette  
29,75x99,55 cm - 11,71"x39,19"

G-595



Ronda Grey  
29,75x99,55 cm - 11,71"x39,19"

G-580



Ronda Ornato\*  
29,75x99,55 cm - 11,71"x39,19"

G-614



Ronda Grey Crette  
29,75x99,55 cm - 11,71"x39,19"

G-595




Ronda Ivory Mosaico 2,5x2,5  
29,75x29,75 cm  
11,71"x11,71"

G-618



Ronda Beige Mosaico 2,5x2,5  
29,75x29,75 cm  
11,71"x11,71"

G-618



Ronda Grey Mosaico 2,5x2,5  
29,75x29,75 cm  
11,71"x11,71"

G-618

## Matching floor tiles / Pavimento coordinado



Ronda Ivory / Beige / Grey Natural  
99,55x99,55 cm - 39,19"x39,19"  
49,75x99,55 cm - 19,58"x39,19"  
59,55x99,55 cm - 23,45"x23,45"

G-3268  
G-3162  
G-3146

## Matching PVD tiles / PVD coordinado



Glimpse Gold / Silver Crette  
25,1x75,6 cm - 9,88"x29,76"

G-349



Geneva Gold - Silver - Copper Lista  
1x99,55 cm - 0,39"x39,19"

G-291



Reid Plata Mate Lista  
1x99,55 cm - 0,39"x39,19"

G-261



\*Side View Corner 30  
Perfil Corner 30

Ronda Corner 30  
1,5x29,75 cm -  
0,59"x11,71"

G-330

\*Ronda Ornato consists of 5 different aleatory patterns |  
\*Ronda Ornato se compone de 5 decoraciones diferentes aleatorias

Ronda Corner is available in all colours of collection |  
Ronda Corner está disponibles en todos los colores de la colección

Series	Format&Thickness	Unit	Boxes/Pallet	m <sup>2</sup> /Pallet	m <sup>2</sup> /Box	Pieces/Box	Kg/Pallet	Kg/Box
Ronda	29,75x99,5x0,74 cm	m2	44	78,32	1,780	6	1100	24,61
Ronda Crette	29,75x99,5x0,74 cm	m2	44	65,12	1,480	5	950	21,21
Ronda Ornato	29,75x99,5x0,74 cm	m2	44	78,32	1,78	6	1100	24,61
Ronda Corner	1,5x29,75 cm	pz	36	3,85	0,107	24	100	2,40
Geneva Lista	1x99,55 cm	pz	15	4,49	0,299	30	70	3,10
Reid Lista	1x99,55 cm	pz	15	15,52	1,035	104	166	10,13
Ronda Mos. 2,5x2,5	29,75x29,75 cm	pz	36	28,69	0,797	9	361	9,40





Wall: Ronda Grey\_Grey Crette 29,75x99,55 cm Floor: Ronda Grey Natural 59,55x59,55 cm

# SAHARA

Slight Variation

Double Firing

Digital

Ligera Variación

Bicocción

Digital

MATCHING FLOOR TILES IN FLOOR TILE CATALOGUE  
PAVIMENTO COORDINADO EN EL CATÁLOGO FLOOR TILES



Sahara Ivory  
25,1x75,6 cm - 9,9"x29,76"

G-550



Sahara Beige  
25,1x75,6 cm - 9,9"x29,76"

G-550



Sahara Ivory Blast  
25,1x75,6 cm - 9,9"x29,76"

G-574



Sahara Beige Blast  
25,1x75,6 cm - 9,9"x29,76"

G-574



Sahara Grey  
25,1x75,6 cm - 9,9"x29,76"

G-550

Halo Beige Lista  
1,5x75,6 cm

G-300

Halo Grey Lista  
1,5x75,6 cm

G-300

Matex Lista  
1,5x75,6 cm

G-200



Sahara Grey Blast  
25,1x75,6 cm - 9,9"x29,76"

G-574

## Matching floor tiles / Pavimento coordinado



Sahara Ivory / Beige / Grey Natural  
59,2x59,2 cm - 23,31"x23,31"

G-3132

Series	Format&Thickness	Unit	Boxes/Pallet	m <sup>2</sup> /Pallet	m <sup>2</sup> /Box	Pieces/Box	Kg/Pallet	Kg/Box
Sahara	25,1x75,6x1 cm	m2	45	59,85	1,33	7	1098,99	24,11
Sahara Blast	25,1x75,6x1 cm	m2	45	59,85	1,33	7	1050	23,00
Halo Lista	1,5x75,6 cm	pz	40	6,36	0,16	14	142	3,202
Matex Lista	1,5x75,6 cm	pz	40	50,80	1,27	112	439	10,61



Wall: Sahara Beige\_Beige Blast 25,1x75,6 cm Floor: Sahara Ivory Natural 59,2x59,2 cm

# SÃO LUIS





Wall: São Luis White\_Azevedo 20,2x59,5 cm Floor: São Luis Azevedo Natural 59,2x59,2 cm

# SÃO LUIS

White Body

Slight Variation

Double Firing

Digital


Pasta Blanca

Ligera Variación

Bicocción

Digital

MATCHING FLOOR TILES IN FLOOR TILE CATALOGUE  
PAVIMENTO COORDINADO EN EL CATÁLOGO FLOOR TILES



São Luis White  
20,2x59,5 cm - 7,95"x23,44"



São Luis Mèrces  
20,2x59,5 cm - 7,95"x23,44"



São Luis Neto  
20,2x59,5 cm - 7,95"x23,44"



São Luis Azevedo  
20,2x59,5 cm - 7,95"x23,44"



São Luis Sacra  
20,2x59,5 cm - 7,95"x23,44"



São Luis Mix\*  
20,2x59,5 cm - 7,95"x23,44"



Moon Gold - Silver - Copper Lista  
1x59,5 cm - 0,39"x23,44"



Gaeta Aqua - Grey - Black Lista  
1x59,5 cm - 0,39"x23,44"



Tersa Lista  
1x59,5 cm - 0,39"x23,44"



\*São Luis Mix consists of 18 different aleatory patterns |  
\*São Luis Mix se componen de 18 decoraciones diferentes aleatorias

## Matching floor tiles / Pavimento coordinado



São Luis White\_Mèrces\_Neto\_Azevedo\_Sacra\_Mix Natural  
59,2x59,2 cm - 23,31"x23,31"



Series	Format&Thickness	Unit	Boxes/Pallet	m <sup>2</sup> /Pallet	m <sup>2</sup> /Box	Pieces/Box	Kg/Pallet	Kg/Box
São Luis	20,2x59,5x0,95 cm	m <sup>2</sup>	64	69,12	1,08	9	1150	17,73
Tersa Lista	1x59,5 cm	pz	96	39,74	0,417	70	400	4,02
Moon Lista	1x59,5 cm	pz	96	6,91	0,072	12	106	0,96
Gaeta Lista	1x59,5 cm	pz	96	6,91	0,072	12	148	1,305




Wall: São Luis White\_Azevedo 20,2x59,5 cm Floor: São Luis Azevedo Natural 59,2x59,2 cm

# SHAGREEN

White Body    Rectified    Slight Variation    Double Firing    Digital  
 Pasta Blanca    Rectificado    Ligera Variación    Bicocción    Digital

MATCHING FLOOR TILES IN FLOOR TILE CATALOGUE  
 PAVIMENTO COORDINADO EN EL CATÁLOGO FLOOR TILES



Shagreen White  
 29,75x59,55 cm - 11,71"x23,45"

G-3140



Shagreen Grey Ornato  
 29,75x59,55 cm - 11,71"x23,45"

G-3170



Shagreen Coffee Ornato  
 29,75x59,55 cm - 11,71"x23,45"

G-3170



Shagreen White Ornato  
 29,75x59,55 cm - 11,71"x23,45"

G-3170



Shagreen Grey Decor  
 29,75x59,55 cm - 11,71"x23,45"

G-2375




Shagreen Coffee Decor  
 29,75x59,55 cm - 11,71"x23,45"

G-2375




Shagreen White Decor  
 29,75x59,55 cm - 11,71"x23,45"

G-2375




Shagreen Grey Mosaico 2,5x2,5 Decor  
 29,75x29,75 cm - 11,71"x11,71"

G-3828



Shagreen Coffee Mosaico 2,5x2,5 Decor  
 29,75x29,75 cm - 11,71"x11,71"

G-3828



Shagreen White Mosaico 2,5x2,5 Decor  
 29,75x29,75 cm - 11,71"x11,71"

G-3828

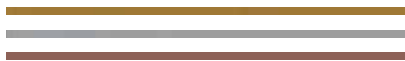


Side View Corner 30 /  
 Perfil Corner 30

Shagreen White Corner  
 1,5x29,75 cm - 0,59"x11,71"

G-2115

\*Available in all colours  
 Disponible en todos los colores



Bettoni Gold - Silver - Copper Lista  
 1x59,55 cm - 0,39"x23,45"

G-2089

## Matching floor tiles / Pavimento coordinado



Shagreen White / Grey / Coffee Lappato  
 59,55x59,55 cm - 23,44"x23,44"

G-3392

Series	Format&Thickness	Unit	Boxes/Pallet	m <sup>2</sup> /Pallet	m <sup>2</sup> /Box	Pieces/Box	Kg/Pallet	Kg/Box
Shagreen	29,75x59,55x0,74 cm	m <sup>2</sup>	40	49,60	1,24	7	730	17,67
Shagreen Decor	29,75x59,55x0,74 cm	m <sup>2</sup>	48	49,60	1,063	6	642	12,90
Bettoni Lista	1x59,55 cm	pz	96	6,91	0,07	12	115	0,957
Shagreen Corner	1,5x29,75 cm	pz	36	3,85	0,11	24	86	2,01
Shagreen Mosaico Decor	29,75x29,75 cm	pz	36	31,86	0,89	10	394	10,30

CONTENT OF RECYCLED MATERIAL  
 CONTENIDO DE MATERIAL RECICLADO

60%





Wall: Shagreen Coffee Ornato 29,75x59,55 cm-Bettoni Copper Lista Floor: Shagreen Coffee Lappato 59,55x59,55 cm

# SHINE

Uniform Appearance


Double Firing

Digital

Aspecto Uniforme

Bicocción

Digital



Shine White  
31,6x95,3 cm - 12,44"x37,52"

G-570



Shine White Linus  
31,6x95,3 cm - 12,44"x37,52"

G-574



Shine White Flag  
31,6x95,3 cm - 12,44"x37,52"

G-574



Cube Decor  
31,6x95,3 cm - 12,44"x37,52"

G-357

Gear Lista  
1,5x95,3 cm

G-240

Clio Copper Lista  
1x95,3 cm

G-340

Within Gold - Silver Lista  
1,5x95,3 cm

G-340

## Matching floor tiles | Pavimento coordinado



Primary White / Black Nat.  
29,75x29,75 cm G-3142

Sincro Blanco / Negro  
31,6x31x6 cm G-870/880



Wall: Shine White\_white Linus\_Cube Decor 31,6x95,3 cm  
Floor: Branch Maple Natural 24,9x100 cm\_Maple Natural Mos. 5x5

Series	Format&Thickness	Unit	Boxes/Pallet	m <sup>2</sup> /Pallet	m <sup>2</sup> /Box	Pieces/Box	Kg/Pallet	Kg/Box
Shine White - Flag - Linus	31'6x95'3x1,10 cm	m <sup>2</sup>	44	52,8	1,2	4	1136,924	25,521
Shine Gold-Silver-Copper	31'6x95'3x1,10 cm	pz	21	18,963	0,903	3	391	17,8
Cube Decor	31'6x95'3x1,10 cm	pz	21	18,963	0,903	3	416	19
Within Gold-Silver Lista	1'5x95'3 cm	pz	36	9,252	0,257	18	175,784	4,494
Gear Lista	1,5x95,3 cm	pz	36	51,48	1,43	100	408	10,95
Clio Copper Lista	1x95'3 cm	pz	36	6,876	0,191	20	166,856	0,4246

# SILKEN

Uniform Appearance


Double Firing

Digital

Aspecto Uniforme

Bicocción

Digital



Silken White  
31,6x95,3 cm - 12,44"x37,52"

G-570



Silken White Linus  
31,6x95,3 cm

G-574



Silken White Flag  
31,6x95,3 cm

G-574

Gear Lista  
1,5x95,3 cm

G-240

Clio Cooper Lista  
1x95,3 cm

G-340

Within Gold - Silver Lista  
1,5x95,3 cm

G-340

## Matching floor tiles | Pavimento coordinado



Primary White / Black Nat.  
29,75x29,75 cm G-3142

Sincro Blanco / Negro  
31,6x31x6 cm G-870/880



Wall: Silken White\_White Linus\_Breakfast Decor 31,6x95,3 cm  
Floor: Isen Grey Natural 100x100 cm

Series	Format&Thickness	Unit	Boxes/Pallet	m <sup>2</sup> /Pallet	m <sup>2</sup> /Box	Pieces/Box	Kg/Pallet	Kg/Box
Silken White/Flag/Linus	31'6x95'3x1,10 cm	m <sup>2</sup>	44	52,8	1,2	4	1136,924	25,521
Silken Gold/Silver/Copper	31'6x95'3x1,10 cm	pz	21	18,963	0,903	3	391	17,8
Within Gold/Silver Lista	1'5x95'3 cm	pz	36	9,252	0,257	18	175,784	4,494
Gear Lista	1,5x95,3 cm	pz	36	51,48	1,43	100	408	10,95
Clio Copper Lista	1x95'3 cm	pz	36	6,876	0,191	20	166,856	0,4246

# SKYLINE

Uniform Appearance


Double Firing

Digital

Aspecto Uniforme

Bicocción

Digital



Skyline White  
25,1x75,6 cm - 9,9"x29,76"

G-540



Skyline Beige  
25,1x75,6 cm - 9,9"x29,76"

G-550



Skyline Lila  
25,1x75,6 cm - 9,9"x29,76"

G-550



Skyline Blue  
25,1x75,6 cm - 9,9"x29,76"

G-550



Skyline Baño Decor A,B,C  
25,1x75,6 cm - 9,9"x29,76"

G-355



Skyline Cocina Decor A,B,C  
25,1x75,6 cm - 9,9"x29,76"

G-355



Halo Grey Lista  
1,5x75,6 cm

G-300

Matex Lista  
1,5x75,6 cm

G-200

Halo Beige Lista  
1,5x75,6 cm

G-300

Halo Lila Lista  
1,5x75,6 cm

G-300

Halo Blue Lista  
1,5x75,6 cm

G-300

## Matching floor tiles | Pavimento coordinado



Axis White  
31,6x59,2 cm G-890

Axis Beige / Blue / Lila  
31,6x59,2 cm G-890

G-890

Series	Format&Thickness	Unit	Boxes/Pallet	m <sup>2</sup> /Pallet	m <sup>2</sup> /Box	Pieces/Box	Kg/Pallet	Kg/Box
Skyline	25,1x75,6x1 cm	m <sup>2</sup>	45	59,85	1,33	7	1129	24,78
Skyline Baño / Cocina Decor	25,1x75,6x1 cm	pz	26	39,47	1,51	8	770	29,07
Halo Lista	1,5x75,6 cm	pz	40	6,36	0,16	14	142	3,202
Matex Lista	1,5x75,6 cm	pz	40	50,80	1,27	112	439	10,618

# SOLID

Uniform Appearance


Double Firing

Digital

Aspecto Uniforme

Bicocción

Digital



Solid White  
25,1x75,6 cm - 9,9"x29,76"

G-540



Solid Black  
25,1x75,6 cm - 9,9"x29,76"

G-550



Solid White Focus  
25,1x75,6 cm - 9,9"x29,76"

G-550



Solid Black Focus  
25,1x75,6 cm - 9,9"x29,76"

G-570



Solid White Check  
25,1x75,6 cm - 9,9"x29,76"

G-550



Solid Black Check  
25,1x75,6 cm - 9,9"x29,76"

G-570



Solid White Sysmic  
25,1x75,6 cm - 9,9"x29,76"

G-550



Solid Black Sysmic  
25,1x75,6 cm - 9,9"x29,76"

G-570



Central White Lista  
1,5x75,6 cm

G-310



Matex Lista  
1,5x75,6 cm

G-200



Central Black Lista  
1,5x75,6 cm

G-310



Sysmic Gold Lista  
2,3x75,6 cm

G-320



Focus Gold Lista  
2,3x75,6 cm

G-320



Central Gold Lista  
1,5x75,6 cm

G-310



Sysmic Silver Lista  
2,3x75,6 cm

G-320



Focus Silver Lista  
2,3x75,6 cm

G-320



Central Silver Lista  
1,5x75,6 cm

G-320



Check Gold Lista  
6x25,1cm

G-320



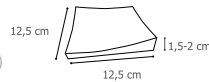
Check Silver Lista  
6x25,1cm

G-320



Solid White Focus Taco \*\*  
12,5x12,5 cm

G-266



Solid Black Focus Taco \*\*  
12,5x12,5 cm

G-266

\*\* Special product: These blocks have different reliefs. Due to hand-manufactured process the caliber and tonality of these borders could vary from one to other.


Producto especial: Este material tiene diferentes relieves. Se fabrica artesanalmente, por lo que pueden existir pequeñas variaciones en el calibre o en el tono.

## Matching floor tiles | Pavimento coordinado



Primary White / Black Nat.  
29,75x29,75 cm

G-3142



Sincro Blanco / Negro  
31,6x31x6 cm

G-870/880

Series	Format&Thickness	Unit	Boxes/Pallet	m <sup>2</sup> /Pallet	m <sup>2</sup> /Box	Pieces/Box	Kg/Pallet	Kg/Box
Solid	25'1x75'6x1	m <sup>2</sup>	45	59,850	1,330	7	1144	25,11
Solid Focus/Check/Sysmic	25'1x75'6x1	m <sup>2</sup>	45	59,850	1,330	7	1050	23
Solid Gold/Silver Focus/Sysmic	25'1x75'6	pz	13	19,76	1,52	8	339	25,00
Solid Gold/Silv. Check	25'1x75'6	pz	13	17,26	1,33	7	319	23,498
Focus Gold/Silver Lista	2,6x75,6	pz	30	7,29	0,24	14	104	4,99
Solid Focus Taco	12,5x12,5	pz	24	18,00	0,75	48	326	31,01
Check Gold/Silver Lista	6x31'6	pz	64	9,66	0,15	10	219	2,198
Sysmic/Focus Gold/silver Lista	2,3x75,6	pz	40	9,72	0,24	14	5,20	222
Central Lista	1,5x75,6	pz	40	6,36	0,159	14	3	134
Matex lista	1,5x75,6	pz	12	36,73	3,06	270	25,15	316

# SMASH





Wall: Smash Grey\_Grey Cubic\_Ornato 31,7x59,5 cm Floor: Studio Grey Natural 59,55x59,55 cm-Norway Walnut Natural 16x99,55 cm

# SMASH

White Body

Moderate Variation

Double Firing


Digital

Pasta Blanca

Moderada Variación

Bicoccción

Digital




Smash Ivory  
31,7x59,5 cm - 12,48"x23,43"

G-541




Smash Grey  
31,7x59,5 cm - 12,48"x23,43"

G-541



Smash Ivory Cubic  
31,7x59,5 cm - 12,48"x23,43"

G-551



Smash Grey Cubic  
31,7x59,5 cm - 12,48"x23,43"


G-551



Smash OrnatO\*  
31,7x59,5 cm - 12,48"x23,43"

G-613

## Matching floor tiles / Pavimento coordinado




Studio Ivory / Grey / Anthracite Natural  
59,55x59,55 cm - 23,45"x23,45"

G-3146



## Matching PVD tiles / PVD coordinado



Brixton Gold / Silver Cubic  
31,7x59,5 cm - 12,48"x23,43"

G-351

\*Smash OrnatO consists of 20 different aleatory patterns |  
\*Smash OrnatO se compone de 20 decoraciones diferentes aleatorias

Tersa Lista  
1x59,5 cm - 0,39"x23,44"

G-201

Gaeta Aqua - Grey - Black Lista  
1x59,5 cm - 0,39"x23,44"

G-251

Moon Gold - Silver - Copper Lista  
1x59,5 cm - 0,39"x23,44"

G-261

Series	Format&Thickness	Unit	Boxes/Pallet	m <sup>2</sup> /Pallet	m <sup>2</sup> /Box	Pieces/Box	Kg/Pallet	Kg/Box
Smash	31,7x59,5x0,95 cm	m <sup>2</sup>	48	45,12	0,94	5	874	17,73
Smash Cubic	31,7x59,5x0,95 cm	m <sup>2</sup>	48	45,12	0,94	5	874	17,73
Smash OrnatO	31,7x59,5x0,95 cm	m <sup>2</sup>	48	45,12	0,94	5	874	17,73
Brixton Cubic	31,7x59,5x0,95 cm	pz	48	54,34	1,132	6	1042	21,23
Tersa Lista	1x59,5 cm	pz	96	39,74	0,41	70	400	4,02
Gaeta Lista	1x59,5 cm	pz	96	6,91	0,072	12	106	0,96
Moon Lista	1x59,5 cm	pz	96	6,91	0,072	12	106	0,96





Wall: Smash Ivory\_Ivory Cubic 31,7x59,5 cm-Moon Silver Lista Floor: Studio Ivory Natural 49,75x59,55 cm

# STEEL

White Body

Moderate Variation

Double Firing

Digital

Pasta Blanca

Moderada Variación


Bicoccción

Digital



Recover Ivory  
25,2x75,9 cm - 9,92"x29,88"

G-541



Polar White  
25,2x75,9 cm - 9,92"x29,88"

G-541



Recover Grey  
25,2x75,9 cm - 9,92"x29,88"

G-541



Recover Vison  
25,2x75,9 cm - 9,92"x29,88"

G-541



Steel Grey Frame  
25,2x75,9 cm - 9,92"x29,88"

G-561



Steel Oxidum Frame  
25,2x75,9 cm - 9,92"x29,88"

G-561



Steel Grey Cenefa A  
4,5x25,2 cm  
1,77"x9,92"

G-291



Steel Grey Cenefa B  
4,5x25,2 cm  
1,77"x9,92"

G-291



Steel Oxidum Cenefa A  
4,5x25,2 cm  
1,77"x9,92"

G-291



Steel Oxidum Cenefa B  
4,5x25,2 cm  
1,77"x9,92"

G-291



Finir Gold - Silver - Copper Lista  
1x75,9 cm - 0,39"x29,88"

G-291

## Matching floor tiles / Pavimento coordinado



Recover Ivory / Grey / Vison Natural  
49,75x99,55 cm - 19,59"x39,19"


G-3162



Recover Ivory / Grey / Vison Hexagon  
25x29 cm - 9,84"x11,42"


G-3230

## Matching PVD tiles | PVD coordinado



Pyrus Gold Frame  
25,2x75,9 cm - 9,92"x29,88"

G-348



Pyrus Silver Frame  
25,2x75,9 cm - 9,92"x29,88"

G-348

Series	Format&Thickness	Unit	Boxes/Pallet	m <sup>2</sup> /Pallet	m <sup>2</sup> /Box	Pieces/Box	Kg/Pallet	Kg/Box
Steel Frame	25,2x75,9x0,97 cm	m <sup>2</sup>	45	60,30	1,34	7	1059	23,01
Recover	25,2x75,9x0,97 cm	m <sup>2</sup>	45	60,30	1,34	7	1051	23,01
Polar	25,2x75,9x0,97 cm	m <sup>2</sup>	45	60,30	1,34	7	1051	23,01
Pyrus Kraft	25,2x75,9x0,97 cm	pz	13	17,42	1,34	7	314	23,01
Finir Lista	1x75,9 cm	pz	40	8,16	0,20	27	190	4,41
Steel Cenefa	4,5x25,2 cm	pz	48	18,576	0,387	34	354,72	7,39



Wall: Steel Grey Frame 25,2x75,9 cm Floor: Norway Moka Natural 16x99,55 cm

# STRIPES

White Body

Slight Variation

Double Firing

Pasta Blanca

Ligera Variación

Bicocción



Stripes Blanco  
20x59,2 cm - 7,9"x23,3"

G-490



Stripes Negro  
20x59,2 cm - 7,9"x23,3"

G-515



Stripes Maiz  
20x59,2 cm - 7,9"x23,3"

G-515

Acier Lista  
1x59,2 cm - 0,89"x23,3"

G-130

Demeter Lista  
1x59,2 cm

G-130

Niebla Hielo Lista  
1,5x59,2 cm

G-290



Stripes Negro Decor\*  
20x59,2 cm

G-350



Stripes Maiz Decor\*  
20x59,2 cm

G-350



Stripes Negro Cenefa\*  
5x59,2 cm

G-260



Stripes Maiz Cenefa\*  
5x59,2 cm

G-260



Stripes Pistacho  
20x59,2 cm

G-515



Riveira Negro Lista  
1,5x59,2 cm

G-210



Riveira Maiz Lista  
1,5x59,2 cm

G-210



Niebla Negro Lista  
1,5x59,2 cm

G-290



Niebla Maiz Lista  
1,5x59,2 cm

G-290



Stripes Pistacho Decor\*  
20x59,2 cm

G-350



Riveira Pistacho Lista  
1,5x59,2 cm

G-210



Niebla Pistacho Lista  
1,5x59,2 cm

G-290

\* Do not use corrosive chemicals or solvents to clean the surface of the product with metallic finish.

No utilizar productos corrosivos o disolventes para la limpieza de la superficie de los productos con acabado metálico.

## Matching floor tiles | Pavimento coordinado



Vallter Blanco - Sensation Negro  
31,6x59,2 cm  
Sensation Maiz\_Pistacho  
31,6x59,2 cm

G-890

G-910

Series	Format&Thickness	Unit	Boxes/Pallet	m <sup>2</sup> /Pallet	m <sup>2</sup> /Box	Pieces/Box	Kg/Pallet	Kg/Box
Stripes	20x59,2x0,95 cm	m2	64	68,48	1,07	9	1269	19,61
Stripes Decor	20x59,2x0,95 cm	pz	48	28,42	0,59	5	579	11,76
Stripes Cenefa	5x59,2 cm	pz	48	24,14	0,50	17	492	9,94
Acier/Demeter Lista	1x59,2 cm	pz	96	39,74	0,41	70	400	4,02
Niebla Lista	1x59,2 cm	pz	96	10,27	0,10	10	228	2,22
Eminence Lista	0,59x59,2 cm	m2	48	45,12	0,94	5	1030	21,16

# SWAN

White Body

Rectified

Uniform Appearance

Double Firing

Thickness 0,74 cm

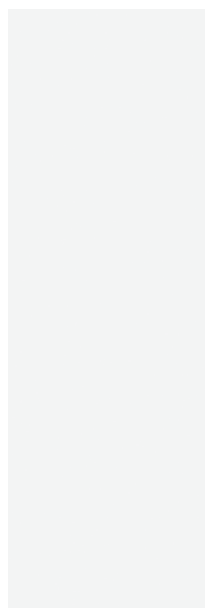
Pasta Blanca

Rectificado


Aspecto Uniforme

Bicocción


Espesor 0,74 cm



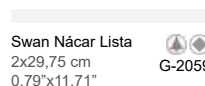
Neutral Blanco  
29,75x89,46 cm  
11,71"x35,22"




Swan Nacar  
29,75x89,46 cm  
11,71"x35,22"



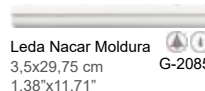
Neutral Negro  
29,75x89,46 cm  
11,71"x35,22"




Swan Nacar Lista  
2x29,75 cm  
0,79"x11,71"



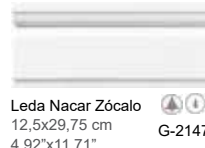
Swan Nacar Bordura  
7,5x29,75 cm  
2,95"x11,71"



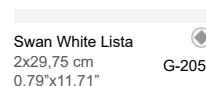
Leda Nacar Moldura  
3,5x29,75 cm  
1,38"x11,71"



Leda Nacar Cenefa  
8,8x29,75 cm  
3,46"x11,71"



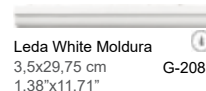
Leda Nacar Zócalo  
12,5x29,75 cm  
4,92"x11,71"



Swan White Lista  
2x29,75 cm  
0,79"x11,71"




Swan White Bordura  
7,5x29,75 cm  
2,95"x11,71"




Leda White Moldura  
3,5x29,75 cm  
1,38"x11,71"



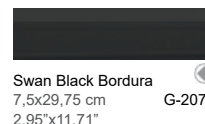
Leda White Cenefa  
8,8x29,75 cm  
3,46"x11,71"



Leda White Zócalo  
12,5x29,75 cm  
4,92"x11,71"




Swan Black Lista  
2x29,75 cm  
0,79"x11,71"



Swan Black Bordura  
7,5x29,75 cm  
2,95"x11,71"



Leda Black Moldura  
3,5x29,75 cm  
1,38"x11,71"



Leda Black Cenefa  
8,8x29,75 cm  
3,46"x11,71"



Leda Black Zócalo  
12,5x29,75 cm  
4,92"x11,71"



Swan White Middle  
29,75x89,46 cm  
11,71"x35,22"



Swan Nacar Middle  
29,75x89,46 cm  
11,71"x35,22"



Swan Black Middle  
29,75x89,46 cm  
11,71"x35,22"



Swan Silver Middle  
29,75x89,46 cm  
11,71"x35,22"



\*Side View Lista  
Perfil Lista



\*Side View Bordura  
Perfil Bordura



Special product: Due to hand-manufactured process the caliber and tonality of these borders could vary from one to other. Clean only using neutral PH products. Do not mix pieces from different lots.  
Producto especial: Este material se fabrica artesanalmente, por lo que pueden existir pequeñas variaciones en el calibre o en el tono. Usar para la limpieza únicamente productos con PH neutro. No mezclar piezas de diferentes lotes.

Matching floor tiles |  
Pavimento coordinado



Neutral Blanco / Negro Natural  
59,55 x 59,55 cm  
29,75 x 29,75 cm

G-3330  
G-3286

Series	Format&Thickness	Unit	Boxes/Pallet	m <sup>2</sup> /Pallet	m <sup>2</sup> /Box	Pieces/Box	Kg/Pallet	Kg/Box
Swan 30X90	29,75x89,46x0,74	m2	40	63,880	1,597	6	850	20,67
Swan Middle	29,75x89,46x0,74	m2	36	57,492	1,597	6	800	21,58
Swan Silver Middle	29,75x89,46x0,74	pz	18	23,958	1,331	5	383	20,00
Swan Bord.	7,5x29,75	pz	36	12,85	0,357	16	275	7
Swan Lista	2x29,75	pz	99	10,59	0,107	18	261	2,40
Leda Mold.	3,5x29,75	pz	99	6,24	0,063	6	270	2,498
Leda Cf.	8,8x29,75	pz	144	67,82	0,471	18	1683	11,588
Leda Zocalo	12,5x29,75	pz	36	10,73	0,298	8	325	8,399

CONTENT OF RECYCLED MATERIAL  
CONTENIDO DE MATERIAL RECIKLADO

63%

# STROKE





Wall: Stroke Pink Groove 29,75x99,55 cm Floor: Tango White Natural 59,2x59,2 cm

# STROKE

White Body

Slight Variation

Double Firing

Thickness 0,75 cm

Digital

Pasta Blanca

Ligera Variación

Bicocción


Espesor 0,75 cm

Digital



Tango Ivory  
29,75x99,55 cm - 11,71"x39,19"

G-571



Tango Ivory Mosaico 2,5x2,5  
29,75x29,75 cm  
11,71"x11,71"

G-618



Stroke Pink Groove  
29,75x99,55 cm - 11,71"x39,19"

G-581



Stroke Green Groove  
29,75x99,55 cm - 11,71"x39,19"

G-581



Stroke Blue Groove  
29,75x99,55 cm - 11,71"x39,19"

G-581



Stroke Grey Groove  
29,75x99,55 cm - 11,71"x39,19"

G-581



\*Side View Corner 30  
Perfil Corner 30

Tango Ivory Corner 30  
1,5x29,75 cm - G-330  
0,59"x11,71"



Geneva Gold - Silver - Copper Lista  
1x99,55 cm - 0,39"x39,19"


G-291



Reid Plata Mate Lista  
1x99,55 cm - 0,39"x39,19"

G-261

## Matching PVD tiles / PVD coordinado



Glimpse Gold / Silver / Groove  
29,75x99,55 cm - 11,71"x39,19"

G-349

Series	Format&Thickness	Unit	Boxes/Pallet	m <sup>2</sup> /Pallet	m <sup>2</sup> /Box	Pieces/Box	Kg/Pallet	Kg/Box
Tango	29,75x99,5x0,74 cm	m2	44	78,32	1,780	6	1100	24,61
Stroke Groove	29,75x99,5x0,74 cm	m2	44	65,12	1,480	5	950	21,21
Tango Corner	1,5x29,75 cm	pz	36	3,85	0,107	24	100	2,40
Geneva Lista	1x99,55 cm	pz	15	4,49	0,299	30	70	3,10
Reid Lista	1x99,55 cm	pz	15	15,52	1,035	104	166	10,13





Wall: Stroke Blue Groove 29,75x99,55 cm Floor: Norway Walnut Natural 16x99,55 cm

# STUDIO





Wall: Studio Ivory\_ivory Box 29,75x99,55 cm-Urban Art 7,4x29,75 cm Floor: Studio Ivory Natural 59,55x59,55 cm

# STUDIO

White Body

Slight Variation

Double Firing

Digital

Thickness 0,74 cm

Pasta Blanca

Ligera Variación

Bicocción

Digital

Espesor 0,74 cm

MATCHING FLOOR TILES IN FLOOR TILE CATALOGUE  
PAVIMENTO COORDINADO EN EL CATÁLOGO FLOOR TILES




Studio Ivory  
29,75x99,55 cm - 11,71"x39,19"

G-571



Studio Grey  
29,75x99,55 cm - 11,71"x39,19"

G-571




Studio Ivory Box  
29,75x99,55 cm - 11,71"x39,19"

G-581



Studio Grey Box  
29,75x99,55 cm - 11,71"x39,19"

G-581



Studio Ivory Arc  
29,75x99,55 cm - 11,71"x39,19"

G-581




Studio Grey Arc  
29,75x99,55 cm - 11,71"x39,19"

G-581



Studio Ornato\*  
29,75x99,55 cm - 11,71"x39,19"

G-617




Studio Ivory Mosaico 2,5x2,5  
29,75x29,75 cm  
11,71"x11,71"

G-618



Studio Grey Mosaico 2,5x2,5  
29,75x29,75 cm  
11,71"x11,71"

G-618



Geneva Gold - Silver - Copper Lista  
1x99,55 cm - 0,39"x39,19"

G-291



Reid Plata Mate Lista  
1x99,55 cm - 0,39"x39,19"

G-261



\*Side View Corner 30  
Perfil Corner 30

Studio Corner 30  
1,5x29,75 cm - 0,59"x11,71"

G-330

Studio Corner is available in all colours of collection |  
Studio Corner está disponibles en todos los colores de la colección

\*Studio Ornato consists of 14 different aleatory patterns |  
\*Studio Ornato se compone de 14 decoraciones diferentes aleatorias

## Matching floor tiles / Pavimento coordinado



Studio Ivory / Grey / Anthracite Natural  
99,55x99,55 cm - 39,19"x39,19" G-3268  
49,75x99,55 cm - 19,59"x39,19" G-3162  
59,55x59,55 cm - 23,45"x23,45" G-3146

Series	Format&Thickness	Unit	Boxes/Pallet	m <sup>2</sup> /Pallet	m <sup>2</sup> /Box	Pieces/Box	Kg/Pallet	Kg/Box
Studio / Ornato	29,75x99,5x0,74 cm	m2	44	78,32	1,780	6	1100	24,61
Studio Box / Arc	29,75x99,5x0,74 cm	m2	44	65,12	1,480	5	950	21,21
Studio Corner	1,5x29,75 cm	pz	36	3,85	0,107	24	100	2,40
Geneva Lista	1x99,55 cm	pz	15	4,49	0,299	30	70	3,10
Reid Lista	1x99,55 cm	pz	15	15,52	1,035	104	166	10,13
Studio Mos. 2,5x2,5	29,75x29,75 cm	pz	36	28,69	0,797	9	361	9,40



Wall: Studio Grey\_Grey Arc\_Ornato 29,75x99,55 cm-Geneva Silver Lista

Floor: Studio Grey Natural 59,55x59,55 cm

# SYLAN

White Body

Rectified

Moderate Variation

Double Firing

Thickness 0,74 cm

Pasta Blanca

Rectificado

Moderada Variación


Bicocción

Espesor 0,74 cm



Sylan Maple  
29,75x89,46 cm - 11,71"x35,22"

G-3230




Swan Nacar  
29,75x89,46 cm - 11,71"x35,22"

G-3230




Sylan Maple Effect  
29,75x89,46 cm - 11,71"x35,22"

G-3258



Neutral Nacar Effect  
29,75x89,46 cm - 11,71"x35,22"

G-3258



Sylan Mix Maple Mosaico 2,5x2,5  
29,75x29,75 cm - 11,71"x11,71"


G-3756



\*Side View Corner 30° /  
Perfil Corner 30°

Sylan Maple Corner 30°  
2x29,75 cm - 0,79"x11,71"

G-2085



Neutral Blanco  
29,75x89,46 cm - 11,71"x35,22"

G-3218



Effect Gold Lista  
3x89,46 cm - 1,18"x35,22"

G-2173



Rail Walnut Lista  
2x89,46 cm - 0,79"x35,22"

G-2143



Main Gold - Silver - Walnut - Grey Lista  
1,5x89,46 cm - 0,59"x35,22"

G-2131



Vita Mate Lista  
1,5x89,46 cm - 0,59"x35,22"

G-2091

CONTENT OF RECYCLED MATERIAL  
CONTENIDO DE MATERIAL RECICLADO

64%

Series	Format&Thickness	Unit	Boxes/Pallet	m <sup>2</sup> /Pallet	m <sup>2</sup> /Box	Pieces/Box	Kg/Pallet	Kg/Box
Sylan Maple 30x90	29,75x89,46x0,74	m <sup>2</sup>	40	63,88	1,597	6	900	21,93
Sylan Maple Effect 30x90	29,75x89,46x0,74	m <sup>2</sup>	36	57,492	1,597	6	855,716	23,13
Sylan Maple Corner-30	2x29,75	pz	144	15,408	0,107	18	302,864	2,006
Sylan Mix Maple Mos. 2,5x2,5	29,75x29,75	m <sup>2</sup>	36	31,824	0,884	10	369	9,605
Effect Lista	3x89,46	pz	36	8,712	0,242	9	166	4,23
Vita Lista	1,5x89,46	pz	36	48,31	1,34	100	380,55	10,18
Main Lista	1,5x89,46	pz	36	8,712	0,242	18	479	12,93
Rail Lista	2x89,46	pz	36	54,11	1,503	84	940	25,634



Wall: Sylan Maple Effect\_Maple\_Swan Nácar 29,75x89,46 cm Floor: Retro Dark Natural 29,75x29,75 cm

# TANGO







Wall: Tango Ivory\_Ivory Wave 29,75x99,55 cm-Geneva Silver Lista Floor: Tango Anthracite Natural 59,2x59,2 cm

# TANGO

White Body

Slight Variation

Double Firing

Digital

Thickness 0,74 cm

Pasta Blanca

Ligera Variación

Bicocción

Digital

Espesor 0,74 cm

MATCHING FLOOR TILES IN FLOOR TILE CATALOGUE  
PAVIMENTO COORDINADO EN EL CATÁLOGO FLOOR TILES



Tango Ivory  
29,75x99,55 cm - 11,71"x39,19"

G-571



Tango Grey  
29,75x99,55 cm - 11,71"x39,19"

G-571



Tango Ivory Wave  
29,75x99,55 cm - 11,71"x39,19"

G-581



Tango Grey Wave  
29,75x99,55 cm - 11,71"x39,19"

G-581



Tango Gaona Ornato\*  
29,75x99,55 cm - 11,71"x39,19"

G-617



Tango Pampa Ornato\*  
29,75x99,55 cm - 11,71"x39,19"

G-617

\*Tango Gaona & Pampa Ornato consist of 5 different aleatory patterns |  
\*Tango Gaona y Pampa Ornato se componen de 5 decoraciones diferentes aleatorias




Geneva Gold - Silver - Copper Lista  
1x99,55 cm

G-291




Reid Plata Mate Lista  
1x99,55 cm

G-261



Tango Ivory Mosaico 2,5x2,5  
29,75x29,75 cm - 11,71"x11,71"

G-618



Tango Grey Mosaico 2,5x2,5  
29,75x29,75 cm - 11,71"x11,71"

G-618



\*Side View Corner 30  
Perfil Corner 30

Tango Corner 30  
1,5x29,75 cm

G-330

## Matching floor tiles / Pavimento coordinado




Tango White / Anthracite / Crespo / Gaona / Telmo / Boedo / Pampa / Almirante Natural  
59,2x59,2 cm - 23,31"x23,31"

G-3146

Tango Quarter Round 30  
1,5x29,75 cm

G-180

## Matching PVD tiles / PVD coordinado




Glimpse Gold / Silver Wave  
31,7x59,5 cm - 12,48"x23,43"

G-349

Tango Corner & Quarter is available in Ivory & Grey  
Tango Corner & Quarter está disponibles en Ivory & Grey

Series	Format&Thickness	Unit	Boxes/Pallet	m <sup>2</sup> /Pallet	m <sup>2</sup> /Box	Pieces/Box	Kg/Pallet	Kg/Box
Tango / Ornato	29,75x99,5x0,74 cm	m2	44	78,32	1,780	6	1100	24,61
Tango Wave	29,75x99,5x0,74 cm	m2	44	65,12	1,480	5	950	21,21
Glimpse Wave	29,75x99,5x0,74 cm	m2	21	24,78	1,18	4	358	16,20
Tango Corner	1,5x29,75 cm	pz	36	3,85	0,107	24	100	2,40
Geneva Lista	1x99,55 cm	pz	15	4,49	0,299	30	70	3,10
Reid Lista	1x99,55 cm	pz	15	15,52	1,035	104	166	10,13
Tango Mos. 2,5x2,5	29,75x29,75 cm	pz	36	28,69	0,797	9	361	9,40



Wall: Tango Grey\_Grey Wave\_Pampa Ornato 29,75x99,55 cm Floor: Tango Pampa Natural 59,2x59,2 cm

# TAWRIQ





Wall: Tawriq Blue Halifa\_Tawriq Blue Zaida 29,75x99,55 cm Floor: Tawriq Blue Natural 59,2x59,2 cm

# TAWRIQ

White Body

Slight Variation

Double Firing

Digital

Thickness 0,74 cm

Pasta Blanca


Ligera Variación

Bicocción

Digital

Espesor 0,74 cm

MATCHING FLOOR TILES IN FLOOR TILE CATALOGUE  
PAVIMENTO COORDINADO EN EL CATÁLOGO FLOOR TILES



**Glimpse White**  
29,75x99,55 cm  
11,71"x39,19"

G-571



**Tawriq White Zaida**  
29,75x99,55 cm  
11,71"x39,19"

G-581



**Tawriq Brown Zaida**  
29,75x99,55 cm  
11,71"x39,19"

G-581



**Tawriq Blue Zaida**  
29,75x99,55 cm  
11,71"x39,19"

G-581



**Glimpse Gold Zaida**  
29,75x99,55 cm  
11,71"x39,19"

G-349



**Glimpse Silver Zaida**  
29,75x99,55 cm  
11,71"x39,19"

G-349



**Tawriq Moldura**  
3,5x29,75 cm

G-291



**Tawriq Cenefa**  
9x29,75 cm

G-321



**Tawriq Zocalo**  
11x29,75 cm

G-352



**Tawriq Brown Halifa**  
29,75x99,55 cm  
11,71"x39,19"

G-601



**Tawriq Blue Halifa**  
29,75x99,55 cm  
11,71"x39,19"

G-601



**Glimpse Gold Halifa**  
29,75x99,55 cm  
11,71"x39,19"

G-349



**Glimpse Silver Halifa**  
29,75x99,55 cm  
11,71"x39,19"

G-349

## Matching PVD tiles | Pavimento coordinado



**Tawriq Brown / Blue Natural**  
59,2x59,2 cm

G-3154



**Geneva Gold - Silver - Copper Lista**  
1x99,55 cm


G-291



**Reid Plata Mate Lista**  
1x99,55 cm

G-261

Series	Format&Thickness	Unit	Boxes/Pallet	m <sup>2</sup> /Pallet	m <sup>2</sup> /Box	Pieces/Box	Kg/Pallet	Kg/Box
Tawriq	29,75x99,5x0,78 cm	m <sup>2</sup>	44	65,12	1,480	5	950	21,21
Tawriq Moldura	3,5x29,75 cm	m <sup>2</sup>	34	12,03	0,354	34	300	8,40
Tawriq Cenefa	9x29,75 cm	m <sup>2</sup>	39	9,69	0,936	20	392	20,91
Tawriq Zocalo	11x29,75 cm	m <sup>2</sup>	39	22,39	0,622	19	412	10,21
Geneva Lista	1x99,55 cm	pz	15	4,49	0,299	30	86	4,81
Reid Lista	1x99,55 cm	pz	15	15,52	1,035	104	106	10,13



Wall: Tawriq Brown Halifa\_Tawriq Brown Zaida\_Tawriq White Zaida 29,75x99,55 cm Floor: Tawriq Brown Natural 59,2x59,2 cm

# TERRE







Wall: Terre Rosso\_Terre Rosso Paint 20x20 cm Floor: Camper White Natural 24,75x99,55 cm

# TERRE

High Variation

Double firing


Digital

Contraste de Tonalidad

Bicocción

Digital

MATCHING FLOOR TILES IN FLOOR TILE CATALOGUE  
PAVIMENTO COORDINADO EN EL CATÁLOGO FLOOR TILES



Terre Ice  
20x20 cm - 7,9"x7,9"



Terre Sand  
20x20 cm - 7,9"x7,9"



Terre Rosso  
20x20 cm - 7,9"x7,9"



Terre Gold  
20x20 cm - 7,9"x7,9"



Terre Ice Paint  
20x20 cm - 7,9"x7,9"




Terre Sand Paint  
20x20 cm - 7,9"x7,9"



Terre Rosso Paint  
20x20 cm - 7,9"x7,9"



Terre Silver  
20x20 cm - 7,9"x7,9"



Terre Ice Decor  
20x20 cm - 7,9"x7,9"



Terre Sand Decor  
20x20 cm - 7,9"x7,9"



Terre Rosso Decor  
20x20 cm - 7,9"x7,9"



Mars Gold - Silver - Copper Lista  
1x20 cm

Terre Collection is available in a wide variety of aleatory patterns.

La Colección Terre está disponible en gran variedad de diseños diferentes aleatorios.

## Matching floor tiles / Pavimento coordinado



Terre Ice / Sand / Rosso Natural  
24,9x100 cm - 9,81"x39,37"



Terre Ice / Sand / Rosso / Stamp Hexagon  
25x29 cm - 9,84"x11,42"



Series	Format&Thickness	Unit	Boxes/Pallet	m <sup>2</sup> /Pallet	m <sup>2</sup> /Box	Pieces/Box	Kg/Pallet	Kg/Box
Terre/Terre Paint	20x20x0,65 cm	m <sup>2</sup>	100	100	1	25	1280	12,64
Terre Decor	20x20x0,65 cm	pz	50	40,00	0,80	20	508	9,85
Terre Gold/Silver	20x20x0,65 cm	pz	50	38	0,76	19	465	9,01
Mars Lista	1x20 cm	pz	144	20,16	0,14	45	376	2,58



Wall: Terre Sand 20x20 cm Floor: Bondi Mirror Natural 59,2x59,2 cm

# TEX





Wall: Tex Grey\_Grey Atomic\_Grey Pattern 29,75x99,55 cm\_Geneva Copper Lista Floor: Tex Grey Natural 59,55x59,55 cm

# TEX

White Body

High Variation

Double Firing

Digital

Thickness 0,74 cm

Pasta Blanca


Contraste de Tonalidad

Bicocción

Digital


Espesor 0,74 cm

MATCHING FLOOR TILES IN FLOOR TILE CATALOGUE  
PAVIMENTO COORDINADO EN EL CATÁLOGO FLOOR TILES



**Tex Ivory**  
29,75x99,55 cm - 11,71"x39,19"

G-571



**Tex Grey**  
29,75x99,55 cm - 11,71"x39,19"

G-571



**Tex Ivory Atomic**  
29,75x99,55 cm - 11,71"x39,19"

G-581



**Tex Grey Atomic**  
29,75x99,55 cm - 11,71"x39,19"

G-581




**Tex Ivory Pattern\***  
29,75x99,55 cm - 11,71"x39,19"

G-581




**Tex Grey Pattern\***  
29,75x99,55 cm - 11,71"x39,19"

G-581



**Tex Ivory Mosaico 2,5x2,5**  
29,75x29,75 cm

G-618



**Tex Grey Mosaico 2,5x2,5**  
29,75x29,75 cm

G-618



**Tex Corner 30**  
1,5x29,75 cm

G-330



\*Side View Corner 30  
Perfil Corner 30

\* Tex Ivory & Grey Pattern consist of 16 different aleatory patterns |  
\* Tex Ivory & Grey Pattern se componen de 16 decoraciones diferentes aleatorias

Tex Corner is available in Ivory & Grey  
Tex Corner está disponibles en Ivory & Grey


**Reid Plata Mate Lista**  
1x99,55 cm

G-261

**Geneva Gold - Silver - Copper Lista**  
1x99,55 cm

G-291

## Matching floor tiles / Pavimento coordinado



**Tex Ivory / Grey / Ivory Pattern / Grey Pattern Natural**  
99,55x99,55 cm - 39,19"x39,19"  
49,75x99,55 cm - 19,58"x39,19"  
59,55x59,55 cm - 23,44"x23,44"  
25x29 cm - 9,84"x11,42"

G-3268 / G-3284  
G-3162 / G-3178  
G-3146 / G-3162  
G-3230

## Matching PVD tiles / PVD coordinado



**Glimpse Gold / Silver Atomic**  
29,75x99,55 cm - 11,71"x39,19"

G-349

Series	Format&Thickness	Unit	Boxes/Pallet	m <sup>2</sup> /Pallet	m <sup>2</sup> /Box	Pieces/Box	Kg/Pallet	Kg/Box
Tex	29,75x99,5x0,74 cm	m2	44	78,32	1,780	6	1100	24,61
Tex Atomic	29,75x99,5x0,74 cm	m2	44	65,12	1,480	5	950	21,21
Glimpse Atomic	29,75x99,5x0,74 cm	m2	21	24,78	1,18	4	358	16,20
Tex Corner	1,5x29,75 cm	pz	36	3,85	0,107	24	100	2,40
Geneva Lista	1x99,55 cm	pz	15	4,49	0,299	30	70	3,10
Reid Lista	1x99,55 cm	pz	15	15,52	1,035	104	166	10,13
Tex Mos. 2,5x2,5	29,75x29,75 cm	pz	36	28,69	0,797	9	361	9,40



Wall: Tex Ivory\_Ivory Atomic 29,75x99,55 cm-Geneva Copper Lista Floor: Tex Ivory Pattern Natural 59,55x59,55 cm

# THOR

White Body

Slight Variation

Double Firing

Digital


Pasta Blanca

Ligera Variación

Bicocción


Digital

MATCHING FLOOR TILES IN FLOOR TILE CATALOGUE  
PAVIMENTO COORDINADO EN EL CATÁLOGO FLOOR TILES



Thor Ivory  
25,2x75,9 cm - 9,9"x29,88"

G-541



Thor Pearl  
25,2x75,9 cm - 9,9"x29,88"

G-541



Thor Ivory Model  
25,2x75,9 cm - 9,9"x29,88"

G-551




Thor Pearl Model  
25,2x75,9 cm - 9,9"x29,88"

G-551



Thor Grey  
25,2x75,9 cm - 9,9"x29,88"

G-541



Thor Ornato  
25,2x75,9 cm - 9,9"x29,88"

G-571




Thor Grey Model  
25,2x75,9 cm - 9,9"x29,88"

G-551



Thor Mix Focus  
25,2x75,9 cm - 9,9"x29,88"

G-571



Seki White\_Pearl\_Black Lista  
1,5x75,9 cm

G-301



Alloy Lista  
1,5x75,9 cm

G-201



Finir Gold\_Silver\_Copper Lista  
1x75,9 cm

G-291


## Matching floor tiles | Pavimento coordinado



Thor Ivory / Pearl / Grey Nat.  
59,2x59,2 cm  
31,6x59,2 cm

G-3138  
G-3114

## Matching PVD tiles | PVD coordinado



Polar Gold / Silver / Copper Model  
25,2x75,9 cm  
9,92"x29,88"

G-348

Series	Format&Thickness	Unit	Boxes/Pallet	m <sup>2</sup> /Pallet	m <sup>2</sup> /Box	Pieces/Box	Kg/Pallet	Kg/Box
Thor / Ornato	25,2x75,9x0,97 cm	m <sup>2</sup>	45	60,30	1,34	7	1049	23
Thor Model	25,2x75,9x0,97 cm	m <sup>2</sup>	45	60,30	1,34	7	1049	23
Thor Mix Focus	25,2x75,9x0,97 cm	m <sup>2</sup>	45	60,30	1,34	7	1000	21,89
Seki Lista	1x75,9 cm	pz	40	6,40	0,16	14	150	3,20
Alloy Lista	1x75,9 cm	pz	40	51	1,28	112	439	10,62





Wall: Thor Pearl 25,2x75,9 cm\_Chalkwood Vestige Natural 24,75x99,55 cm Floor: Chalkwood Vestige Natural 24,75x99,55 cm

# TOLSTOI

Slight Variation

Double Firing

Digital

Ligera Variación

Bicocción


Digital



**Marmi Bianco**  
25,1x75,6 cm  
9,9"x29,76"



**Statuario Bianco**  
25,1x75,6 cm  
9,9"x29,76"



**Tolstoi Bianco**  
25,1x75,6 cm  
9,9"x29,76"



**Statuario Gold**  
25,1x75,6 cm  
9,9"x29,76"



**Tolstoi Beige**  
25,1x75,6 cm  
9,9"x29,76"



**Marmi Ivory**  
25,1x75,6 cm  
9,9"x29,76"



**Muse Ivory**  
25,1x75,6 cm  
9,9"x29,76"



**Tolstoi Ivory**  
25,1x75,6 cm  
9,9"x29,76"



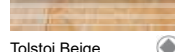
**Tolstoi Beige Cenefa**  
7x25,1 cm




**Tolstoi Beige Lista**  
2x25,1 cm



**Tolstoi Beige Ang. Lista 2x2**  
G-230




**Tolstoi Beige Bordura**  
5x25,1 cm



**Tolstoi Beige Ang. Bord. 3x5**  
G-230



**Tolstoi Beige Zócalo**  
12x25,1 cm



**Emile Beige Moldura**  
4x25,1 cm



**Emile Beige Corona**  
12x25,1 cm



**Emile Beige Cenefa**  
12x25,1 cm



**Emile Beige Zócalo**  
20x25,1 cm



**Tolstoi Beige B-Insert**  
25,1x75,6 cm  
9,9"x29,76"



**Termal Decor A, B, C\*\***  
25,1x75,6 - 9,9"x29,76"



Special Product: Due to hand-manufactured process the caliber and tonality of these borders could vary from one to other. Do not merge pieces from different lots.

Producto Especial: Este material se fabrica artesanalmente, por lo que pueden existir pequeñas variaciones en el calibre o en el tono. No mezclar piezas de diferentes lotes.

\*\* Price per piece. Precio por pieza.



**Tolstoi Marquina Sand**  
25,1x75,6 cm  
9,9"x29,76"



**Tolstoi Marquina Pearl**  
25,1x75,6 cm  
9,9"x29,76"



**Tolstoi Gold**  
25,1x75,6 cm  
9,9"x29,76"



**Tolstoi Silver**  
25,1x75,6 cm  
9,9"x29,76"



**Tolstoi Marquina Sand B-Insert**  
25,1x75,6 cm  
9,9"x29,76"



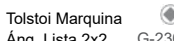
**Tolstoi Marquina Pearl B-Insert**  
25,1x75,6 cm  
9,9"x29,76"



**Tolstoi Marquina Cenefa**  
7x25,1 cm



**Tolstoi Marquina Lista**  
2x25,1 cm



**Tolstoi Marquina Ang. Lista 2x2**



**Tolstoi Marquina Bordura**  
5x25,1 cm



**Tolstoi Marquina Ang. Bord. 3x5**



**Tolstoi Marquina Zócalo**  
12x25,1 cm



**Emile Marquina Moldura**  
4x25,1 cm



**Emile Marquina Corona**  
12x25,1 cm



**Emile Marquina Cenefa**  
12x25,1 cm



**Emile Marquina Zócalo**  
20x25,1 cm

### Matching floor tiles / Pavimento coordinado



**Muse White / Ivory Brillo**  
59,2x59,2 cm - 23,31"x23,31"



**Allegro Bianco**  
59,2x59,2 cm - 23,31"x23,31"

Series	Format&Thickness	Unit	Boxes/Pallet	m <sup>2</sup> /Pallet	m <sup>2</sup> /Box	Pieces/Box	Kg/Pallet	Kg/Box
Tolstoi	25,1x75,6x0,98 cm	m2	45	59,850	1,330	7	1144,040	25,11
Tolstoi Gold/Silver	25,1x75,6x0,98 cm	pz	13	19,734	1,518	8	378,02	28,00
Tolstoi B-Insert	25,1x75,6x0,98 cm	pz	13	19,734	1,518	8	339,02	25,00
Termal Decor	25,1x75,6x0,98 cm	pz	26	34,52	1,328	7	674,5	25,40
Statuario / Muse / Marmi	25,1x75,6x0,98 cm	m2	45	59,850	1,330	7	1144,04	25,11
Emile Moldura	4x25,1 cm	pz	64	12,224	0,191	19	238,576	3,509
Emile Corona	12x25,1 cm	pz	48	14,49	0,301	10	278	5,49
Emile Cenefa	12x25,1 cm	pz	48	14,59	0,304	11	374	7,49
Emile Zócalo	20x25,1 cm	pz	88	26,48	0,301	6	586,17	6,50
Tolstoi Cenefa	7x25,1 cm	pz	64	20,22	0,316	18	366,5	5,51
Tolstoi Lista	2x25,1 cm	pz	64	14,46	0,226	45	366,67	5,50
Tolstoi Bordura	5x25,1 cm	pz	48	15,64	0,326	26	301,9	12,59
Tolstoi Zócalo	12x25,1 cm	pz	24	15,19	0,633	21	316,23	12,59
Tolstoi Ang. Lista	2x2 cm	pz	240	2,40	0,010	25	136,88	0,512
Tolstoi Ang. Bordura	3x5 cm	pz	240	6,48	0,027	18	256,6	1,009

# TREND





Wall: Trend Marfil\_Ambar\_Green\_Bronze\_Gold\_Poeme Marfil\_Art Gold 20x20 cm-Trend Green Moldura-Zócalo Floor: Branch Maple Nat. 15,7x59,2 cm


# TREND

Slight Variation

Double Firing

Ligera Variación

Bicocción



Poeme Marfil  
20x20 cm  
7,9"x7,9"

G-410



Trend Marfil Corner  
2x20 cm

G-130



Trend Titanium Corner  
2x20 cm

G-130



Trend Marfil\*  
20x20 cm  
7,9"x7,9"

G-430



Trend Ambar\*  
20x20 cm  
7,9"x7,9"

G-515



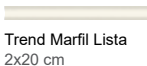
Trend Green\*  
20x20 cm  
7,9"x7,9"

G-515



Trend Titanium\*  
20x20 cm

G-574



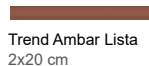
Trend Marfil Lista  
2x20 cm

G-10




Trend Marfil Ang.Lista  
2x2 cm

G-190



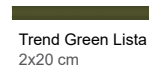
Trend Ambar Lista  
2x20 cm

G-10



Trend Ambar Ang.Lista  
2x2 cm

G-190



Trend Green Lista  
2x20 cm

G-10



Trend Green Ang.Lista  
2x2 cm

G-190



Trend Titanium Lista  
2x20 cm

G-10




Trend Titanium Ang.Lista  
2x2 cm

G-190




\*Side View Lista.  
Perfil Lista.



Trend Marfil Ang.Bordura  
5x3 cm

G-190




Trend Marfil Bordura  
5x20 cm

G-40



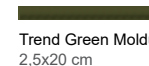
Trend Ambar Moldura  
2,5x20 cm

G-40



Trend Ambar Ang.Bordura  
5x3 cm

G-190



Trend Green Moldura  
2,5x20 cm

G-40




Trend Green Ang.Bordura  
5x3 cm

G-190



Trend Titanium Ang.Bordura  
5x3 cm

G-190



Trend Titanium Bordura  
5x20 cm

G-40



\*Side View Bordura.  
Perfil Bordura.



Trend Cenefa  
10x20 cm

G-220



Trend Marfil Zócalo  
15x20 cm

G-150



Trend Ambar Zócalo  
15x20 cm

G-150



Trend Titanium Zócalo  
15x20 cm

G-150



\*Side View Zócalo.  
Perfil Zócalo.

\* Trend is available in 5 different aleatory reliefs.  
Trend está disponible en 5 relieves diferentes y aleatorios.

Series	Format&Thickness	Unit	Boxes/Pallet	m <sup>2</sup> /Pallet	m <sup>2</sup> /Box	Pieces/Box	Kg/Pallet	Kg/Box
Trend	20x20x0,65 cm	m <sup>2</sup>	100	84,000	0,840	21	1.120	11,061
Trend Gold / Silver	20x20x0,65 cm	pz	75	54,000	0,720	18	764	9,999
Trend Cenefa	10x20 cm	pz	48	24,00	0,560	25	357	6,99
Trend Corner-20	2x20 cm	pz	48	10,37	0,216	54	182	3,51
Trend Lista	2x20 cm	pz	64	15,360	0,240	60	301	4,448
Trend Moldura	2'5x20 cm	pz	64	24,000	0,38	75	367	5,50
Trend Bord	5x20 cm	pz	48	17,280	0,360	36	273	5,40
Art Gold / Silver	20x20x0,65 cm	m <sup>2</sup>	50	42	0,840	21	574	11,30
Art Corner	2x20 cm	pz	64	15,36	0,124	60	253	3,70



Art Gold  
20x20 cm  
7,9"x7,9"



Art Gold Corner  
2x20



Art Silver  
20x20



Art Silver Corner  
2x20



Trend Gold\*  
20x20 cm  
7,9"x7,9"



Trend Silver\*  
20x20 cm  
7,9"x7,9"



Trend Bronze\*  
20x20 cm  
7,9"x7,9"



Trend Gold Lista  
2x20



Trend Gold Ang.Lista  
2x2



Trend Gold Moldura  
2,5x20



Trend Gold Ang.Bordura  
5x3



Trend Gold Bordura  
5x20



Trend Gold Zócalo  
15x20



Trend Silver Lista  
2x20



Trend Silver Ang.Lista  
2x2



Trend Silver Moldura  
2,5x20



Trend Silver Ang.Bordura  
5x3



Trend Silver Bordura  
5x20



Trend Silver Zócalo  
15x20



Trend Bronze Lista  
2x20



Trend Bronze Ang.Lista  
2x2



Trend Bronze Moldura  
2,5x20



Trend Bronze Ang.Bordura  
5x3



Trend Bronze Bordura  
5x20



Trend Bronze Zócalo  
15x20



## Matching floor tiles | Pavimento coordinado



Primary Ivory / Ambar / Green Natural  
29,75x29,75 cm



\*Matching floor tiles. We recommend to lay this product with a 2 mm grout.  
\*Pavimento de igualación. Se recomienda colocar este producto con una junta de separación de 2 mm.

# TRIBAL

White Body

Rectified

Slight Variation

Double Firing

Thickness 0,74 cm


Pasta Blanca

Rectificado

Ligera Variación

Bicocción

Espesor 0,74 cm




Neutral Blanco  
29,75x89,46 cm - 11,71"x35,22"

G-3218



Neutral Visón  
29,75x89,46 cm - 11,71"x35,22"

G-3230



Neutral Beige  
29,75x89,46 cm - 11,71"x35,22"

G-3230



Tribal Visón Grap  
29,75x89,46 cm - 11,71"x35,22"

G-3258



Tribal Beige Grap  
29,75x89,46 cm - 11,71"x35,22"

G-3258



Grap Visón Mosaico 4x4  
25,5x25,5 cm - 10,04"x10,04"

G-3756

Vita Mate Lista  
1,5x89,46 cm - 0,59x35,22"

G-2091

Vita Esmerilado Lista  
1,5x89,46 cm - 0,59x35,22"

G-2091

## Matching floor tiles / Pavimento coordinado



Neutral White / Beige / Visón / Black Natural  
59,55x59,55 cm - 23,45"x23,45"  
29,75x29,75 cm - 11,71"x11,71"

G-3330  
G-3286



Wall: Tribal Visón Grap 29,75x89,46 cm

Series	Format&Thickness	Unit	Boxes/Pallet	m <sup>2</sup> /Pallet	m <sup>2</sup> /Box	Pieces/Box	Kg/Pallet	Kg/Box
Tribal Grap	29,75x89,46x0,74	m2	36	57,492	1,597	6	800	21,58
Neutral	29,75x89,46x0,74	m2	40	63,880	1,597	6	900,000	21,93
Grap Mosaico 4x4	25,5x25,5	m2	36	14,040	0,52	8	261	6,62
Vita Lista	1,5x89,46	pz	36	48,312	1,342	100	380,55	10,18

CONTENT OF RECYCLED MATERIAL  
CONTENIDO DE MATERIAL RECICLADO

64%





Wall: Tribal Beige Grap\_Neutral Beige 29,75x89,46 cm

Floor: Neutral Black Natural 59,55x59,55 cm

# UPTOWN





Wall: Uptown White\_White Toki\_Anthracite\_Anthracite Toki\_Cherry\_Cherry Toki\_Copper\_Copper Toki 7,4x29,75 cm  
Floor: Metallic Green Natural 59,55x59,55 cm

# UPTOWN






Wall: Uptown White\_White Toki\_Gold\_Gold Toki 7,4x29,75 cm

Floor: Metallic Brown Natural 59,55x59,55 cm

# UPTOWN


White Body      Double Firing      Slight Variation      Digital      0,85 cm Thickness  
 Pasta Blanca      Bicocción      Ligera Variación      Digital      0,85 cm Espesor



**Uptown White**  
 7,4x29,75 cm -  
 2,91"x11,71"      G-514




**Uptown Green**  
 7,4x29,75 cm -  
 2,91"x11,71"      G-514



**Uptown Anthracite**  
 7,4x29,75 cm -  
 2,91"x11,71"      G-514



**Uptown White Toki**  
 7,4x29,75 cm -  
 2,91"x11,71"      G-514



**Uptown Green Toki**  
 7,4x29,75 cm -  
 2,91"x11,71"      G-514



**Uptown Anthracite Toki**  
 7,4x29,75 cm -  
 2,91"x11,71"      G-514



**Uptown Gold**  
 7,4x29,75 cm -  
 2,91"x11,71"      G-574



**Uptown Lead**  
 7,4x29,75 cm -  
 2,91"x11,71"      G-574



**Uptown Copper**  
 7,4x29,75 cm -  
 2,91"x11,71"      G-574



**Uptown Cherry**  
 7,4x29,75 cm -  
 2,91"x11,71"      G-574



**Uptown Gold Toki**  
 7,4x29,75 cm -  
 2,91"x11,71"      G-574



**Uptown Lead Toki**  
 7,4x29,75 cm -  
 2,91"x11,71"      G-574



**Uptown Copper Toki**  
 7,4x29,75 cm -  
 2,91"x11,71"      G-574



**Uptown Cherry Toki**  
 7,4x29,75 cm -  
 2,91"x11,71"      G-574

Uptown Toki consists of 9 different aleatory reliefs  
 Uptown Toki se compone de 9 relieves diferentes aleatorios.



Wall: Uptown WhiteToki 7,4x29,75 cm


Series	Format&Thickness	Unit	Boxes/Pallet	m <sup>2</sup> /Pallet	m <sup>2</sup> /Box	Pieces/Box	Kg/Pallet	Kg/Box
Uptown	7,4x29,75x0,85 cm	m <sup>2</sup>	54	54,54	1,01	46	860	15,47
Uptown Toki	7,4x29,75x0,85 cm	m <sup>2</sup>	54	49,7	0,92	42	790	14,14



Wall: Uptown Green\_Green Toki\_Lead\_Lead Toki 7,4x29,75 cm

Floor: Attila Anthracite Natural 99,55x99,55 cm

**Matching floor tiles / Pavimento coordinado**



**Metallic White / Grey Natural**  
 99,55x99,55 cm - 39,19"x39,19" G-3268  
 49,75x99,55 cm - 19,59"x39,19" G-3162  
 59,55x59,55 cm - 23,45"x23,45" G-3146



**Metallic Green / Brown Natural**  
 99,55x99,55 cm - 39,19"x39,19" G-3284  
 49,75x99,55 cm - 19,59"x39,19" G-3186  
 59,55x59,55 cm - 23,45"x23,45" G-3162



**Attila Natural**  
 99,55x99,55 cm - 39,19"x39,19" G-3268  
 49,75x99,55 cm - 19,59"x39,19" G-3162  
 59,55x59,55 cm - 23,45"x23,45" G-3146



**Norway Maple / Oak / Walnut / Ash / Moka Natural**  
 16x99,55 cm - 6,3"x39,19" G-3170

# URBAN

White Body

Double Firing

Moderate Variation

Digital

0,85 cm Thickness

Pasta Blanca

Bicocción

Moderada Variación

Digital

0,85 cm Espesor



Paint White  
7,4x29,75 cm -  
2,91"x11,71" G-510



Urban Art\*  
7,4x29,75 cm -  
2,91"x11,71" G-574



Urban Lifestyle\*\*  
7,4x29,75 cm -  
2,91"x11,71" G-574

\*Urban Art 7,5x30 cm consists of 72 different aleatory patterns |  
\*Urban Art 7,5x30 cm se compone de 72 decoraciones diferentes aleatorias

\*\*Urban Lifestyle 7,5x30 cm consists of 84 different aleatory patterns |  
\*\*Urban Lifestyle 7,5x30 cm se compone de 84 decoraciones diferentes aleatorias

Paint White Lista  
2x29,75 cm -  
0,79"x11,71" G-120

Paint White Torello  
5x29,75 cm -  
1,97"x11,71" G-150

Paint White Bullnose  
5x29,75 cm -  
1,97"x11,71" G-150



Wall: Urban Lifestyle 7,4x29,75 cm

Series	Format&Thickness	Unit	Boxes/Pallet	m <sup>2</sup> /Pallet	m <sup>2</sup> /Box	Pieces/Box	Kg/Pallet	Kg/Box
Paint / Urban	7,4x29,75x0,85 cm	m <sup>2</sup>	54	54,54	1,01	46	860	15,47
Paint Lista	2x29,75 cm	pz	144	15,41	0,107	18	317	2,04
Paint Torello	5x29,75 cm	pz	36	10,26	0,285	19	240	6,03
Paint Bullnose	5x29,75 cm	pz	36	10,26	0,285	19	240	6,03





# VALMONT

Slight Variation

Double firing

Digital

Ligera Variación

Bicocción

Digital

MATCHING FLOOR TILES IN FLOOR TILE CATALOGUE  
PAVIMENTO COORDINADO EN EL CATÁLOGO FLOOR TILES



Valmont Arce  
31,6x59,2 cm - 12,4"x23,3"

G-540



Valmont Haya  
31,6x59,2 cm - 12,4"x23,3"

G-550



Valmont Haya Bridge  
31,6x59,2 cm - 12,4"x23,3"

G-574

Maple lista  
1x59,2 cm

G-230

Oak lista  
1x59,2 cm

G-230

Demeter Lista  
1x59,2 cm

G-130

## Matching floor tiles / Pavimento coordinado



Valmont Haya / Ceniza / Nogat Natural  
15,7x59,2 cm

G-3142



Wall: Valmont Arce\_Haya Bridge 31,6x59,2 cm Floor: Valmont Ceniza Nat. 15,7x59,2 cm

Series	Format&Thickness	Unit	Boxes/Pallet	m <sup>2</sup> /Pallet	m <sup>2</sup> /Box	Pieces/Box	Kg/Pallet	Kg/Box
Valmont	31,6x59,2x1 cm	m2	48	45,12	0,94	5	865	17,73
Valmont Bridge	31,6x59,2x1 cm	m2	48	45,12	0,94	5	880	18,04
Demeter Lista	1X59,2 cm	pz	96	39,74	0,41	70	400	4,02
Oak / Maple Lista	1,5x59,2 cm	pz	96	20,45	0,21	24	416	5,02



Wall:Valmont Arce\_Haya Bridge 31,6x59,2 cm Basin: Solaris Basin

# VANGUARD





Wall: Vanguard Cube 20x20 cm-Metro White\_Black 20x59,2 cm Floor: Vanguard Cube Natural\_Neutral Gris Natural 29,75x29,75 cm

# VANGUARD

Slight Variation

Double firing


Digital

Ligera Variación

Bicocción

Digital

MATCHING FLOOR TILES IN FLOOR TILE CATALOGUE  
PAVIMENTO COORDINADO EN EL CATÁLOGO FLOOR TILES




Art White  
20x20 cm  
7,9"x7,9"



Art Corner  
2x20cm  
G-130



Vanguard Mix  
20x20 cm  
7,9"x7,9"



Pop White  
20x20 cm  
7,9"x7,9"



Pop White Corner  
2x20 cm  
G-130



Pop Black  
20x20 cm  
G-430



Vanguard Plus  
20x20 cm  
7,9"x7,9"




Vanguard System  
20x20 cm  
7,9"x7,9"




Vanguard Cube  
20x20 cm  
7,9"x7,9"



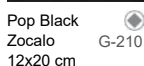
Vanguard Rise  
20x20 cm  
7,9"x7,9"



Pop Black Lista  
2x20 cm  
G-40



Pop Black Lista  
2x20 cm  
G-40




Pop Black  
Zocalo  
12x20 cm  
G-210

## Matching floor tiles / Pavimento coordinado



Vanguard Plus / System / Mix / Cube / Rise Natural\_Neutral Blanco / Negro Natural  
29,75x29,75 cm - 11,71"x11,71"

G-3286



Sincro Blanco / Negro  
31,6x31,6 - 12,44"x12,44"

Series	Format&Thickness	Unit	Boxes/Pallet	m <sup>2</sup> /Pallet	m <sup>2</sup> /Box	Pieces/Box	Kg/Pallet	Kg/Box
Vanguard	20x20x0,85 cm	m <sup>2</sup>	100	100,00	1,00	25,00	1278,5	12,65
Pop / Art	20x20x0,65 cm	m <sup>2</sup>	100	100,00	1,00	25,00	1278,5	12,65
Pop / Art Ang-Lista	2x2 cm	pz	240	2,40	0,010	25,00	136,88	0,512
Pop / Art Bord	5x20 cm	pz	48	15,36	0,320	32,00	326,77	6,516
Pop / Art Zocalo	12x20 cm	pz	75	28,80	0,38	86	719	9,39



Wall: Vanguard System 20x20 cm Floor: Neutral Blanco Natural 29,75x29,75 cm

# VILARO

White Body

Slight Variation

Double Firing

Digital

Pasta Blanca

Ligera Variación

Bicocción

Digital

MATCHING FLOOR TILES IN FLOOR TILE CATALOGUE  
PAVIMENTO COORDINADO EN EL CATÁLOGO FLOOR TILES



Vilaro Carrara  
25,2 x 75,9 cm - 9,88"x29,76"



Vilaro Breccia  
25,2 x 75,9 cm - 9,88"x29,76"



Vilaro Carrara Leaf  
25,2 x 75,9 cm - 9,88"x29,76"



Vilaro Breccia Leaf  
25,2 x 75,9 cm - 9,88"x29,76"



Vilaro Pulpis  
25,2 x 75,9 cm - 9,88"x29,76"



Vilaro Ornato  
25,2 x 75,9 cm - 9,88"x29,76"



Vilaro Pulpis Leaf  
25,2 x 75,9 cm - 9,88"x29,76"



Alloy Lista  
1,5 x 75,9 cm



Finir Gold\_Silver\_Copper Lista  
1 x 75,9 cm



Leaf Gold Lista  
2,3 x 75,9 cm



Leaf Silver Lista  
2,3 x 75,9 cm




## Matching floor tiles / Pavimento coordinado



Vilaro Carrara / Breccia / Pulpis Natural  
31,6x59,2 cm - 12,44"x23,31"



## Matching PVD tiles / PVD coordinado



Polar Gold\_Silver Leaf  
25,2x75,9 cm - 9,92"x29,88"



Polar Copper Leaf  
25,2x75,9 cm - 9,92"x29,88"



Series	Format&Thickness	Unit	Boxes/Pallet	m <sup>2</sup> /Pallet	m <sup>2</sup> /Box	Pieces/Box	Kg/Pallet	Kg/Box
Vilaro	25,2x75,9x0,97 cm	m <sup>2</sup>	45	60,30	1,34	7	1049	24,76
Vilaro Leaf	25,2x75,9x0,97 cm	m <sup>2</sup>	45	60,30	1,34	7	999	24,76
Vilaro Ornato	25,2x75,9x0,97 cm	m <sup>2</sup>	45	60,30	1,34	7	1050	24,76
Polar Gold/Silver/Copper Leaf	25,2x75,9x0,97 cm	pz	13	12,41	1,34	7	322	23,70
Leaf Gold/Silver Lista	2,3x75,9 cm	pz	40	9,76	0,24	14	219	5,12
Alloy Lista	1,5x75,9 cm	pz	40	51	1,28	112	439	10,62
Finir Lista	1x75,9 cm	pz	40	8,16	0,20	27	190	4,41



# WIND

Slight Variation

Double Firing

Digital

Ligera Variación

Bicocción

Digital



Wind Ivory  
31,6x59,2 cm - 12,4"x23,3"

G-550



Wind Beige  
31,6x59,2 cm - 12,4"x23,3"

G-550



Wolf Cenefa  
6x31,6 cm G-290



Wolf Moldura  
3x31,6 cm G-240



Special product: Due to hand-manufactured process the caliber and tonality of these borders could vary from one to other. Clean only using neutral PH products. Do not merge pieces from different lots.

Producto especial: Este material se fabrica artesanalmente, por lo que pueden existir pequeñas variaciones en el calibre o en el tono. Usar para la limpieza únicamente productos con PH neutro. No mezclar piezas de diferentes lotes.



Wind Ivory Acoustic  
31,6x59,2 cm - 12,4"x23,3"

G-550



Wind Beige Acoustic  
31,6x59,2 cm - 12,4"x23,3"

G-550



Wind Moldura  
3x59,2 cm

G-266



Niebla Hielo Lista  
1,5x59,2 cm

G-290



Demeter Lista  
1,5x59,2 cm

G-130



Niebla Negro Lista  
1,5x59,2 cm

G-290



Natural Stone: Due to hand-manufactured process the caliber, tonality and texture of these borders could vary from one to other. Clean only using neutral PH products.

Piedra Natural: Este material se fabrica artesanalmente, por lo que pueden existir variaciones en las vetas, calibre o tono. Usar para la limpieza únicamente productos con PH neutro.

## Matching floor tiles / Pavimento coordinado



Tide Ivory / Beige PEI-IV  
42,6x42,6 cm

G-890

Series	Format&Thickness	Unit	Boxes/Pallet	m <sup>2</sup> /Pallet	m <sup>2</sup> /Box	Pieces/Box	Kg/Pallet	Kg/Box
Wind / Wind Acoustic	31,6x59,2x1 cm	m <sup>2</sup>	48	45,12	0,94	5	865	17,73
Wind Moldura	3x59,2 cm	pz	48	8,54	0,18	10	439,22	8,86
Wolf Cenefa	6x31,6 cm	pz	36	19,12	0,53	28	445,89	12
Wolf Moldura	3x31,6 cm	pz	36	16,02	0,44	48	337,75	9
Niebla Lista	1,5x59,2 cm	pz	96	10,27	0,10	10	228	2,22
Demeter Lista	1x59,2 cm	pz	96	39,74	0,41	70	400	4,02

# VICTORIAN





Wall: Victorian White\_White Nova\_Gold Nova 44,63x119,3 cm-Luxor Ilusion White Pulido Mos. 5x5-Attila Grey Natural 99,55x99,55 cm  
Floor: Attila Grey Natural 99,55x99,55 cm-Luxor Ilusion White Pulido Mos. 5x5

# VICTORIAN

White Body

Rectified

Double Firing

Slight Variation

Digital

0,78 cm Thickness

Pasta Blanca


Rectificado

Bicocción

Ligera Variación


Digital

0,78 cm Espesor



Victorian White  
44,63x119,3 cm - 17,57"x46,97"

G-3234



Victorian White  
Mosaico 2,5x2,5  
29,75x29,75 cm -  
11,71"x11,71"

G-3756



Victorian White Nova  
44,63x119,3 cm - 17,57"x46,97"

G-3264



Victorian Yellow Nova  
44,63x119,3 cm - 17,57"x46,97"

G-3264



\*Side View Corner/  
Perfil Corner

Victorian Corner 45  
1,5x44,63 cm -  
0,59"x17,57"

G-2115



Victorian Green Nova  
44,63x119,3 cm - 17,57"x46,97"

G-3264

Victorian Corner is available in all colours of collection  
Victorian Corner está disponible en todos los colores de la colección

CONTENT OF RECYCLED MATERIAL  
CONTENIDO DE MATERIAL RECICLADO

60%

Series	Format&Thickness	Unit	Boxes/Pallet	m <sup>2</sup> /Pallet	m <sup>2</sup> /Box	Pieces/Box	Kg/Pallet	Kg/Box
Victorian	44,63x119,3x0,78 cm	m <sup>2</sup>	24	51,11	2,13	4	800	31,48
Victorian Nova	44,63x119,3x0,78 cm	m <sup>2</sup>	24	38,33	1,60	3	650	26,48
Victorian Mosaico	29,75x29,75 cm	m <sup>2</sup>	36	28,7	0,8	9	400	10,2
Victorian Corner	1,5x44,63 cm	pz	36	2,412	0,067	10	91	1,9
Altair Lista	1x119,3 cm	pz	15	5,37	0,358	30	106	5,50
Strato Lista	1x119,3 cm	pz	15	18,615	1,241	104	203	12,00
Eclectic	20,2x25 cm	pz	32	9,69	0,303	6	193	5,302



Victorian Gold Nova  
44,63x119,3 cm - 17,57"x46,97"

G-3298



Victorian Silver Nova  
44,63x119,3 cm - 17,57"x46,97"

G-3298



Victorian Cherry Nova  
44,63x119,3 cm - 17,57"x46,97"

G-3298



Altair Gold - Silver Lista  
1x119,3 cm - 0,39"x46,97"

G-2131



Strato Plata Mate Lista  
1x119,3 cm - 0,39"x46,97"

G-2087



Eclectic Gold  
20,2x25 cm - 7,95"x9,84"


G-2303



Eclectic Silver  
20,2x25 cm - 7,95"x9,84"

G-2303

### Matching floor tiles / Pavimento coordinado



Metallic White / Grey Natural

99,55x99,55 cm - 39,19"x39,19"

G-3268

49,75x99,55 cm - 19,59"x39,19"

G-3162

59,55x59,55 cm - 23,45"x23,45"

G-3146



Metallic Green / Brown Natural

99,55x99,55 cm - 39,19"x39,19"

G-3284

49,75x99,55 cm - 19,59"x39,19"

G-3186

59,55x59,55 cm - 23,45"x23,45"

G-3162



Attila Natural

99,55x99,55 cm - 39,19"x39,19"

G-3268

49,75x99,55 cm - 19,59"x39,19"

G-3162

59,55x59,55 cm - 23,45"x23,45"

G-3146



Norway Natural


16x99,55 cm - 6,3"x39,19"

G-3170


# WHITES

## Uniform Appearance


### Aspecto Uniforme




Pop White  
20x20 cm - 7,9"x7,9" G-410




Art White  
20x20 cm - 7,9"x7,9" G-410




Summer Blanco  
20x40 cm - 7,9"x15,75" G-450




Holiday Blanco  
20x40 cm - 7,9"x15,75" G-420




Valira Blanco  
20x59,2 cm - 7,9"x23,3" G-490




Arinsal Blanco  
20x59,2 cm - 7,9"x23,3" G-490




Stripes Blanco  
20x59,2 cm - 7,9"x23,3" G-490




Crayon White  
20,2x59,5 cm - 7,95"x23,44" G-511




Solid Blanco  
25,1x75,6 cm - 9,9"x29,76" G-540




Zero Blanco  
25,1x75,6 cm - 9,9"x29,76" G-540



Polar Blanco  
25,2x75,9 cm - 9,9"x29,88" G-541

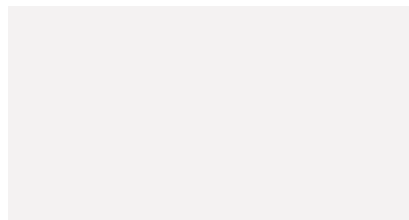


Architrave White  
29,75x59,55 cm - 17,57"x23,45" G-3140

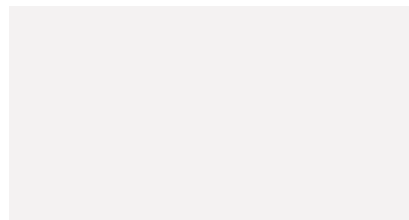


Arctic White  
29,75x59,55 cm - 17,57"x23,45" G-3140


Series	Format&Thickness	Unit	Boxes/Pallet	m <sup>2</sup> /Pallet	m <sup>2</sup> /Box	Pieces/Box	Kg/Pallet	Kg/Box
Markham / Montblanc	44,63x119,3x0,78 cm	m <sup>2</sup>	24	51,11	2,13	4	800	31,48
Glimpse / Glacier	29,75x99,5x0,74 cm	m <sup>2</sup>	44	783	1,78	6	1100	24,61
Silken / Shine	31,6x59,2x1 cm	m <sup>2</sup>	44	52,80	1,20	4	1117	25,06
Neutral / Nordic	29,75x89,46x0,74 cm	m <sup>2</sup>	40	63,880	1,597	6	900	23,32
Cerler / Baqueira	31,6x59,2x1 cm	m <sup>2</sup>	48	45,12	0,94	5	866	17,75
Architrave / Artic	29,75x59,55x0,74 cm	m <sup>2</sup>	40	49,60	1,240	7	730	10,04
Solid / Zero	25,1x75,6 cm	m <sup>2</sup>	45	59,85	1,33	7	1148	25,11
Polar	25,2x75,9x0,97	m <sup>2</sup>	45	60,30	1,34	7	1049	23,05
Stripes / Crayon / Valira / Arinsal	20x59,2x0,95 cm	m <sup>2</sup>	64	68,48	1,07	9	1269	19,61
Summer / Holiday	20x40x0,85 cm	m <sup>2</sup>	64	61,44	0,96	12	1003	15,45
Art / Pop	20x20 cm	m <sup>2</sup>	100	100	1	25	1278	12,65




Cerler Blanco  
31,6x59,2 cm - 12,4"x23,3"



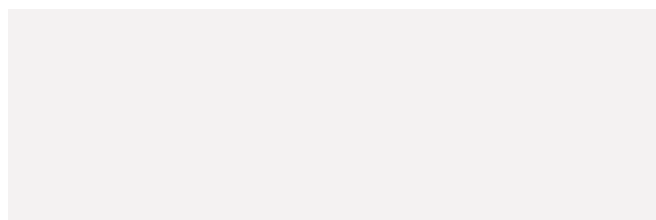
Baqueira  
31,6x59,2 cm - 12,4"x23,3"



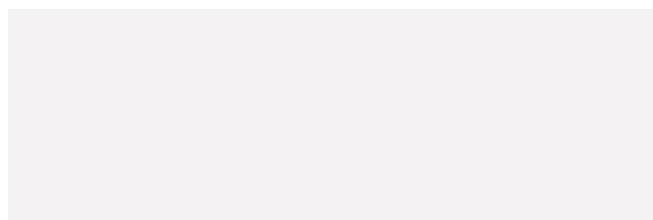
Neutral Blanco  
29,75x89,46 cm - 11,71"x35,22"




Nordic Blanco  
29,75x89,46 cm - 11,71"x35,22"




Silken White  
31,6x95,3 cm - 12,44"x37,52"




Shine White  
31,6x95,3 cm - 12,44"x37,52"




Glimpse White  
29,75x99,55 cm - 11,71"x39,19"



Glaciar White  
29,75x99,55 cm - 11,71"x39,19"



Markham White  
44,63x119,3 cm - 17,57"x46,97"



Montblanc White  
44,63x119,3 cm - 17,57"x46,97"



# ZENITH

Slight Variation

Double Firing

Ligera Variación


Bicocción

MATCHING FLOOR TILES IN FLOOR TILE CATALOGUE  
PAVIMENTO COORDINADO EN EL CATÁLOGO FLOOR TILES



Zenith Ivory  
25,1x75,6 cm - 9,9"x29,76"

G-540



Zenith Ivory  
Mosaico 2,5x2,5  
29,75x29,75 cm -  
11,71"x11,71"

G-618




Zenith Beige  
25,1x75,6 cm - 9,9"x29,76"

G-540




Zenith Beige Check  
25,1x75,6 cm - 9,9"x29,76"

G-550



Zenith Beige  
Mosaico 2,5x2,5  
29,75x29,75 cm - 11,71"x11,71"

G-618




Zenith Grey  
25,1x75,6 cm - 9,9"x29,76"

G-540



Zenith Grey Check  
25,1x75,6 cm - 9,9"x29,76"

G-550



Zenith Grey  
Mosaico 2,5x2,5  
29,75x29,75 cm - 11,71"x11,71"

G-618



Fruit Decor A-B  
25,1x75,6 cm - 9,9"x29,76"

G-356



Rubic Ivory Mos. 5x5  
25x25

G-350



Rubic Grey Mos. 5x5  
25x25

G-350



Natural Stone: Due to hand-manufactured process the caliber, tonality and texture of these borders could vary from one to other. Clean only using neutral PH products. Do not mix pieces from different lots.


Piedra Natural: Este material se fabrica artesanalmente, por lo que pueden existir variaciones en las vetas, calibre o tono. Usar para su limpieza únicamente productos con PH neutro. No mezclar piezas de diferentes lotes.



Fruit Decor A-B  
25,1x75,6 cm - 9,9"x29,76"

G-356

## Matching floor tiles / Pavimento coordinado



Zenith Ivory / Beige / Grey Natural  
59,55x59,55 cm - 23,45"x23,45"

G-3132

## Matching PVD tiles / PVD coordinado



Solid Gold\_Silver Check  
25,1x75,6 cm - 9,88"x29,76"

G-357



Central Gold Lista  
1,5x75,6 cm

G-310



Central Silver Lista  
1,5x75,6 cm

G-310



Rubic Ivory Cf.  
25x25

G-250



Rubic Grey Cf.  
5x25

G-250



Check Silver Lista  
6x25,1 cm

G-320



Check Gold Lista  
6x25,1 cm

G-320

Series	Format&Thickness	Unit	Boxes/Pallet	m <sup>2</sup> /Pallet	m <sup>2</sup> /Box	Pieces/Box	Kg/Pallet	Kg/Box
Zenith	25'1x75'6x1 cm	m <sup>2</sup>	45	59,850	1,330	7	1099	24,11
Zenith Check	25'1x75'6x1 cm	m <sup>2</sup>	45	59,850	1,330	7	1019	23,25
Zenith Mosaico 2,5x2,5	29'75x29'75 cm	m <sup>2</sup>	36	22,32	0,62	7	374	9,99
Fruit Decor A, B	25'1x75'6 cm	pz	26	34,580	1,330	7	654	25,17
Rubic Mos. 5x5	25x25 cm	pz	36	13,50	0,38	6	482	13,02
Rubic Cenefa	5x25 cm	pz	64	9,60	0,15	12	347	5,198
Check Lista	6x3'16 cm	pz	64	9,66	0,15	10	219	3,198
Solid Gold/Silver Check	25'1x75'6x1 cm	pz	13	17,26	1,32	7	319	23,498
Central Lista	1,5x75,6 cm	pz	40	6,360	0,159	14	150	3,41




# ZERO - ACCES

Uniform Appearance

Double Firing


Aspecto Uniforme

Bicocción



Zero Blanco  
25,1x75,6 cm - 9,9"x29,76"

G-540



Acces Black  
25,1x75,6 cm - 9,9"x29,76"

G-550



Acces Corner-25\*  
2x25,1 cm

G-130

\*available in all colours of collection.  
\*disponibles en todos los colores de la colección




Zero Red  
25,1x75,6 cm - 9,9"x29,76"

G-595




Zero Blue  
25,1x75,6 cm - 9,9"x29,76"

G-550




Acces Gold Sysmic  
25,1x75,6 cm - 9,9"x29,76"

G-357



Acces Black Mosaico  
Decor 2,5x2,5  
29,75x29,75 cm

G-619



Acces Lime Mosaico  
Decor 2,5x2,5  
29,75x29,75 cm

G-619




Sysmic Gold Lista  
2,3x75,6 cm - 0,90"x29,76"

G-320




Acces Silver Sysmic  
25,1x75,6 cm - 9,9"x29,76"

G-357



Acces Red Mosaico  
Decor 2,5x2,5  
29,75x29,75 cm

G-619



Acces Blue Mosaico  
Decor 2,5x2,5  
29,75x29,75 cm

G-619



Sysmic Silver Lista  
2,3x75,6 cm - 0,90"x29,76"

G-320

## Matching floor tiles / Pavimento coordinado



Primary White / Blue / Lime / Red / black Natural  
29,75x29,75 cm - 11,71"x11,71"

G-3142

\* Matching floor tiles. We recommend to lay this product with a 2 mm grout.

Pavimento de igualación. Se recomienda colocar este producto con una junta de separación de 2 mm.

Series	Format&Thickness	Unit	Boxes/Pallet	m <sup>2</sup> /Pallet	m <sup>2</sup> /Box	Pieces/Box	Kg/Pallet	Kg/Box
Acces - Zero	25,1x75,6x1 cm	m <sup>2</sup>	45	59,850	1,330	7	1,144	25,11
Acces Corner	2x25,1	pz	48	11,57	0,241	48	215	3,95
Acces Decor Mos. 2,5x2,5	29,75x29,75 cm	m <sup>2</sup>	36	22,82	0,62	7	374	10,005
Acces Gold/Silver Sysmic	25,1x75,6x1 cm	pz	13	19,734	1,518	8	369	29,07
Primary Natural	29,75x29,75x1 cm	m <sup>2</sup>	72	50,112	0,696	8	1,124	15,42

# PVD COLLECTIONS | COLECCIONES PVD


29,75X59,55 CM - 17,57"X35,22"

ARCHITRAVE | ARTIC



31,6X95,3 CM - 12,44"X37,52"

SILKEN | SHINE




25,1X75,6 CM - 9,9"X29,76"

SOLID




25,2X75,9 CM - 17,57"X29,88"

POLAR | PYRUS



Polar Gold Model



Polar Silver Model



Polar Copper Model



Polar Gold Tuck




Polar Silver Tuck



Polar Copper Tuck




Polar Gold Leaf




Polar Silver Leaf




Polar Copper Leaf




Pyrus Gold Frame



Pyrus Silver Frame



Pyrus Gold Lux




Pyrus Silver Lux







Wall: Neutral Gold Soho 29,75x89,46 cm\_Omega Gold 89,46x89,46cm Floor: Vilaro Breccia 31,6x59,2 cm




29,75X89,46 CM - 17,71"X35,22"


NEUTRAL | NORDIC







Neutral Gold Rigato    G-2465




Neutral Silver Rigato    G-2465




Neutral Copper Rigato    G-2465






Neutral Gold Mud    G-2465






Neutral Silver Mud    G-2465






Neutral Copper Mud    G-2465






Neutral Gold Rhombus    G-2465







Neutral Silver Rhombus    G-2465






Neutral Copper Rhombus    G-2465



Neutral Gold Curve    G-2465






Neutral Silver Curve    G-2465



Neutral Copper Curve    G-2465




Nordic Gold Capture    G-2465




Nordic Silver Capture    G-2465



Nordic Copper Capture    G-2465






Nordic Gold Arm    G-2465





Nordic Silver Arm    G-2465



Nordic Copper Arm    G-2465







Neutral Gold Effect    G-2465






Neutral Silver Effect    G-2465






Nordic Gold Effect    G-2465







Nordic Silver Effect    G-2465







Neutral Gold Guiza    G-2465







Neutral Silver Guiza    G-2465



Nordic Gold Guiza    G-2465



Nordic Silver Guiza    G-2465



Neutral Gold Five    G-2465



Neutral Silver Five    G-2465




Nordic Gold Shell    G-2465



Nordic Silver Shell    G-2465



Neutral Gold Noise    G-2465



Neutral Silver Noise    G-2465



Neutral Gold Soho    G-2465



Neutral Silver Soho    G-2465

29,75X99,55 CM - 11,71"X39,19"

GLIMPSE | GLACIAR



Glimpse Gold Beat



Glimpse Silver Beat



Glimpse Gold Crette




Glimpse Silver Crette



Glimpse Gold Groove



Glimpse Silver Groove




Glimpse Gold Mexuar



Glimpse Silver Mexuar




Glimpse Gold Atomic




Glimpse Silver Atomic



Glacier Gold Atomic



Glacier Silver Atomic



Glimpse Gold Wave




Glimpse Silver Wave




Glacier Gold Wave




Glacier Silver Wave




Glimpse Gold Gilt



Glimpse Silver Gilt



Glacier Gold Gilt




Glacier Silver Gilt



Glimpse Gold Box



Glimpse Silver Box



Glacier Gold Box



Glacier Silver Box



Glimpse Gold Arc



Glimpse Silver Arc



Glacier Gold Arc



Glacier Silver Arc






44,63X119,3 CM - 17,57"X46,97"

MARKHAM | MONTBLANC



Montblanc Gold Nova    G-2655




Montblanc Silver Nova    G-2655



Montblanc Gold Diva    G-2655




Montblanc Silver Diva    G-2655





Markham Gold Shade    G-2655



Markham Silver Shade    G-2655




Montblanc Gold Shade    G-2655






Montblanc Silver Shade    G-2655




Markham Gold Surf    G-2655






Markham Silver Surf    G-2655



Montblanc Gold Surf    G-2655






Montblanc Silver Surf    G-2655



Markham Gold Fizz    G-2655







Markham Silver Fizz    G-2655




Montblanc Gold Fizz    G-2655





Montblanc Silver Fizz    G-2655







Markham Gold Square    G-2655



Markham Silver Square    G-2655



Montblanc Gold Square    G-2655






Montblanc Silver Square    G-2655



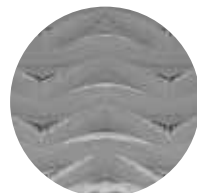
Markham Gold Forbo    G-2655




Markham Silver Forbo    G-2655




Montblanc Gold Forbo    G-2655






Montblanc Silver Forbo    G-2655




Markham Gold Teide    G-2655






Markham Silver Teide    G-2655



Montblanc Gold Teide    G-2655



Montblanc Silver Teide    G-2655



# MOSAICS & BATH SET | MOSAICOS & EQUIPAMIENTO DE BAÑO

## INDEX | ÍNDICE

CERAMIC MOSAICS   MOSAICOS CERÁMICOS	322
GLASS MOSAICS   MOSAICOS DE CRISTAL	322
METAL MOSAICS   MOSAICOS DE METAL	323
NATURAL STONE MOSAICS   MOSAICOS DE PIEDRA NATURAL	325
BASINS   LAVABOS	326
BATHTUBS   BAÑERAS	327
SHOWER TRAYS   PLATOS DE DUCHA	327

# CERAMIC MOSAICS | MOSAICOS CERÁMICOS



Royal White G-3722  
27,8x25 cm aprox. - 10,94"x9,84" aprox.




Royal Black G-3722  
27,8x25 cm aprox. - 10,94"x9,84" aprox.

\* Recommended only for wall use / Recomendado únicamente para revestimiento.


# GLASS MOSAICS | MOSAICOS DE CRISTAL



Center White G-3961  
30x30 cm aprox. - 11,71"x11,71" aprox.



Center Multicolor G-3961  
30x30 cm aprox. - 11,71"x11,71" aprox.




Center Black G-3961  
30x30 cm aprox. - 11,71"x11,71" aprox.




Daily Aqua G-3786  
31x31 cm aprox. - 12,20"x12,20" aprox.



Daily Graphite G-3786  
31x31 cm aprox. - 12,20"x12,20" aprox.




Daily Multicolor G-3786  
31x31 cm aprox. - 12,20"x12,20" aprox.



Doce Ice G-3914  
31x31 cm aprox. - 12,20"x12,20" aprox.



Skin Nacar G-3958  
31,8x31,8 cm aprox. - 12,52"x12,52" aprox.



Skin Grey G-3958  
31,8x31,8 cm aprox. - 12,52"x12,52" aprox.





Eliptic Black G-3722  
28x29 cm aprox. - 11,02"x11,42" aprox.



Ozono Oval White G-3680  
30,5x30,5 cm aprox. - 12,00"x12,00" aprox.



Ozono Oval Black G-3680  
30,5x30,5 cm aprox. - 12,00"x12,00" aprox.



Ozono Square Black G-3722  
32,7x32,7 cm aprox. - 12,87"x12,87" aprox.




Ozono Square Black Cenefa G-2053  
2,7x32,70 cm aprox. - 1,06"x12,87" aprox.


## METAL MOSAICS | MOSAICOS DE METAL




Eiffel Inox G-3961  
31x23,4 cm aprox. - 12,20"x9,21" aprox.



Nitro Inox G-3958  
29x31,6 cm aprox. - 11,42"x12,44" aprox.



Rem Ice G-3960  
28,8x29,8 cm aprox. - 11,34"x11,73" aprox.



Tram Copper G-3988  
30,5x30,5 cm aprox. - 12,00"x12,00" aprox.



Nitro Inox Cenefa G-2100  
4x31,6 cm aprox. - 1,57"x12,44" aprox.

Series	Format	Thickness	Boxes/Pallet	Pieces/Box	Kg/Piece
Center Black	30x30 cm aprox.	± 0,8 cm aprox.	72	10	0,95
Center Multicolor	30x30 cm aprox.	± 0,8 cm aprox.	72	10	0,95
Center White	30x30 cm aprox.	± 0,8 cm aprox.	72	10	0,95
Daily Aqua	31x31 cm aprox.	± 0,8 cm aprox.	72	10	1,68
Daily Brown	31x31 cm aprox.	± 0,8 cm aprox.	72	10	1,68
Daily Graphite	31x31 cm aprox.	± 0,8 cm aprox.	72	10	1,68
Daily Multicolor	31x31 cm aprox.	± 0,8 cm aprox.	72	10	1,68
Doce Ice	31x31 cm aprox.	± 0,8 cm aprox.	72	10	1,68
Eliptic Black	28x29 cm aprox.	± 0,8 cm aprox.	72	11	1,36
Ozono Oval Black	30,5x30,5 cm aprox.	± 1 cm aprox.	72	10	1,28
Ozono Oval White	30,5x30,5 cm aprox.	± 1 cm aprox.	72	10	1,28
Ozono Square Black	32,7x32,7 cm aprox.	± 1,2 cm aprox.	72	7	2,66
Ozono Square Black Cenefa	2,7x32,7 cm aprox.	± 1,2 cm aprox.	52	40	0,22
Royal White	27,8x25 cm aprox.	± 0,8 cm aprox.	72	10	0,86
Royal Black	27,8x25 cm aprox.	± 0,8 cm aprox.	72	10	0,86
Skin Grey	31,8x31,8 cm aprox.	± 0,25 cm aprox.	72	20	0,46
Skin Nacar	31,8x31,8 cm aprox.	± 0,25 cm aprox.	72	20	0,46
Eiffel Inox	31x23,4 cm aprox.	± 0,8 cm aprox.	72	10	1,08
Nitro Inox	30x30 cm aprox.	± 0,8 cm aprox.	81	11	1,06
Nitro Inox Cenefa	4x30 cm aprox.	± 0,8 cm aprox.	52	48	0,14
Rem Ice	28,8x29,8 cm aprox.	± 0,8 cm aprox.	64	11	1,22
Tram Copper	30,5x30,5 cm aprox.	± 0,8 cm aprox.	72	10	1,54

# NATURAL STONE MOSAICS | MOSAICOS DE PIEDRA NATURAL



Astro Grey G-3944  
30x30 cm aprox. - 11,71"x11,71" aprox.



Astro Black G-3944  
30x30 cm aprox. - 11,71"x11,71" aprox.



Astro Yellow G-3944  
30x30 cm aprox. - 11,71"x11,71" aprox.



Cassini Grey G-3964  
30x30 cm aprox. - 11,71"x11,71" aprox.



Faun White G-3590  
30x30 cm aprox. - 11,81"x11,81" aprox.



Faun Black G-3590  
30x30 cm aprox. - 11,81"x11,81" aprox.



Faun Rosso G-3638  
30x30 cm aprox. - 11,81"x11,81" aprox.



Faun Ivory G-3590  
30x30 cm aprox. - 11,81"x11,81" aprox.



Motion Brown G-3590  
30,5x30,5 cm aprox. - 12,00"x12,00" aprox.



Motion Yellow G-3590  
30,5x30,5 cm aprox. - 12,00"x12,00" aprox.



Motion Grey G-3590  
30,5x30,5 cm aprox. - 12,00"x12,00" aprox.



Motion Small White G-3680  
30,5x30,5 cm aprox. - 12,00"x12,00" aprox.

↑ irregular size



Motion Multicolor G-3590  
30,5x30,5 cm aprox. - 12,00"x12,00" aprox.



Motion Small Multicolor G-3680  
30,5x30,5 cm aprox. - 12,00"x12,00" aprox.



Motion Small Grey G-3680  
30,5x30,5 cm aprox. - 12,00"x12,00" aprox.



Motion White G-3590  
30,5x30,5 cm aprox. - 12,00"x12,00" aprox.


↑ irregular size



Motion Side Brown G-3680  
30,5x30,5 cm aprox. - 12,00"x12,00" aprox.



Motion Side Yellow G-3680  
30,5x30,5 cm aprox. - 12,00"x12,00" aprox.



Context Yellow G-3700  
30,5x30,5 cm aprox. - 12,00"x12,00" aprox.



Roll White G-3944  
30,5x30,5 cm aprox. - 12,2"x12,2" aprox.




Pole Mix G-3914  
31x31 cm aprox. - 12,20"x12,20" aprox.




Radical Black G-3892  
30x30 cm aprox. - 11,71"x11,71" aprox.



Radical Grey G-3892  
30x30 cm aprox. - 11,71"x11,71" aprox.



Roll Vison G-3944  
30,5x30,5 cm aprox. - 12,2"x12,2" aprox.



Context Black G-3700  
30,5x30,5 cm aprox. - 12,00"x12,00" aprox.

Radical Black Cenefa G-2100  
4,5x30 cm aprox. - 1,77"x11,71" aprox.

Radical Grey Cenefa G-2100  
4,5x30 cm aprox. - 1,77"x11,71" aprox.



Wall: Radical Grey 30x30cm

Series	Format	Thickness	Boxes/Pallet	Pieces/Box	Kg/Piece
Astro Yellow	30x30 cm aprox.	± 0,7 cm aprox.	81	11	1,62
Astro Grey	30x30 cm aprox.	± 0,7 cm aprox.	81	11	1,62
Astro Black	30x30 cm aprox.	± 0,7 cm aprox.	81	11	1,62
Cassini Grey	30x30 cm aprox.	± 0,7 cm aprox.	81	11	1,62
Context Yellow	30,5x30,5 cm aprox.	± 0,8 cm aprox.	81	11	1,54
Context Black	30,5x30,5 cm aprox.	± 0,8 cm aprox.	81	11	1,54
Faun White	30x30 cm aprox.	± 0,7 cm aprox.	54	15	1,34
Faun Ivory	30x30 cm aprox.	± 0,7 cm aprox.	54	15	1,34
Faun Rosso	30x30 cm aprox.	± 0,7 cm aprox.	54	15	1,34
Faun Black	30x30 cm aprox.	± 0,7 cm aprox.	54	15	1,62
Motion White	30,5x30,5 cm aprox.	± 1 - 2,2 cm aprox.	81	6	3,12
Motion Yellow	30,5x30,5 cm aprox.	± 0,8 - 1,5 cm aprox.	54	7	1,8
Motion Brown	30,5x30,5 cm aprox.	± 1 - 2,2 cm aprox.	54	7	2,2
Motion Multicolor	30,5x30,5 cm aprox.	± 0,8 - 1,5 cm aprox.	54	7	1,83
Motion Grey	30,5x30,5 cm aprox.	± 1 - 2,2 cm aprox.	81	6	3,00
Motion Black	30,5x30,5 cm aprox.	± 1 - 2,2 cm aprox.	81	6	3,00
Motion Side Yellow	30,5x30,5 cm aprox.	± 1,8 - 3 cm aprox.	54	4	3,00
Motion Side Brown	30,5x30,5 cm aprox.	± 1,8 - 3 cm aprox.	54	4	3,00
Motion Small White	30,5x30,5 cm aprox.	± 0,4 - 1,5 cm aprox.	54	8	1,25
Motion Small Grey	30,5x30,5 cm aprox.	± 0,4 - 1,5 cm aprox.	54	8	1,25
Motion Small Multicolor	30,5x30,5 cm aprox.	± 0,4 - 1,5 cm aprox.	54	8	1,25
Pole Mix	31x31 cm aprox.	± 0,7 - 1,4 cm aprox.	81	10	1,62
Radical Grey	30x30 cm aprox.	± 0,8 cm aprox.	54	15	1,21
Radical Grey Cenefa	4,5x30 cm aprox.	± 0,8 cm aprox.	52	45	0,18
Radical Black	30x30 cm aprox.	± 0,8 cm aprox.	54	15	1,21
Radical Black Cenefa	4,5x30 cm aprox.	± 0,8 cm aprox.	52	45	0,18
Roll Vison	30,5x30,5 cm aprox.	± 1,7 cm aprox.	72	5	3,25
Roll White	30,5x30,5 cm aprox.	± 1,7 cm aprox.	72	5	3,25

# BASINS | LAVABOS



Topic Carrara

G-2885



Glory Ivory

G-2885



Bowl Carrara

G-2845



Bowl Crema Marfil

G-2867



Concept

G-2911



Bowl Onix

G-2933



Bowl Iris

G-2901



Bowl Crema Moka

G-2867



Bowl Emperador

G-2845



Four Negro Marquina

G-2845



Born

G-2911



Chic

G-2943



Thai Negro

G-2911

Name / Nombre	Sink Size / Tamaño	Gross Weight /Peso Bruto
Anima Bianco	180x90x60 cm	915 kg
Anima Ivory	180x90x60 cm	922 kg
Anima Marquina	180x90x60 cm	885 kg
Born	55x38x15 cm	24 kg
Bowl Carrara	42x14 cm	14 kg
Bowl Crema Marfil	42x14 cm	14 kg
Bowl Crema Moka	42x14 cm	13 kg
Bowl Emperador	42x14 cm	14 kg
Bowl Iris	42x14 cm	14 kg
Bowl Negro Marquina	42x14 cm	14 kg
Bowl Onix	42x14 cm	14 kg
Chic	60x45x14 cm	73 kg
Concept	50x50x10 cm	38 kg
Enjoy Bianco	90x90x6 cm	92,5 kg
Enjoy Ivory	90x90x6 cm	92,5 kg
Enjoy Marquina	90x90x6 cm	92,5 kg
Four Carrara	42x14 cm	11 kg
Four Negro Marquina	42x14 cm	11,5 kg
Glory Ivory	42x14 cm	20 kg
Solaris	40x15 cm	18 kg
Thai Negro	45x40x12 cm	24 kg
Topic Carrara	42x18 cm	16 kg

# BATHTUBS | BAÑERAS    SHOWER TRAY | PLATOS DE DUCHA



Anima Bianco

G-2984



Enjoy Bianco

G-2923



Anima Ivory

G-2988



Enjoy Ivory

G-2937



Anima Marquina

G-2981



Enjoy Marquina

G-2923

# TECHNICAL INFORMATION | INFORMACIÓN TÉCNICA

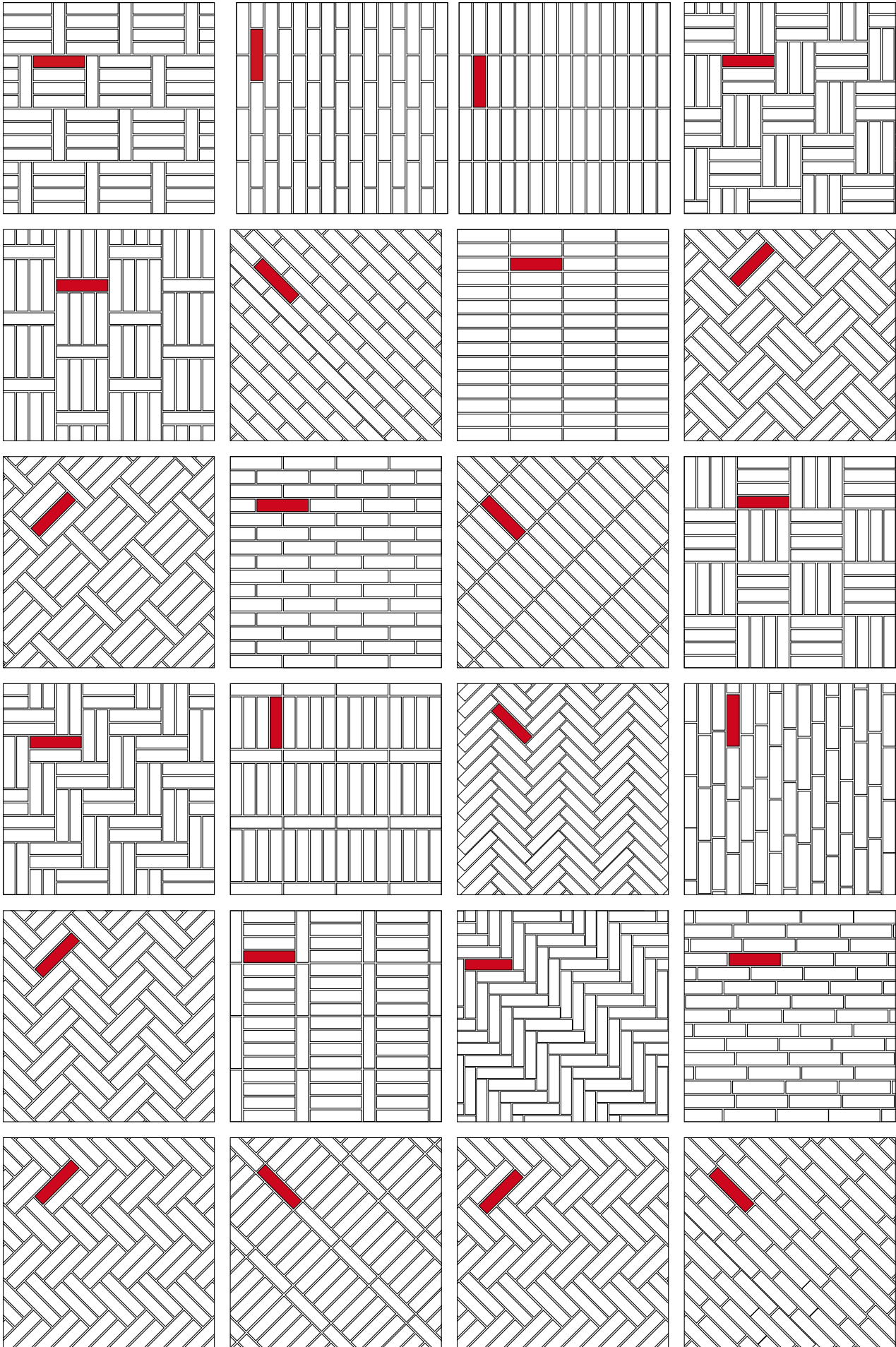
## INDEX | ÍNDICE

TECHNICAL INFORMATION   INFORMACIÓN TÉCNICA	326
TILING PROPOSALS   PROPUESTAS DE COLOCACIÓN	328
TECHNICAL CHARACTERISTICS   CARACTERÍSTICAS TÉCNICAS	329
INSTALLATION GUIDELINES   CONSEJOS DE COLOCACIÓN	330
CLEANING GUIDELINES   CONSEJOS DE LIMPIEZA	331
GUIDELINES FOR INSTALLATION AND CLEANING MOSAICS   CONSEJOS DE COLOCACIÓN Y LIMPIEZA DE MOSAICOS	332
PVD GUIDELINES   GUIA PVD	333
LABORATORY TESTS   CERTIFICADOS DE LABORATORIO	334
ECOLOGICAL BALANCE   EQUILIBRIO ECOLÓGICO	335



Wall: Joliet Blue 7,4x29,75 cm













# TILING PROPOSALS | PROPUESTAS DE COLOCACIÓN





# TECHNICAL CHARACTERISTICS | CARACTERÍSTICAS TÉCNICAS





## CERAMICS | CERÁMICA

TECHNICAL CHARACTERISTICS CARACTERÍSTICAS TÉCNICAS/		STANDARD TEST METHOD MÉTODO DE ENSAYO	WALL TILES (GRUPO B III) Sin espaciador
	Length and width / Longitud y anchura	ISO 10545-2	± 0,5%   ± 2,00 mm
	Rectangularity / Ortogonalidad	ISO 10545-2	± 0,5%   ± 2,00 mm
	Straightness of sides / Rectitud de lados	ISO 10545-2	± 0,3%   ± 1,5 mm
	Surface flatness / Planitud	ISO 10545-2	a) +0,5 % -0,3%   ± 2,00 mm -1,5 mm * b) +0,5 % -0,3%   ± 2,00 mm -1,5 mm c) ± 0,5%
	Thickness / Espesor	ISO 10545-2	± 10%   ± 0,5 mm
PHYSICAL PROPERTIES PROPIEDADES FÍSICAS			
	Water Absorption / Absorción de agua	ISO 10545-3	≥ 10%
	Breaking Strength, in N / Carga de rotura, en N	ISO 10545-4	Espesor ≥ 7,5 : Min. 600 Espesor < 7,5 : Min. 200
	Modulus of Rupture, N/mm2 / Resistencia a la flexión N/mm2	ISO 10545-4	Espesor ≥ 7,5 : Min. 15 N/mm2 Espesor < 7,5 : Min. 12 N/mm2
	Resistance to Thermal Shock / Resistencia al choque térmico	ISO 10545-9	Resistant. Resistente
	Resistance to Crazing / Resistencia al cuarteo	ISO 10545-11	Resistant. Resistente
CHEMICAL PROPERTIES PROPIEDADES QUÍMICAS			
	Resistance to chemical products (resistance to household cleaning products and swimming pool salts) / Resistencia a productos químicos de baldosas esmaltadas (resistencia a productos domésticos y sales para piscinas)	ISO 10545-13	Min. GB
	Staining resistance in glazed tiles / Resistencia a las manchas en baldosas esmaltadas	ISO 10545-14	≥ 3

\*Please note that due to the flexibility of the 0,75 cm thickness wall tiles, these could present a slight curvature (within EU tolerance). This effect is then amended by the application of the tile adhesive - due to the uniform tension exerted. It is highly recommended to use leveling systems to ensure flatness of the pieces after installation.

Muy importante tener en cuenta que las piezas de espesor 0,75 cm, debido a su flexibilidad, pueden presentar en algún caso una ligera curvatura (siempre dentro de la normativa vigente) que tras su colocación se corrige por la tensión uniforme del material de agarre. Se recomienda el uso de sistemas de nivelación en la colocación del material para garantizar la planeidad de las piezas.

## MOSAICS | MOSAICOS

	PHYSICAL PROPERTIES PROPIEDADES FÍSICAS	STANDARD TEST METHOD MÉTODO DE ENSAYO	Glass Mosaics	Ceramic Mosaics	Metal Mosaics	Natural Stone Mosaics	Woods Mosaics
	Water absorption Absorción de agua	UNI EN 99 ISO 10545/3	0%	<10% _	0%	< 1%	< 5%
	Resistance to chemical attack Resistencia al ataque químico	UNI EN 122 ISO 10545/13	Resistant* Resistente*	Min. GB Min. GB	No Resistant No Resistente	No Resistant No Resistente	Resistant Resistente
	Colour resistance to fading Resistencia del color a la luz	DIN 51094	Resistant Resistente	Available Method Método Disponible	Resistant Resistente	Resistant Resistente	Resistant Resistente
	Frost resistance Resistencia a la helada	UNI EN 202 ISO 10545/12	Resistant Resistente	Available Method Método Disponible	Resistant Resistente	Resistant Resistente	Resistant Resistente

Except Skin and Rich mosaics.

Tests performed in internal laboratory \_ Ensayo realizado en laboratorio interno.

For projects check technical information with our commercial network \_ Para proyectos obtenga información técnica a través de nuestra red comercial.

WOOD, STONE, GLASS and METAL mosaics are natural products made through a handmade process, therefore, its possible shade or size variations must be considered as typical features of the material and they will not be admitted in a claim.

WOOD, STONE, GLASS y METAL mosaicos son productos naturales fabricados artesanalmente, por lo que posibles variaciones de tono, textura o dimensión deben considerarse propias del material y no será objeto de reclamación.

## PVD

Physical Vapor Deposition (PVD)

Pvd is a field in the application of nanotechnology. The process consists of depositing layers of atoms, inside a vacuum chamber, to a solid surface. The layering is produced by the condensation of a vaporized metal (such as gold, titanium, platinum etc.) over the selected surface.

Advantages: High resistance to abrasion and scratches; much higher than metals applied by firing.

As a general rule, any non-aggressive, pH neutral product have to be used. Do not mix pieces from different lots.

Due to the special characteristics involved in the PVD production process of the Copper finished pieces, these may present tonality variations that will have to be considered part of the product.

El PVD es uno de los campos de aplicación de la nanotecnología. El proceso consiste en depositar capas de átomos, en una cámara de alto vacío, sobre una superficie sólida. El recubrimiento se produce por la condensación de un metal vaporizado, oro, titanio, platino, ect. sobre el material a recubrir.

Ventajas: Mayor resistencia al rayado y a la abrasión que los metales aplicados por cocción.

Para la limpieza de estos materiales deben utilizarse productos no agresivos con pH neutro. No mezclar piezas de diferentes lotes.

Dadas las características del proceso de recubrimiento en bronce de las piezas mediante el sistema de PVD, éstas pueden presentar variaciones de tono.



CHECK TECHNICAL INFORMATION WITH OUR COMMERCIAL NETWORK BEFORE ORDERING  
ANTES DE LA CONFIRMACIÓN DEL PEDIDO, CONSULTE LA INFORMACIÓN TÉCNICA DE LOS PRODUCTOS A TRAVÉS DE NUESTRA RED COMERCIAL

# INSTALLATION GUIDELINES | CONSEJOS DE COLOCACIÓN

## CARE TO BE TAKEN DURING THE CONSTRUCTION

Our ceramic products are a finishing product within the construction process, so we advise to install them once other building works have been completed i.e. structures, masonry, flooring, ceilings... This will minimize the collateral damage that may occur when the product is installed too soon. Should the product be placed before the end of the construction, one will have to take special care to protect the pieces until the works are finalized. Especially in the case of our crystal polished finish products, these collections will have to be covered and protected from potential scratches.

## PRE-INSTALLATION

- Upon receiving the tiles it is essential to check if the tone, size and quality meet the required standards in advance, as well as assuring the lack of any visible surface defects. In case of facing any problems, our technical team will be able to study these when informed before having installed the product.
- One must choose the proper tools for the installation of ceramic products (serrated edged comb, rubber mallet, suction cups, spreaders and clamps for laying, jointing rubber float ...)
- Mix pieces from different boxes.

## SUPPORT BASE PREPARATION

The support base for wall or floor for the tiles must be stable, dry, flat and it must have the adequate consistency. This base must never be too hot or too cold and should be clean. One must not forget to clean any dust, grease or oil leftovers to facilitate an optimal adhesion.

It is convenient to use slightly rough support bases, altering any excessively smooth leveling layer, in order to ensure greater adherence.

## ADHESIVE CHOICE

The type of adhesive will be determined by the water absorption of each type of tile. In this case, it is advisable to employ the technique of placing a thin layer of cement adhesive of type C2.

Please pay special attention to the recommendations for maintenance and use which are included in the inside of the boxes of each decorative and/or special piece.

For formats larger than 30x30cm, we recommend the double-layer-adhesive. This technique involves the appliance of adhesive on the support base as well as on the tile; this technique is strongly recommended for outdoors.

The bonding material must be applied with serrated edged comb to achieve a homogeneous adhesive distribution throughout the laying surface, even in the corners of the tile. A non-uniform adhesive layer will cause tensions on the tile, which will create an "eyebrow" effect. It is advisable to follow the instructions of the adhesives manufacturer, particularly for different cement-based bonding materials.

## TILE INSTALLATION

The handling of the tiles, especially the rectified, must be done with utmost care to avoid scratches or chipping of the tiles.

During the installation process, the surface should not be marked by graphite materials (pencils) or permanent markers, especially in the case of polished products to avoid potential cleaning problems.

In order to properly install our rectified white body wall tiles, check the back side of the tiles to find an arrow that will serve as the guide to installation of all pieces in the same direction.

In large format porcelain pieces (over 60cm of any of its sides) it is convenient to use leveling clips to ensure the flatness of the pieces (such as the Raimondi leveling system, although there may be other manufacturers recommended in the market).

During installation of tiles, the use of at least 2mm spreaders is advisable. For locked placement, it is advisable to install at a distance from 1/3 of the piece, never at half of the piece.

## JOINTS AND GROUTS

The main functions of installation joints are to absorb deformations of the support, to increase surface adhesion between the parts and the bonding material, and to improve the impermeability of the surface.

It is necessary to respect the indications given below:

- **Structural joints:** the construction project already takes into account the existence of these joints in the floor coverings. These must also abide when covering the joint with plastic trims.
- **Perimeter joints:** it is always appropriate to provide these joints that isolate the tile and bonding material from any structural movements, avoiding tensions with them. Perimeter joints are normally hidden by the skirting board or the tile itself; they must have a width of 5 to 10 mm, and may be empty or filled with deformable material.
- **Expansion joints:** allow deformations due to thermal and hygroscopic variations between tiles between the bonding material and the support base. Usually designed with a width of 5-8 mm and surfaces from 25 m<sup>2</sup> (in sections of 5x5 m<sup>2</sup>) indoor and surfaces from 9 m<sup>2</sup> (in sections of 3x3 m<sup>2</sup>) outdoors. These joints must be well executed; this means that they must be flexible, waterproof, well bonded and must reach the base support.
- **Installation joints:** those between tiles. Before grouting these spaces must be empty; without any bonding materials. It is not recommended to fix any floor without joints, advising a minimum joint of 2-3 mm. The grout used in installation joints must be applied with a rubber float. The market offers a wide range of grouts, which are suitable for each type of tile and temperature as specified by the manufacturer of the grout, in which the type of product to be used, colors and waiting time before grouting should be recommended.

Before grouting, it is advisable to test a small area of the part to determine whether the chosen grout affects or stains the surface of the piece. In this case, one should contact the grout manufacturer. Ask the manufacturer for a suitable cleaner for this type of grip material. A bonding material with a thin granulometry is desirable in order to avoid scratches on the tile during its placement.

## CUIDADOS A SEGUIR DURANTE LA CONSTRUCCIÓN

Nuestros productos cerámicos se pueden considerar acabados finales en la construcción, por ello es recomendable ser colocados sólo cuando el resto de los trabajos constructivos hayan finalizado (estructuras, mampostería, solados, techos, instalaciones,...) y en especial los productos porcelánicos para suelos. De este modo se minimizarán los daños que pueden experimentar el producto cerámico por haber sido colocados demasiado pronto.

Cuando los productos porcelánicos son colocados antes de finalizar la construcción hay que tener especial cuidado para proteger la pieza hasta que se ponga en servicio normal de utilización.

## CUESTIONES PREVIAS A LA COLOCACIÓN

• Al recibir los productos cerámicos es importante previamente comprobar si el tono, calibre y calidad son los requeridos, así como la existencia de defectos superficiales visibles.

• Hay que elegir las herramientas y útiles adecuados para la colocación de los productos cerámicos (llana metálica dentada, maza de goma, ventosas, crucetas y grapas para la colocación, llana de goma para rejuntar, ...)

• Hay que mezclar piezas de varias cajas.

## PREPARACIÓN DEL SOPORTE

El fondo o soporte para pared o suelo sobre el que se colocarán las baldosas debe estar estable, seco, nivelado o aplomado con la consistencia adecuada, no debiendo estar ni helado ni excesivamente caliente y limpio sin restos de polvo, grasa o aceite. Es conveniente disponer de soportes rugosos alterando los soportes excesivamente lisos o la propia capa de nivelación ligeramente para garantizar mayor adhesión.

## ELECCIÓN DEL ADHESIVO

La elección del tipo de adhesivo vendrá determinada por la absorción del agua de cada tipo de baldosa. En nuestro caso, se aconseja emplear la técnica de colocación en capa fina con el uso de Adhesivos Cementosos tipo C2.

Para formatos superiores a 30x30cm, se recomienda la técnica de colocación de doble encolado, esto es, aplicar adhesivo sobre el soporte y en la baldosa, en especial en exteriores.

El material de agarre debe aplicarse con una llana dentada para conseguir una distribución del adhesivo homogénea por toda la superficie de colocación incluso en las esquinas de la baldosa, presionando la baldosa sobre el adhesivo todavía fresco. De no ser uniforme la capa de adhesivo provocará tensiones en la baldosa que generan a la larga el efecto "ceja".

Es conveniente seguir las instrucciones del fabricante de adhesivos, en especial para los soportes diferentes de base cementosa.

En el caso de piezas complementarias/decorativas, prestar especial atención a las recomendaciones de uso y limpieza indicadas en el interior de las cajas según modelos.

## COLOCACIÓN DE LAS BALDOSAS

La manipulación previa de las baldosas, en especial las rectificadas, ha de realizarse con el máximo cuidado, para evitar despuntados, rayas o desconchados en su superficie.

Durante la colocación, no deberá marcarse la superficie de utilización del material con lápices (grafito) o rotuladores indelebles, especialmente en el caso de los productos pulidos para evitar posibles problemas de limpieza de los mismos.

Para la correcta colocación del revestimiento de pasta blanca rectificada, ver el anverso de la pieza, existe una Flecha que nos indica el sentido de colocación, colocar todas las piezas en el mismo sentido de colocación.

En la colocación de las baldosas se recomienda el uso de crucetas de al menos 2 mm. En colocación trabada es aconsejable la colocación a una distancia de 1/3 de la pieza, nunca a la mitad de la pieza.

En pavimentos y revestimientos de formatos mayores de 60 cm en alguno de sus lados, es conveniente el uso de sistemas de nivelación de colocación para garantizar la planitud de las piezas.

## LAS JUNTAS Y REJUNTADOS

Las principales funciones de las juntas de colocación son: absorber deformaciones del soporte, aumentar la superficie de adherencia entre las piezas y el material de agarre, y mejorar la impermeabilidad de la superficie.

Es conveniente respetar las juntas que se indican a continuación:

• **Juntas estructurales:** el proyecto constructivo ya tiene prevista la existencia de estas juntas en el solado que se deben respetar también al colocar las baldosas y éstas se deben recubrir con materiales deformables.

• **Juntas perimetrales:** siempre es conveniente prever estas juntas que aíslan la baldosa y al adhesivo de los movimientos de otros elementos estructurales constructivos como paredes-suelos, pilares o puertas-ventanas, evitando tensiones con ello. Normalmente quedan ocultas por el rodapié o la propia baldosa, deben tener una anchura de 5 a 10 mm, y pueden quedar vacías o rellenas de material deformable.

• **Juntas de dilatación:** permiten las deformaciones por variaciones térmicas e higroscópicas entre baldosas, adhesivo y soporte. Normalmente se diseñan con una anchura mínima de 5 a 8 mm y en superficies a partir de 25 m<sup>2</sup> (en paños de 5x5 m<sup>2</sup>) en interiores y en superficies a partir de 9 m<sup>2</sup> (en paños de 3x3 m<sup>2</sup>) en exteriores. Estas juntas deben estar bien ejecutadas, esto es, ser flexibles, impermeables, bien adheridas y llegar hasta el soporte base.

• **Juntas de colocación:** son las existentes entre baldosa y baldosa. Antes del rejuntado estas juntas deben estar vacías, por tanto sin materiales de agarre de la construcción. Se desaconseja una colocación a junta unida o a "testa" aconsejándose una junta mínima de 2-3 mm.

El material de rejuntado que se utiliza en las juntas de colocación se debe aplicar con una llana de goma. En el mercado existe una amplia gama de materiales de rejuntado, que se adecua a cada tipo de baldosas y ambiente según especificaciones del fabricante del material de rejuntado en las que se debe recomendar el tipo de producto a emplear, colores y tiempo de espera hasta el comienzo del rejuntado.

Antes del rejuntado, es conveniente probar en un área pequeña de la pieza para determinar si la lechada elegida decolora o mancha la superficie de la pieza, en cuyo caso hay que contactar con el fabricante del material de rejuntado. Pedirle al fabricante del rejunte un limpiador adecuado para este tipo de material de agarre. Es conveniente que la granulometría del material de rejuntado sea fina, para evitar posibles rayas en la baldosa en su colocación.

# CLEANING GUIDELINES | CONSEJOS DE LIMPIEZA

## THE FIRST CLEANING "AFTER INSTALLATION"

The most important cleaning operation is performed immediately after laying the tiles. This involves the complete removal of residues and dirt from the tile placement. An inadequate or late removal of this waste can create a cementitious layer on the tile capable of absorbing all forms of dirt. This may give the impression that the tile gets dirty when the actual problem resides in the surface film of dirt which was not removed immediately after laying.

Once the grouting of the tiles is finished, it is important, while the grout is still wet, to carefully remove any excess material immediately. This can be done using a sponge and plenty of clean water, repeating this as many times as necessary.

Do not perform the cleaning with metal tools, scrapers or abrasive pads. For stubborn stains, clean with alcohol and lukewarm water and rub with a clean cloth. If they do not disappear, check with the relevant technical department.

Once the above mentioned washing is done, another washing should be carried out using basic or alkaline degreasing agents, as acid washing can leave stickiness on the pavement which could help retain dirt. In areas where water is calcareous, it is convenient to dry the surface, in order to prevent the deposition of carbonates which will reduce the surfaces' gleam.

## REGULAR MAINTENANCE

Many available cleaning products for general use can be used with our products. For daily cleaning, one can use detergents or degreasing products diluted in warm water, following each product's instructions.

It is important that the cleaner does not have oil, animal fat, or soap base. These components may leave an invisible residue whilst absorbing dirt (lime stratifications detergent or residues). It is also important that the tile receives a thorough rinsing with clean water after the cleaning process is complete.

The low water absorption and high standards met by all porcelain tiles ensure a product which is easy to maintain. Our products do not require the use of sealants or waxes. These superficial coatings can really affect the performance of the tile in a negative manner.

It is important to note that hydrofluoric acid (HF) and derivatives can irreparably damage the tile.

The general steps for regular cleaning of our ceramic products can be summarized as follows:

- Remove any solid or liquid waste from the tile, sweeping with a soft bristle broom or vacuuming.
- Clean up liquid spills as soon as possible with lukewarm water.
- Apply the recommended amount and dilution of the cleaner for the tile (follow the cleaner manufacturer's instructions). The wiper must remain in the tile a minimum period of 5 minutes.
- For unpolished tiles, scrub with a nylon sponge or soft bristle brush. A floor machine equipped with a nylon pad or bristle brush can be used for heavily soiled surfaces. For polished tiles, clean with a nonabrasive cloth.
- Remove the dirty cleaning solution and water with a vacuum cleaner or cloth. Rinse the porcelain tile with clean water and remove again with a vacuum cleaner, mop or towel. It is absolutely essential that all detergent residues are removed completely from the tile. Any remaining detergent that dries on the tiles surface can form a coating that can trap dirt and be very difficult to remove. The tile should be rinsed several times to remove all detergent residues.

During use, the cleaning of the tiles should be similar to window cleaning. Ammonia and even bleach type products can be employed, but both must be diluted in water.

In case of special stains and/or particularly resistant, it is advisable to use specific detergents according to the cleaners' manufacturer. Do not forget that removing any type of stain is easier when it is still fresh.

It is important to always do a pre-test the detergent products result on a small sample of the porcelain.

Please pay special attention to the recommendations for maintenance and use, which are included in the inside of the boxes of each decorative and/or special piece.

## TILES WITH METALLIC EFFECTS - PVD

This type of tiles require following these recommended guidelines, shown below, for cleaning:

- In general, you can use any non-aggressive and neutral pH product.
- In general, we recommend the use of ammonia-based products (NH3) diluted in water, never directly on the piece.
- You cannot use chemically aggressive products.
- You cannot use products with hydrochloric acid (HCl). The remaining acid products should be used with caution in very diluted concentrations.
- Citric acid and other acidic food products leave stains if left too long to act on the tile. They must be removed as soon as possible.
- The use of powder products of abrasive action is not recommended.

## LA PRIMERA LIMPIEZA DESPUÉS DE LA COLOCACIÓN

La operación de limpieza más importante se lleva a cabo inmediatamente "después de la colocación de la baldosa". Esto implica la eliminación completa de los residuos de lechada y de la suciedad de la colocación de las propias baldosas. Una eliminación inadecuada o tardía de estos residuos puede crear sobre la baldosa una película cementosa capaz de absorber toda forma de suciedad, dando la impresión que se ensucia la baldosa, cuando el problema está en la película superficial de suciedad.

Una vez efectuado el rejuntado de las baldosas, es importante cuando el material de rejuntado todavía está fresco, eliminar el material sobrante cuidadosa e inmediatamente, utilizando para ello una esponja y agua limpia abundante, repitiendo esta operación tantas veces como sea necesario.

No debe realizarse la limpieza del material con espátulas metálicas ni estropajos abrasivos. En el caso de manchas resistentes, limpiar con alcohol y agua caliente y frotar con un paño limpio. Si no desaparecen, consultar con el departamento técnico correspondiente.

Una vez efectuado el lavado mencionado arriba, deberá efectuarse un lavado básico o alcalino utilizando detergentes desengrasantes, ya que el lavado ácido puede dejar una untuosidad sobre el pavimento que podría contribuir a retener la suciedad. En aquellas zonas donde el agua sea calcárea conviene secar la superficie para evitar la deposición de carbonatos que disminuyen el brillo superficial.

## EL MANTENIMIENTO REGULAR

Muchos productos de limpieza de uso general que están disponibles son aceptables para el uso en nuestros productos. Se puede emplear para la limpieza diaria detergentes o desengrasantes diluidos en agua caliente, según indicaciones del envase del limpiador.

Es importante que el limpiador no tenga base de aceite, grasa animal, o jabón. Estos componentes pueden dejar un residuo invisible al atrapar la suciedad (estratificaciones de cal de detergente o residuos de suciedad). También es importante que la baldosa reciba un enjuague a fondo con agua limpia después que el proceso de limpieza se haya completado.

La densidad inherente y baja absorción de agua de todos los productos aseguran un producto que es fácil de mantener.

No requieren el uso de selladores o ceras. Estos recubrimientos superficiales pueden realmente afectar negativamente el rendimiento de la baldosa.

Es muy importante tener en cuenta que el ácido Fluorhídrico (HF) y derivados pueden dañar irremediablemente la baldosa.

Los pasos generales de limpieza regular para nuestros productos cerámicos se pueden resumir del siguiente modo:

- Retirar cualquier residuo sólido o líquido de la baldosa, barriendo con una escoba de cerdas suaves o pasar la aspiradora.
- Limpiar los derrames líquidos tan pronto como sea posible.
- Aplicar la cantidad y dilución del limpiador recomendada para la baldosa (ver indicaciones del fabricante del limpiador). El limpiador deberá permanecer en la baldosa un periodo mínimo de tiempo de 5 minutos.
- Para baldosas sin pulir, frotar con una esponja de nylon o un cepillo de cerdas suaves. Para superficies muy sucias puede usarse una máquina de piso equipado con una almohadilla de nylon o con un cepillo de cerdas. Para baldosas pulidas, limpie con un trapo no abrasivo o un paño.
- Retirar la solución de limpieza sucia y el agua con una aspiradora o un trapo. Enjuague la pieza con agua limpia y retire de nuevo con una aspiradora, fregona, o una toalla. Es absolutamente esencial para todos los residuos de detergente que se eliminen por completo de la baldosa. Cualquier resto de detergente que se seque sobre la baldosa puede formar un recubrimiento que puede atrapar la suciedad y será muy difícil de eliminar. La baldosa debe enjuagarse varias veces para eliminar todos los residuos de detergente.

Durante su uso, la limpieza de la baldosa debe hacerse de forma similar a la limpieza de cristales. Se puede emplear productos de tipo amoniacal e incluso lejía, ambos diluidos en agua.

En caso de manchas particulares y/o especialmente resistentes, es aconsejable usar detergentes específicos según especificaciones del fabricante del limpiador. No hay que olvidar que la eliminación de cualquier tipo de mancha resulta más fácil cuando ésta todavía está fresca.

Es importante hacer siempre una prueba previa antes de usar los productos detergentes.

En el caso de piezas complementarias/decorativas, prestar especial atención a las recomendaciones de uso y limpieza indicadas en el interior de las cajas según modelos.

## BALDOSAS CON EFECTOS METÁLICOS / PVD

En este tipo de baldosas por su especificidad se recomienda seguir las siguientes pautas de limpieza:

- En general, se puede usar cualquier producto no agresivo y con PH neutro.
- En general, se recomienda el uso de productos con base amoniacal (NH3) en concentración rebajada, nunca directamente sobre la pieza.
- No se pueden usar productos agresivos químicamente.
- No se puede usar productos con ácido clorhídrico (HCl). El resto de productos ácidos deben usarse con precaución en concentraciones muy rebajadas.
- El ácido cítrico y otros productos alimentarios ácidos dejarán mancha si se les deja actuar mucho tiempo sobre la baldosa.
- No está recomendado el uso de productos en polvo de acción abrasiva.

## BIBLIOGRAFIA:

- "MANUAL - TECHNICAL GUIDE OF WALL AND FLOOR CERAMIC COVERINGS", Institute of Ceramic Technology (ITC).
- "ELECTRONIC GUIDE OF THE TECHNOLOGY OF CERAMIC TILE PLACEMENT (Placement Project)", Institute of Ceramics Promotion (CPI)
- "TECHNICAL GUIDE OF THE APPLICATION OF WALL AND FLOOR CERAMIC COVERINGS", Tile Newspaper (AZ Publications)

# GUIDELINES FOR INSTALLATION AND CLEANING MOSAICS | CONSEJOS DE COLOCACIÓN Y LIMPIEZA DE MOSAICOS

## Metal

**PREPARING FOR TILING:** For good adherence to the substrate, this should be completely clean of dust, grease, paint, bits of plaster, or any other substance which may affect the adherence of the mosaic. The substrate to be tiled should be perfectly smooth and leveled.

**INSTALLATION:** Installation is performed with flexible adhesives containing synthetic additives, for non-absorbent materials. Apply the adhesive with a notched trowel of 3-4 mm and then immediately proceed to the smoothing of the same. Then lay the piece of mosaic onto the bed of adhesive and place it by pressing with a flat look of hard rubber. When laying the next sheet of mosaic, make sure that the distance between the sheets is equal to the width of inner joints that make up the mosaic so to obtain a regular appearance.

**GROUTING:** Once the adhesive is dry and having removed any remaining, proceed to grout the mosaic with a rubber spatula applying a grout not containing quartz, which can cause scratches on the surface of the mosaic. Any excess of material should be removed from the surface using a sponge before it hardens on the surface, paying special attention that all joints are completely filled. Finally clean the surface of the mosaic by only wetting it and rubbing gently. Pay special care drying the pieces so to avoid possible oxidation.

**CLEANING:** Use a clean and soft sponge and soapy warm water or alcohol. Important: Do not use acid or alkaline cleaning products, nor ones containing abrasives or cleaning equipment at high pressure.

## Glass

**PREPARING FOR TILING:** For good adherence to the substrate, this should be completely clean of dust, grease, paint, bits of plaster, or any other substance which may affect the adherence of the mosaic. The substrate to be tiled should be perfectly smooth and leveled.

**INSTALLATION:** Installation is performed with flexible adhesives containing synthetic additives, for non-absorbent materials. Apply the adhesive with a notched trowel of 3-4 mm and then immediately proceed to the smoothing of the same. Then lay the piece of mosaic onto the bed of adhesive and place it by pressing with a flat look of hard rubber. When laying the next sheet of mosaic, make sure that the distance between the sheets is equal to the width of inner joints that make up the mosaic so to obtain a regular appearance. In areas exposed to high humidity, we recommend a bonding and sealing with a resin based adhesive strip.

**GROUTING:** Once the adhesive is dry and having removed any remaining, proceed to grout the mosaic with a rubber spatula. Any excess of material should be removed from the surface using a sponge, paying special attention that all joints are completely filled. Finally clean the surface of the mosaic by only wetting it and rubbing gently.

**CLEANING:** Use a household glass cleaner and a soft clean cloth. Important: Do not use acid or alkaline cleaning products, nor ones containing abrasives or cleaning equipment at high pressure.

## Wood

Recommended only for wall use.

These mosaics are made of reused wood coming from old wood ships, therefore retain their antiseptic qualities, flame retardant, moisture-proof and environmentally friendly.

Recommended only for wall use.

**PREPARING FOR TILING:** For good adherence to the substrate, this should be completely clean of dust, grease, paint, bits of plaster, or any other substance which may affect the adherence of the mosaic. The substrate to be tiled should be perfectly smooth and leveled.

**INSTALLATION:** Installation is performed with special adhesives for wood. Apply the adhesive with a notched trowel of 3-4 mm and then immediately proceed to the smoothing of the same. Then lay the piece of mosaic onto the bed of adhesive and place it by pressing with a flat look of hard rubber. For products with a regular pattern, when laying the next sheet of mosaic you must ensure that the distance between the sheets is equal to the width of inner joints that make up the mosaic so to obtain a regular appearance. For other patterns, adjust the width as per your aesthetic criteria.

**GROUTING:** Once the adhesive is dry and having removed any remaining, proceed to grout the mosaic with a rubber spatula and a non abrasive grout. Any excess of material should be removed from the surface using a sponge before it hardens on the surface, paying special attention that all joints are completely filled. Finally clean the surface of the mosaic by only wetting it and rubbing gently.

**CLEANING:** Use a soft brush to clean the dust from the mosaic or a semi-dry towel. You may use vegetable oil to give the mosaic its original appearance. Important: Do not use acid or alkaline cleaning products, nor abrasives. Apply normal maintenance for natural woods.

## Stone

The mosaics made of river rocks bear humidity.

**PREPARING FOR TILING:** For good adherence to the substrate, this should be completely clean of dust, grease, paint, bits of plaster, or any other substance which may affect the adherence of the mosaic.

The substrate to be tiled should be perfectly smooth and leveled.

**INSTALLATION:** Install leaving a recommended space of 2 cm between pieces and wall. Skirting can be placed on the joint but not on the stones due to their irregular face. Apply the standard adhesive with a spatula and then lay the piece of mosaic onto the bed of adhesive and place it by pressing on the stones, while the adhesive seeps between them.

Place the pieces joining them to each other thus achieving an effect of continuity.

**GROUTING:** Once the adhesive is dry, proceed to grout the mosaic with a liquid seal which will allow us to fill the grout up to the desired level. The level of the grout should remain at a level so to keep showing the texture of the stones as a too high joint is not aesthetic. Any excess of material should be removed from the surface using a sponge before it hardens on the surface, paying special attention that all joints are completely filled. Finally clean the surface of the mosaic by only wetting it and rubbing gently.

**CLEANING:** Use a brush to clean the surface of the mosaic. Important: Do not use cleaning products which may damage the grout and try to avoid acid, alkaline or abrasive materials.

More information on our web site

## Metal

**PREPARACIÓN DEL SOPORTE:** El soporte debe estar totalmente limpio de polvo, grasas, pinturas, restos de yeso, o cualquier otra sustancia que pueda perjudicar la adhesión del mosaico.

**INSTALACIÓN:** La colocación se realiza con adhesivos flexibles que contengan aditivos sintéticos, para materiales no absorbentes. Aplicar el adhesivo con una espátula dentada de 3-4 mm e inmediatamente después proceder al alisado del mismo. A continuación colocamos la pieza de mosaico sobre el lecho del adhesivo y lo fijamos presionándola con una llana de caucho endurecido. Al colocar la siguiente pieza de mosaico, debe asegurarse que la distancia entre las piezas sea igual que el ancho de la junta de las teselas que forman la pieza para conseguir un aspecto regular.

**REJUNTADO:** Tras endurecerse el adhesivo y haber eliminado cualquier resto, procederemos al rejuntado del mosaico con una espátula de goma y con un rejunte que no tenga cuarzo, ya que puede provocar rayaduras en la superficie del mosaico. El material sobrante debe eliminarse de la superficie mediante una esponja antes de que el material endurezca sobre la superficie, prestando especial atención a que todas las juntas estén completamente llenas. Finalmente limpiaremos la superficie del mosaico sólo humedeciéndola y frotando con suavidad.

**LIMPIEZA:** Utilice una esponja limpia y suave y una solución jabonosa caliente o alcohol.

Importante: No utilizar Productos de limpieza ácidos o alcalinos, ni tampoco con componentes abrasivos o equipos de limpieza de alta presión.

## Cristal

**PREPARACIÓN DEL SOPORTE:** El soporte debe estar nivelado y limpio de polvo, grasas, pinturas, restos de yeso, o cualquier otra sustancia que pueda perjudicar la adhesión del mosaico.

**INSTALACIÓN:** La colocación se realiza con adhesivos flexibles que contengan aditivos sintéticos, para materiales no absorbentes. Aplicar el adhesivo con una espátula dentada de 3-4 mm e inmediatamente después proceder al alisado del mismo. A continuación colocamos la pieza de mosaico sobre el lecho del adhesivo y lo fijamos presionándola con una llana de caucho endurecido. Al colocar la siguiente pieza de mosaico, debe asegurarse que la distancia entre las piezas sea igual que el ancho de la junta de las teselas que forman la pieza para conseguir un aspecto regular. En superficies expuestas a gran humedad, se recomienda realizar un pegado y sellado con un adhesivo a base de resina reactiva.

**REJUNTADO:** Tras endurecerse el adhesivo y haber eliminado cualquier resto, procederemos al rejuntado del mosaico con una espátula de goma. El material sobrante debe eliminarse de la superficie mediante una esponja, prestando especial atención a que todas las juntas estén completamente llenas. Finalmente limpiaremos la superficie del mosaico sólo humedeciéndola y frotando con suavidad.

**LIMPIEZA:** Utilice un limpiador de vidrios doméstico y un paño limpio y suave. Importante: No utilizar Productos de limpieza ácidos o alcalinos, ni tampoco con componentes abrasivos o equipos de limpieza de alta presión.

## Madera

Recomendado únicamente para revestimiento.

Los mosaicos de madera se han realizado reutilizando madera de barcos antiguos, conservando sus cualidades antisépticas, ignífugas, a prueba de humedad y respetuoso con el medio ambiente.

**PREPARACIÓN DEL SOPORTE:** El soporte debe estar nivelado y limpio de polvo, grasas, pinturas, restos de yeso, o cualquier otra sustancia que pueda perjudicar la adhesión del mosaico.

**INSTALACIÓN:** La colocación se realiza con adhesivos estándar, especiales para madera e incluso si la superficie de adhesión lo permite, se puede utilizar pegamento. Aplicar el adhesivo con una espátula dentada de 3-4 mm e inmediatamente después proceder al alisado del mismo. A continuación colocamos la pieza de mosaico sobre el lecho del adhesivo y lo fijamos presionándola con una llana de caucho endurecido.

Para productos con patrón regular, debe asegurarse que al colocar la siguiente pieza de mosaico, la distancia entre las piezas sea igual que el ancho de la junta de las teselas que forman la pieza para conseguir un aspecto regular. Para productos irregulares ajuste los anchos de la junta según su criterio estético.

**REJUNTADO:** Tras endurecerse el adhesivo y haber eliminado cualquier resto, procederemos al rejuntado del mosaico con una espátula de goma y con un rejunte no abrasivo. El material sobrante debe eliminarse de la superficie mediante una esponja antes de que el material endurezca sobre la superficie, prestando especial atención a que todas las juntas estén completamente llenas. Finalmente limpiaremos la superficie del mosaico sólo humedeciéndola y frotando con suavidad.

**LIMPIEZA:** Utilice un cepillo suave para limpiar el polvo del mosaico o una toalla semi-seca. Puede utilizar aceite vegetal para darle de otra vez al mosaico su aspecto original.

Importante: No utilizar Productos de limpieza ácidos o alcalinos, ni tampoco con componentes abrasivos.

## Piedra

Los mosaicos de piedras de río soportan perfectamente la humedad.

**PREPARACIÓN DEL SOPORTE:** El soporte debe estar nivelado y limpio de polvo, grasas, pinturas, restos de yeso, o cualquier otra sustancia que pueda perjudicar la adhesión del mosaico.

**INSTALACIÓN:** Colocar dejando un espacio aconsejable entre piezas y pared de 2cm. El zócalo se puede colocar sobre la junta pero no sobre las piedras debido a su planimetría irregular. Aplicar el adhesivo estándar con la espátula y a continuación colocamos la pieza de mosaico sobre el lecho del adhesivo y lo fijamos presionando sobre las piedras viendo como la cola filtra entre ellas. Colocaremos las piezas ensamblandolas unas con otras consiguiendo así un efecto de continuidad.

**REJUNTADO:** Tras endurecerse el adhesivo procederemos al rejuntado del mosaico con una junta líquida que nos permitirá determinar el nivel de rejunte deseado. El nivel del rejunte debe estar a una altura tal que guarde un cierto relieve sobre las piedras ya que una junta demasiado alta no es estética. El material sobrante debe eliminarse de la superficie mediante una esponja antes de que el material endurezca sobre la superficie, prestando especial atención a que todas las juntas estén completamente llenas. Finalmente limpiaremos la superficie del mosaico sólo humedeciéndola y frotando con suavidad.

**LIMPIEZA:** Utilice un cepillo para limpiar la superficie del mosaico. Importante: No utilizar Productos de limpieza que puedan dañar el material de rejunte e intente huir de materiales con componentes ácidos, alcalinos ó abrasivos.

Más información en nuestra página web.

# PVD GUIDELINES | GUIA PVD

## Gold and Silver Coated Decor Tiles

### Physical Vapor Deposition (PVD)

PVD is a field in the application of nanotechnology. The process consists of depositing layers of atoms, inside a vacuum chamber, to a solid surface. The layering is produced by the condensation of a vaporized metal (such as gold, titanium, platinum etc.) over the selected surface.

### PRE-INSTALLATION

- Our ceramic products are a finishing product within the construction process, so we advise to install them once other building works have been completed i.e. structures, masonry, flooring, ceilings... This will minimize the collateral damage that may occur when the product is installed too soon.
- Upon receiving the tiles it is essential to check if the tone, size and quality meet the required standards in advance, as well as assuring the lack of any visible surface defects. In case of facing any problems, our technical team will be able to study these when informed before having installed the product.
- These pieces are very delicate and should be treated with care at all times. Inappropriate handling (scratching and rubbing) as well as the use of abrasive products may cause irreparable damage to the pieces.
- There will always be tonality differences between batches, thus it is recommended to order in excess to avoid shortages of material to make sure material from the same batch is supplied.

### INSTALLATION

The support base for wall or floor for the tiles must be stable, dry, flat and it must have the adequate consistency. This base must never be too hot or too cold and should be clean. One must not forget to clean any dust, grease or oil leftovers to facilitate an optimal adhesion.

Once the pieces have been properly installed, proceed immediately to remove the remnants of the installation materials with a soft and clean sponge and clean water without rubbing on the pieces.

The recommendation for the grouting of the pieces is to use fine-grained or controlled granulometry (CG.2 according to EN 13888) materials without additives. Clean immediately after grouting with a clean sponge and clean water, while the grout is still humid and is easily removable.

### TILE MAINTENANCE AFTER INSTALLATION

This type of tiles require following these recommended guidelines, shown below, for cleaning:

- In general, one must use non-aggressive and neutral pH product.
- In general, the use of ammonia-based products (NH<sub>3</sub>), always diluted in water, never directly on the piece, is recommended.
- One cannot use chemically aggressive products.
- One cannot use products with hydrochloric acid (HCl). The remaining acid products should be used with caution in very diluted concentrations.
- Citric acid and other acidic food products leave stains if left too long to act on the tile. They must be removed as soon as possible.
- The use of powder products of abrasive action is not recommended.
- A damp cloth and neutral liquid soap will be enough.

## Azulejos decorados oro y plata

Physical Vapor Deposition o PVD es un campo en la aplicación de la nanotecnología. El proceso consiste en depositar capas de átomos, dentro de una cámara de vacío, sobre una superficie sólida. La estratificación se produce por la condensación de un metal vaporizado (como oro, titanio, platino, etc.) sobre la superficie seleccionada.

### PRE-INSTALACIÓN

- Nuestros productos de cerámica son un producto decorativo dentro del proceso de construcción, por lo que recomendamos instalarlos una vez que se hayan completado otros trabajos de construcción, es decir, estructuras, mampostería, pisos, techos ... Esto minimizará el daño colateral que puede ocurrir cuando el producto es instalado demasiado pronto.
- Al recibir estos azulejos, es esencial verificar si el tono, el tamaño y la calidad cumplen con los estándares requeridos por adelantado, así como también asegurar la ausencia de defectos superficiales visibles. En caso de que surja algún problema, nuestro equipo técnico podrá estudiarlos cuando estén informados antes de haber sido instalado el producto.
- Estas piezas son muy delicadas y deben tratarse con mucho cuidado en todo momento. La manipulación inadecuada (arañazos y roces) y el uso de productos abrasivos pueden causar daños irreparables en las piezas.
- Siempre habrá diferencias de tonalidad entre diferentes lotes, por lo que se recomienda hacer un pedido en exceso para evitar la escasez de material durante la obra y así poder asegurar el suministro de material del mismo lote.

### INSTALACIÓN

La base de soporte para la pared o el piso de las baldosas debe ser estable, seca, plana y debe tener la consistencia adecuada. Esta base nunca debe estar demasiado caliente o demasiado fría y debe estar limpia. No debe olvidarse de limpiar el polvo, la grasa o los restos de aceite para facilitar una adhesión óptima.

Una vez que las piezas se hayan instalado correctamente, proceda de inmediato a eliminar los restos de los materiales de instalación con una esponja suave y limpia con agua completamente limpia sin frotar las piezas bruscamente.

La recomendación para el rejuntado de las piezas es utilizar materiales de granulometría de grano fino o controlada (CG.2 según EN 13888) sin aditivos. Limpie inmediatamente después de la lechada con una esponja limpia y agua limpia, mientras que la lechada todavía está húmeda y es fácilmente removible.

### MANTENIMIENTO DE AZULEJOS DESPUÉS DE LA INSTALACIÓN

Este tipo de azulejos requieren seguir estas pautas recomendadas, que se muestran a continuación, para la limpieza:

- En general, se debe usar un producto de pH neutral y no agresivo.
- En general, se recomienda el uso de productos a base de amoníaco (NH<sub>3</sub>), siempre diluidos en agua, nunca directamente en la pieza.
- No se pueden usar productos químicamente agresivos.
- No se pueden usar productos con ácido clorhídrico (HCl). Los productos ácidos restantes deben usarse con precaución en concentraciones muy diluidas.
- El ácido cítrico y otros productos alimenticios ácidos dejan manchas si se dejan demasiado tiempo para actuar sobre las baldosas. Deben eliminarse lo antes posible.
- No es recomendable el uso de productos en polvo de acción abrasiva.
- Un paño húmedo y jabón líquido neutro serán suficientes.

# LABORATORY TESTS | CERTIFICADOS DE LABORATORIO

## CERTIFICATE ISO 9001: 2008

Quality management system  
Sistema de gestión de la calidad



## CERTIFICATE ISO 14001: 2004

Environmental management system  
Sistema de gestión ambiental



APARICI PORCELANICO carries out internal and internal laboratory tests to determine the technical characteristics of each one of its products (formats and surfaces) and to certify that they comply with all existing norms.

APARICI PORCELANICO realiza ensayos de laboratorio para determinar las características técnicas de cada uno de sus productos (medidas y aspecto superficial) y certificar que se cumple con la normativa vigente.



Certifications issued by the following OFFICIAL ORGANIZATIONS:  
Certificados emitidos por los siguientes ORGANISMOS OFICIALES:

SPAIN. ESPAÑA



GERMANY. ALEMANIA



ITALY. ITALIA



U.S.A. ESTADOS UNIDOS



CECOMUNIDAD EUROPEA



CERÁMICAS APARICI has the INTEGRATED ENVIRONMENTAL AUTHORIZATION (issued by The Center for Climate Change, at the Environment, Water and Urban Development Council of Comunidad Valenciana, according to a resolution dated 28th of November, 2007. 2008/1866).

CERÁMICAS APARICI dispone de la AUTORIZACIÓN AMBIENTAL INTEGRADA (otorgada por la Dirección General para el Cambio Climático, de la Conselleria de Medio Ambiente, Agua, Urbanismo y Vivienda de la Comunidad Valenciana, según resolución del 28 de Noviembre de 2007. 2008/1866).

# ECOLOGICAL BALANCE | EQUILIBRIO ECOLÓGICO

COMPLIANCE WITH CREDITS FOR

# LEED

CERTIFICATION SYSTEM



aparici  
Green Attitude

YOU CAN OBTAIN UP TO **38 LEED CREDITS**. SE PUEDEN OBTENER HASTA **38 CRÉDITOS LEED**

depending on the following criteria:  
dependiendo de los siguientes criterios:

## DIRECT CREDITS

### SUSTAINABLE SITES:

- SS 1/7** HEAT ISLAND EFFECT. EFECTO ISLA DE CALOR
- SS 3** LOCAL HEAT ISLAND EFFECT. EFECTO ISLA DE CALOR LOCAL

**1-2**  
CREDITS

### MATERIALS AND RESOURCES:

- MR** RECYCLED CONTENT. CONTENIDO RECICLADO
- MR** REGIONAL MATERIALS. MATERIALES REGIONALES
- MR** SUSTAINABLE PURCHASING. ADQUISICIÓN SOSTENIBLE
- MR** SUSTAINABLY SOURCED MATERIALS & PRODUCTS. PRODUCTOS Y MATERIAS PRIMAS SOSTENIBLES
- MR** ENVIRONMENTALLY PREFERABLE PRODUCTS. PRODUCTOS AMBIENTALMENTE PREFERIBLES

**0,5-8**  
CREDITS

### INDOOR ENVIRONMENTAL QUALITY

- IEQ** LOW EMITTING MATERIALS. PRODUCTOS DE BAJA EMISIÓN

**1-4**  
CREDITS

## INDIRECT CREDITS

### ENERGY & ATMOSPHERE

- EA PR2** MINIMUM ENERGY PERFORMANCE. EFICIENCIA ENERGÉTICA MÍNIMA
- EA CR1** OPTIMIZE ENERGY PERFORMANCE. OPTIMIZACIÓN ENERGÉTICA

**1-21**  
CREDITS

### MATERIALS AND RESOURCES

- MR CR1.2** BUILDING REUSE. REUTILIZACIÓN DEL EDIFICIO
- MR CR3** MATERIALS REUSE. REUTILIZACIÓN DE MATERIALES

**1-2**  
CREDITS

### INDOOR ENVIRONMENTAL QUALITY

- IEQ CR3** CONSTRUCTION INDOOR AIR QUALITY MANAGEMENT PLAN. PLAN DE GESTIÓN DE LA CALIDAD DE AIRE INTERIOR

**1**  
CREDIT

CoverLEED | **itc** | aparici

Products commercialized by APARICI PORCELANICO meet all the norms required by Spanish manufactured goods, imposed by the Spanish and the European Law concerning environmental issues. These legal requirements have encouraged us even further when setting our own internal goals; leading to a minimization of any environmental impacts which can derive from our manufacturing process.

Los productos comercializados por APARICI PORCELANICO cumplen en materia medioambiental con la normativa exigible por la legislación Española y Europea aplicable a los productos elaborados en España. Este imperativo legal nos ha motivado más si cabe a marcarnos nuestros objetivos internos para minimizar al máximo los impactos medioambientales derivados de nuestro proceso productivo.

**69%**

Recycled material used in production up to 53%.  
Material reciclado usado en producción hasta un 53%.

**100%**

Under the maximum authorized level for pollutant gas emissions.  
Nivel de emisiones de contaminantes a la atmósfera inferior al límite autorizado.

**100%**

Cardboard and wood packaging managed by SIG from ECOEMBES.  
Envases y embalajes de cartón y madera gestionados por el SIG de ECOEMBES.

**100%**

Waste management handled through an authorized company.  
Gestión de residuos peligrosos y no peligrosos por gestor autorizado.

**100%**

Recycling of industrial sewage water.  
Reutilización de aguas residuales industriales.





### QUALITY\_CALIDAD

HIGH TECHNICAL PORCELAIN \_PORCELÁNICO TÉCNICO  
DOUBLE FIRED \_BICOCCIÓN



### SERVICE\_SERVICIO

DELIVERY WITHIN 0,5 DAYS\_0,5 DÍAS PLAZO SUMINISTRO  
PERMANENT STOCK 8.000.000 m<sup>2</sup> \_STOCK PERMANENTE 8.000.000 m<sup>2</sup>



### PRODUCTION\_PRODUCCIÓN

14.500.000 m<sup>2</sup>/year\_14.500.000 m<sup>2</sup>/año



### INNOVATION\_INNOVACIÓN

DIGITAL TECHNOLOGY \_TECNOLOGÍA DIGITAL



### INTERNATIONAL\_INTERNACIONAL

140 COUNTRIES\_140 PAÍSES



### ECOLOGY\_ECOLOGÍA

69% RECYCLED MATERIAL\_69% MATERIAL RECICLADO

Cerámicas Aparici SA does not take any responsibility of printing mistakes in any data of this catalogue. Check and confirm the data with CERÁMICAS APARICI S.A. before any order. All technical characteristics and specifications are based on the available information at the printing moment, they can suffer alterations without warning according to changes in markets, in technological innovations or any other factor. CERÁMICAS APARICI S.A. has the right to modify them without any responsibility or any commitment.

Cerámicas Aparici SA no asume ninguna responsabilidad por errores de impresión en cualquier dato reflejado en el presente catálogo. Por tal motivo, para la realización de cualquier pedido se solicita que sean confirmados a Cerámicas Aparici SA o a su distribuidor. Todas las características y especificaciones técnicas están basadas en la información disponible al momento de la impresión del presente catálogo y podrán cambiar o variar sin previo aviso de acuerdo a las circunstancias del mercado y/o a las innovaciones tecnológicas y/o a cualquier factor. CERÁMICAS APARICI SA, se reserva el derecho a modificarlos en cualquier momento sin incurrir en ninguna obligación, ni responsabilidad.